Authorised Version No. 026

Road Safety Road Rules 2017

S.R. No. 41/2017

Authorised Version incorporating amendments as at
18 February 2026

TABLE OF PROVISIONS

Rule		*Page*
Part 1—Introductory		**1**
Division 1—General		**1**
1	Objectives	1
1A	Authorising provision	1
2	Commencement	1
3	Revocations	1
Division 2—Some features of these Rules		**2**
4	Definitions	2
5	Diagrams	2
6	Examples	2
7	Headings	3
8	Notes	3
9	Reader's Guide	3
10	Offences	3
Part 2—Application of Rules		**4**
Division 1—Roads and road related areas		**4**
11	Rules apply to vehicles and road users on roads and road related areas	4
12	What is a road	4
13	What is a road related area	5
Division 2—Road users and vehicles		**6**
14	Road users	6
15	What is a vehicle	6
16	Who is a driver	7
17	Who is a rider	7
18	Who is a pedestrian	8
19	References to driver includes rider etc.	9

Part 3—Speed-limits **10**

20 Obeying the speed-limit 10
21 Speed-limit where a speed-limit sign applies 12
22 Speed-limit in a speed-limited area 14
23 Speed-limit in a school zone 15
24 Speed-limit in a shared zone 15
25 Speed-limit elsewhere 16

Part 4—Making turns **18**

Division 1—Left turns at intersections **18**

26 Application of Division to roundabouts, road related areas and adjacent land 18
27 Starting a left turn from a road (except a multi-lane road) 19
28 Starting a left turn from a multi-lane road 20
29 Making a left turn as indicated by a road marking 24

Division 2—Right turns (except hook turns) at intersections **26**

30 Division does not apply to certain turns 26
31 Starting a right turn from a road (except a multi-lane road) 27
32 Starting a right turn from a multi-lane road 29
33 Making a right turn 33

Division 3—Hook turns at intersections **35**

34 Making a hook turn at a hook turn only sign 35
35 Optional hook turn by a rider of a bicycle or an electric scooter 37
36 Rider of bicycle or electric scooter making a hook turn contrary to no hook turn by bicycles sign 40

Division 4—U-turns **41**

37 Beginning a U-turn 41
38 Giving way when making a U-turn 41
39 Making a U-turn contrary to a no U-turn sign 42
40 Making a U-turn at an intersection with traffic lights 43
41 Making a U-turn at an intersection without traffic lights 43
42 Starting a U-turn at an intersection 44
43 Making a U-turn at certain crossings 45
43A Making a U-turn on a road related area with traffic lights 45

Part 5—Change of direction and stop signals **46**

Division 1—Change of direction signals **46**

44 Division does not apply to entering or leaving a roundabout or lane filtering or repositioning 46
45 What is changing direction 46
46 Giving a left change of direction signal 48

47	How to give a left change of direction signal	49
48	Giving a right change of direction signal	49
49	How to give a right change of direction signal	51
50	How to give a right change of direction signal by giving a hand signal	51
51	When use of direction indicator lights permitted	52
Division 2—Stop signals		**52**
52	Division does not apply to riders of bicycles or electric scooters or certain tram drivers	52
53	Giving a stop signal	52
54	How to give a stop signal	53
55	How to give a stop signal by giving a hand signal	53
Part 6—Traffic lights and twin red lights		**55**
Division 1—Obeying traffic lights		**55**
56	Stopping for a red traffic light or arrow	55
57	Stopping for a yellow traffic light or arrow	58
58	Exceptions to stopping for a red or yellow traffic light	61
59	Proceeding through a red traffic light	61
60	Proceeding through a red traffic arrow	63
60A	Proceeding through a bicycle storage area before a red traffic light or arrow	63
61	Proceeding when traffic lights or arrows at an intersection change to yellow or red	64
Division 2—Giving way at traffic lights		**66**
62	Giving way when turning at an intersection with traffic lights	66
63	Giving way at an intersection with traffic lights not operating or only partly operating	68
64	Giving way at a flashing yellow traffic arrow at an intersection	69
65	Giving way at a marked foot crossing (except at an intersection) with a flashing yellow traffic light	70
Division 3—Twin red lights (except at level crossings)		**71**
66	Stopping for twin red lights (except at level crossings)	71
Part 7—Giving way		**73**
Division 1—Giving way at a stop sign, stop line, give way sign or give way line applying to the driver		**74**
67	Stopping and giving way at a stop sign or stop line at an intersection without traffic lights	74
68	Stopping and giving way at a stop sign or stop line at other places	77

69 Giving way at a give way sign or give way line at an intersection (except a roundabout) 78
70 Giving way at a give way sign at a bridge or length of narrow road 82
71 Giving way at a give way sign or give way line at other places 83

Division 2—Giving way at an intersection without traffic lights or a stop sign, stop line, give way sign or give way line applying to the driver 84

72 Giving way at an intersection (except a T-intersection or roundabout) 84
73 Giving way at a T-intersection 89

Division 3—Entering or leaving road related areas and adjacent land 95

74 Giving way when entering a road from a road related area or adjacent land 95
75 Giving way when entering a road related area or adjacent land from a road 97

Division 4—Keeping clear of and giving way to particular vehicles 99

76 Keeping clear of trams travelling in tram lanes etc. 99
77 Giving way to buses 100
77A Interfering with or interrupting funeral procession 102
78 Keeping clear of police vehicles, emergency vehicles, enforcement vehicles and escort vehicles 102
79 Giving way to police vehicles, emergency vehicles, enforcement vehicles and escort vehicles 103
79A Approaching and passing stationary or slow-moving police vehicles, emergency vehicles, enforcement vehicles, escort vehicles, incident response service vehicles and roadside assistance vehicles 103

Division 5—Crossing and shared zones 106

80 Stopping at a children's crossing 106
81 Giving way at a pedestrian crossing 109
82 Overtaking or passing a vehicle at a children's crossing or pedestrian crossing 111
83 Giving way to pedestrians in a shared zone 112

Division 6—Other give way rules 112

84 Giving way when driving through a break in a dividing strip 112
85 Giving way on a painted island 114
86 Giving way in median turning bays 115

87 Giving way when moving from a side or shoulder of the road or a median strip parking area 117

Part 8—Traffic signs and road markings 119

Division 1—Traffic signs and road markings at intersections and other places 120

88 Left turn signs 120
89 Right turn signs 121
90 No turns signs 122
91 No left turn and no right turn signs 122
92 Traffic lane arrows 124

Division 2—Traffic signs and road markings generally 126

93 No overtaking or passing signs 126
94 No overtaking on bridge signs 127
95 Emergency stopping lane only signs 128
96 Keep clear markings 129
97 Road access signs 130
98 One-way signs 132
99 Keep left and keep right signs 133
100 No entry signs 135
101 Hand-held stop signs 135
101A Safety ramp and arrester bed signs 136

Division 3—Signs for trucks, buses and other large vehicles 137

102 Clearance and low clearance signs 137
103 Load limit signs 137
104 No trucks signs 137
105 Trucks must enter signs 140
106 No buses signs 140
107 Buses must enter signs 141
108 Trucks and buses low gear signs 141

Part 9—Roundabouts 143

109 What is a roundabout 143
110 Meaning of halfway around a roundabout 143
111 Entering a roundabout from a multi-lane road or a road with 2 or more lines of traffic travelling in the same direction 144
112 Giving a left change of direction signal when entering a roundabout 149
113 Giving a right change of direction signal when entering a roundabout 150
114 Giving way when entering or driving in a roundabout 151
115 Driving in a roundabout 152

116 Obeying traffic lane arrows when driving in or leaving a roundabout 153
117 Giving a change of direction signal when changing marked lanes or lines of traffic in a roundabout 153
118 Giving a left change of direction signal when leaving a roundabout 154
119 Giving way by the rider of a bicycle, an electric scooter or animal to a vehicle leaving a roundabout 155

Part 10—Level crossings 156

120 What is a level crossing 156
121 Stopping and giving way at a stop sign at a level crossing 157
122 Giving way at a give way sign or give way line at a level crossing 157
123 Entering a level crossing when a train or tram is approaching etc. 158
124 Leaving a level crossing 159

Part 11—Keeping left, overtaking and other driving rules 160

Division 1—General 160

125 Unreasonably obstructing drivers or pedestrians 160
126 Keeping a safe distance behind vehicles 160
127 Keeping a minimum distance between long vehicles 161
128 Entering blocked intersections 162
128A Entering blocked crossings 162

Division 2—Keeping to the left 163

129 Keeping to the far left side of a road 163
130 Keeping to the left on a multi-lane road 164
131 Keeping to the left of oncoming vehicles 166
132 Keeping to the left of the centre of a road or the dividing line 168
133 Exceptions to keeping to the left of the centre of a road 172
134 Exceptions to keeping to the left of a dividing line 173
135 Keeping to the left of a median strip 176
136 Driving on a one-way service road 177
137 Keeping off a dividing strip 178
138 Keeping off a painted island 179
139 Exceptions for avoiding obstructions on a road 181

Division 3—Overtaking 183

140 No overtaking unless safe to do so 183
141 No overtaking etc. to the left of a vehicle 183
142 No overtaking to the right of a vehicle turning right etc. 185
143 Passing or overtaking a vehicle displaying a do not overtake turning vehicle sign 185

144 Keeping a safe distance when overtaking 187
144A Keeping a sufficient distance when passing to the right side of a bicycle or an electric scooter 188
145 Driver being overtaken not to increase speed 191

Division 4—Driving in marked lanes or lines of traffic 192

146 Driving within a single marked lane or line of traffic 192
147 Moving from one marked lane to another marked lane across a continuous line separating the lanes 194
148 Giving way when moving from one marked lane or line of traffic to another marked lane or line of traffic 195
148A Giving way when moving within a single marked lane 197
149 Giving way when lines of traffic merge into a single line of traffic 197
150 Driving on or across a continuous white edge line 198
151 Riding a motor bike or bicycle alongside more than one other rider 200
151A Lane filtering at excessive speed 201
151B Circumstances in which a motor cycle rider may engage in lane filtering 202

Division 5—Obeying overhead lane control devices applying to marked lanes 203

152 Complying with overhead lane control devices 203

Division 6—Driving in marked lanes designated for special purposes 205

153 Bicycle lanes 205
154 Bus lanes 207
154A Bus only lanes 209
155 Tram lanes 211
155A Tramways 213
156 Transit lanes 215
157 Truck lanes 216
158 Exceptions to driving in special purpose lanes etc. 217
159 Marked lanes required to be used by particular kinds of vehicles 219

Division 7—Passing trams and safety zones 221

160 Passing or overtaking a tram that is not at or near the left side of a road 221
161 Passing or overtaking a tram at or near the left side of a road 222
162 Driving past a safety zone 222
163 Driving past the rear of a stopped tram at a tram stop 223
164 Stopping beside a stopped tram at a tram stop 224
164A Tram stopping beside a driver at a tram stop 225

Rule *Page*

Part 12—Restrictions on stopping and parking **227**

Division 1—General **227**

165 Stopping in an emergency etc. or to comply with another rule 227
166 Application of Part to bicycles 228

Division 2—No stopping and no parking signs and road markings **229**

167 No stopping signs 229
168 No parking signs 229
169 No stopping on a road with a yellow edge line 231

Division 3—Stopping at intersections and crossing **231**

170 Stopping in or near an intersection 231
171 Stopping on or near a children's crossing 234
172 Stopping on or near a pedestrian crossing (except at an intersection) 235
173 Stopping on or near a marked foot crossing (except at an intersection) 236
174 Stopping on or near a bicycle crossing (except at an intersection) 237
175 Stopping on or near a level crossing 239

Division 4—Stopping on clearways and freeways and in emergency stopping lanes **240**

176 Stopping on a clearway 240
177 Stopping on a freeway 241
178 Stopping in an emergency stopping lane 242

Division 5—Stopping in zones for particular vehicles **243**

179 Stopping in a loading zone 243
180 Stopping in a truck zone 245
181 Stopping in a works zone 246
182 Stopping in a taxi zone 247
183 Stopping in a bus zone 247
184 Stopping in a minibus zone 248
185 Stopping in a permit zone 249
186 Stopping in a mail zone 250

Division 6—Other places where stopping is restricted **250**

187 Stopping in a bus lane, bus only lane, tram lane, tramway, transit lane, truck lane or on tram tracks 251
188 Stopping in a shared zone 252
189 Double parking 252
190 Stopping in or near a safety zone 254
191 Stopping near an obstruction 255
192 Stopping on a bridge or in a tunnel etc. 256

193	Stopping on a crest or curve outside a built-up area	257
194	Stopping near a fire hydrant etc.	258
195	Stopping at or near a bus stop	259
196	Stopping at or near a tram stop	260
197	Stopping on a path, dividing strip, nature strip, painted island or traffic island	261
198	Obstructing access to and from a footpath, driveway etc.	263
199	Stopping near a postbox	264
200	Stopping on roads—heavy and long vehicles	265
201	Stopping on a road with a bicycle parking sign	266
202	Stopping on a road with a motor bike parking sign	267
203	Stopping in a parking area for people with disabilities	267
203A	Stopping in a slip lane	270
203B	Stopping in a parking area for electric-powered vehicles	270
203C	Stopping in a parking area for the charging of electric-powered vehicles	271
Division 7—Permissive parking signs and parking fees		**272**
204	Meaning of certain information on or with permissive parking signs	272
205	Parking for longer than indicated	275
205A	Parking outside times indicated	276
206	Time extension for people with disabilities	277
207	Parking where fees are payable	277
Division 8—Parallel parking		**278**
208	Parallel parking on a road (except in a median strip parking area)	279
208A	Parallel parking in a road related area (except in a median strip parking area)	282
209	Parallel parking in a median strip parking area	283
Division 9—Angle parking		**284**
210	Angle parking	284
Division 10—Other parking related rules		**290**
211	Parking in parking bays	290
212	Entering and leaving a median strip parking area	291
213	Making a motor vehicle secure	292
Part 13—Lights and warning devices		**295**
Division 1—Lights on vehicles (except bicycles, electric scooters, animals and animal-drawn vehicles)		**295**
214	Division does not apply to riders of bicycles, electric scooters, animals or animal-drawn vehicles	295

215 Using lights when driving at night or in hazardous weather conditions 295
216 Towing a vehicle at night or in hazardous weather conditions 297
217 Using fog lights 299
218 Using headlights on high-beam 299
219 Lights not to be used to dazzle other road users 300
220 Using lights on vehicles that are stopped 301
221 Using hazard warning lights 302
222 Using warning lights on buses carrying children 303

Division 2—Lights on animal-drawn vehicles 303

223 Using lights when riding an animal-drawn vehicle at night or in hazardous weather conditions 303

Division 3—Horns and radar detectors 304

224 Using horns and similar warning devices 304
225 Using radar detectors and similar devices 304

Division 4—Portable warning triangles for heavy vehicles 305

226 Heavy vehicles to be equipped with portable warning triangles 305
227 Using portable warning triangles 305

Part 14—Rules for pedestrians 309

Division 1—General 309

228 No pedestrians signs 309
229 Pedestrians on a road with a road access sign 309
230 Crossing a road—general 310
231 Crossing a road at pedestrian lights 311
232 Crossing a road at traffic lights 313
233 Crossing a road to or from a tram 315
234 Crossing a road on or near a crossing for pedestrians 316
235 Crossing a level crossing 318
235A Crossing a pedestrian level crossing that has a red pedestrian light 319
236 Pedestrians not to cause a traffic hazard or obstruction 320
237 Getting on or into a moving vehicle 321
238 Pedestrians travelling along a road (except while travelling on an electric personal transporter or in or on a wheeled recreational device or toy) 322
239 Pedestrians on a bicycle path or separated footpath 323

Division 2—Rules for persons travelling in or on wheeled recreational devices and wheeled toys **328**

240 Wheeled recreational devices and toys not to be used on certain roads 328
240A No wheeled recreational devices or toys sign 329
241 Travelling in or on a wheeled recreational device or toy on a road 330
242 Travelling in or on a wheeled recreational device or toy on a footpath or shared path 331
243 Travelling on rollerblades etc. on a bicycle path or separated footpath 333
244 Wheeled recreational devices or wheeled toys being towed etc. 334
244A Meanings of scooter 334
244B Wearing of helmets and other requirements for users of scooters 335

Division 3—Rules for persons travelling on electric personal transporters **337**

244C Electric personal transporter routes and use areas 337
244D Electric personal transporters must only be used on roads or road related areas as part of an electric personal transporter tour 338
244E Electric personal transporters must only be used on electric personal transporter routes or in electric personal transporter use areas 338
244F Electric personal transporters not to be used on certain roads 338
244G No electric personal transporter sign 340
244H Travelling on an electric personal transporter on a road 340
244I Travelling on an electric personal transporter on a footpath or shared path or in a shared zone 341
244J Travelling on an electric personal transporter on a bicycle path or separated footpath 341
244K Electric personal transporter user to stop at red bicycle crossing light 342
244L Electric personal transporter user to stop at yellow bicycle crossing light 343
244M Electric personal transporter user proceeding when bicycle crossing lights change to yellow or red 345
244N Electric personal transporters being towed 346
244O Person to have proper control of an electric personal transporter 347
244P Wearing of bicycle helmets by persons travelling on electric personal transporters 347
244Q Equipment on electric personal transporters 348

244R Minimum age requirement for travelling on electric personal transporters 348
244S Speed-limit applicable to electric personal transporters 349
244T Carrying people or animals on electric personal transporters 349
244U Offence to consume intoxicating liquor while travelling on an electric personal transporter 349

Part 15—Additional rules for riders of bicycles and electric scooters 350

Division 1—Rules for riders of bicycles and electric scooters 351

244W Application of Division 351
245 Riding a bicycle 351
246 Carrying people on a bicycle 351
247 Riding in a bicycle lane on a road 352
247A Entering a bicycle storage area 352
247B Giving way while entering or in a bicycle storage area 353
248 No riding across a road on a crossing 354
249 Riding on a separated footpath 354
250 Riding on a footpath or shared path 354
251 Riding to the left of oncoming riders of bicycles or electric scooters on a path 357
252 No bicycles signs and markings 358
253 Riders of bicycles or electric scooters not to cause a traffic hazard 360
254 Bicycles or electric scooters being towed etc. 360
255 Riding too close to the rear of a motor vehicle 360
256 Bicycle helmets 361
257 Riding with a person on a bicycle trailer 363
258 Equipment on a bicycle or an electric scooter 365
259 Riding at night 365
260 Stopping for a red bicycle crossing light 366
261 Stopping for a yellow bicycle crossing light 367
262 Proceeding when bicycle crossing lights change to yellow or red 368

Division 2—Additional rules for riders of electric scooters 370

262C Riding electric scooters on a footpath 371
262D Riding electric scooters on certain roads 371
262E Riding an electric scooter on a road alongside another rider or pedestrian 372
262F Minimum age requirement for riding an electric scooter 372
262G Speed-limit applicable to electric scooter 372
262H Carrying people on electric scooter 372
262HA Passengers not permitted on an electric scooter 372

262I	Offence to consume intoxicating liquor while riding an electric scooter	373
262J	Riding class B or class C electric scooters other than under a vehicle sharing scheme	373
Part 16—Rules for persons travelling in or on vehicles		**374**
263	Application of Part to persons in or on trams	374
263A	Requirement that seatbelt etc. be properly adjusted and fastened	374
263B	Driver or passenger in motor vehicle must not occupy the same seating position as another person	374
264	Drivers must comply with seatbelt requirements	376
264A	Driver must ensure passengers comply with seatbelt requirements	376
265	Passengers 16 years old or older must comply with seatbelt requirements	377
266	Driver must ensure passengers under 16 years old are appropriately secured	378
266A	Appropriate securing of passengers under 16 years old	380
267	Exemptions from wearing seatbelts—certificate exempting person	383
267A	Exemption from wearing seatbelt—seating position not fitted with seatbelt	385
267B	Exemption from wearing seatbelt—passenger in police vehicle etc.	386
267C	Exemption from wearing seatbelt—other exemptions	387
268	How persons must travel in or on a motor vehicle	388
269	Opening doors and getting out of a vehicle etc.	390
270	Wearing motor bike helmets	391
271	Riding on motor bikes and motor cycles	393
272	Interfering with the driver's control of the vehicle etc.	396
Part 17—Additional rules for drivers of trams and public buses and, in the case of B Lights, for drivers of other vehicles permitted to drive in a bus lane		**397**
Division 1—Trams		**397**
273	Division also applies to tram recovery vehicles and public buses travelling along tram tracks	397
274	Stopping for a red T light	398
275	Stopping for a yellow T light	398
276	Exception to stopping for a red or yellow T light	399
277	Proceeding after stopping for a red or yellow T light	399
278	Proceeding when a red traffic light and a white T light or white traffic arrow is showing	399
279	Proceeding when a white T light or white traffic arrow is no longer showing	400

Division 2—Public buses **401**

280 Application of Division 401
281 Stopping for a red B light 402
282 Stopping for a yellow B light 402
283 Exception to stopping for a red or yellow B light 403
284 Proceeding after stopping for a red or yellow B light 403
285 Proceeding when a red traffic light and a white B light or white traffic arrow is showing 404
286 Proceeding when a white B light or white traffic arrow is no longer showing 404

Part 18—Miscellaneous road rules **406**

Division 1—Miscellaneous rules for drivers **406**

287 Duties of driver involved in an accident 406
288 Driving on a path 406
289 Driving on a nature strip 409
290 Driving on a traffic island 411
291 Making unnecessary noise or smoke 411
292 Insecure or overhanging load 412
293 Removing fallen etc. things from the road 412
294 Keeping control of a vehicle being towed 413
295 Motor vehicle towing another vehicle with a towline 414
296 Driving a vehicle in reverse 414
297 Driver to have proper control of a vehicle etc. 415
298 Driving with a person in a trailer 416

Division 2—Rules for people in charge of animals **417**

301 Leading an animal while in or on a vehicle 417
302 Rider of an animal on a footpath or nature strip to give way to pedestrians 418
303 Riding an animal alongside more than one other rider 418
303AA Riding an animal-drawn vehicle in the animal-drawn vehicle prohibited area 419
303A Horse riding helmets to be worn by riders under 18 420

Division 3—Obeying directions **421**

304 Direction by a police officer or authorised person 421

Part 18A—Use of devices in or on vehicles, wheeled recreational devices and electric personal transporters **422**

Division 1—Interpretation **422**

304A Definitions 422
304B What is a *device* 427
304C Meaning of *required capabilities* 427
304D What is a *display* 428

304E Meaning of *operating*, *touching* and *ongoing activity* 428
304F Stationary and parked vehicles, wheeled recreational devices or electric personal transporters 429
304G Permitted device interactions 430
304GA What is an *in-vehicle transaction* 432
304GB Who is a *fully licensed driver* 433
304GC Who is a *novice driver* 434
304GD Calculation of period for which person has held a motor cycle licence 435

Division 2—Operation of devices in motor vehicles 435

304H Operation of inbuilt devices, mounted devices and motor bike helmet devices in motor vehicles 435
304I Operation of wearable devices in motor vehicles 439
304J Touching or looking at portable devices in motor vehicles 441
304K Operation of portable devices other than by touching by fully licensed drivers 443
304KA Operation of portable devices other than by touching by other drivers 444

Division 3—Operation of devices in relation to bicycles, electric scooters and vehicles that are not motor vehicles 445

304L Operation of inbuilt devices, mounted devices and motor bike helmet devices on bicycles and electric scooters and in vehicles that are not motor vehicles 445
304M Operation of wearable devices on bicycles and electric scooters and in vehicles that are not motor vehicles 447
304N Operation of portable devices on bicycles and electric scooters and in vehicles that are not motor vehicles 448

Division 4—Operation of devices in relation to wheeled recreational devices and electric personal transporters 450

304O Operation of inbuilt devices, mounted devices and motor bike helmet devices in or on wheeled recreational devices and electric personal transporters 450
304P Operation of wearable devices in or on wheeled recreational devices and electric personal transporters 452
304Q Operation of portable devices in or on wheeled recreational devices and electric personal transporters 453

Part 19—Exemptions 456

305 Exemption for drivers of police vehicles 456
305A Exemption for drivers of vehicles being used for police driver training 456
306 Exemption for drivers of emergency vehicles 457
306A Exemption for drivers of enforcement vehicles and escort vehicles 458

307 Stopping and parking exemption for police vehicles, emergency vehicles, enforcement vehicles, escort vehicles and authorised persons 458
308 Exemption for police officers, emergency workers, enforcement vehicle workers and escort vehicle workers on foot 460
309 Exemption for drivers of trams etc. 460
310 Exemption for road workers etc. 461
311 Exemption for oversize vehicles 464
312 Exemption for tow truck drivers 466
313 Exemption for postal vehicles 467
313A Exemptions for drivers of incident response service vehicles 467
313B Exemptions for drivers of railway incident response vehicles 468

Part 20—Traffic control devices and traffic-related items 471

Division 1—General 471

314 Diagrams of traffic control devices, traffic-related items and symbols 471
315 Legal effect of traffic control devices mentioned in these Rules 472
316 When do traffic control devices comply substantially with these Rules 472
317 Information on or with traffic control devices 477
317A Traffic control devices applying on school days 478
318 Limited effect of certain traffic control devices 480
319 Legal effect of traffic-related items mentioned in these Rules 481
320 When do traffic-related items comply substantially with these Rules 482
321 Meaning of information on or with traffic control devices and traffic-related items 482
322 References to traffic control devices and traffic-related items on a road etc. 483
323 References to lights that are traffic signals 485
323A Audible lines 485

Division 2—Application of traffic control devices to lengths of roads and areas 486

324 Purpose of Division 486
325 References to traffic control devices—application to lengths of road and areas 487
326 When do traffic control devices apply to a length of road or area—the basic rules 487

327	Length of road to which a traffic sign (except a parking control sign) applies	488
328	References to a traffic control device applying to a length of road	488
329	Traffic control devices applying to a marked lane	489
330	Traffic control devices applying to a slip lane	489
331	Traffic control devices applying to an intersection	490
332	Parking control signs applying to a length of road	490
333	Parking control signs applying to a length of road in an area to which another parking control sign applies etc.	491
334	How parking control signs apply to a length of road	492
335	Traffic control devices applying to an area	494
336	How separated footpath signs and separated footpath road markings apply	496
Division 3—Application of traffic control devices to persons		**497**
337	Purpose of Division	497
338	References to traffic control devices—application to persons	497
339	When do traffic control devices apply to a person—the basic rules	498
340	Traffic control devices (except road markings and parking control signs)	498
341	Road markings	499
342	Traffic signs (except parking control signs) applying to a length of road	500
343	Traffic signs (except parking control signs) applying to an area	500
344	Traffic control devices applying to a driver in a marked lane	501
345	Traffic control devices applying to a driver in a slip lane	501
346	Parking control signs	502
Part 21—General		**503**
347	Meaning of abbreviations and symbols	503
348	References to a driver doing something etc.	503
349	References to certain kinds of roads	503
350	References to stopping or parking on a length of road etc.	504
351	References to left and right	505
352	References to stopping as near as practicable to a place	505
353	References to pedestrians crossing a road	506
Part 22—Additional Victorian road rules		**507**
400	Definitions	507
401	Obstructing roads	508
402	Giving way to stock	509
403	Requirement to travel at a safe speed near stock	510

404 Requirement to stop at a stock crossing 510
406 Supervising drivers and excessive speed 510
407 Secretary may declare or approve items for the purposes of the Road Rules 511
408 Transitional provision—Corporation approvals 511

Schedule 1—Abbreviations and symbols 514

Schedule 2—Standard or commonly used traffic signs 516

Schedule 3—Other Victorian permitted traffic signs 534

Schedule 4—Symbols and traffic-related items 544

Schedule 5—Revocations 547

Dictionary 549

Endnotes 593

1 General information 593
2 Table of Amendments 595
3 Explanatory details 597

Authorised Version No. 026

Road Safety Road Rules 2017

S.R. No. 41/2017

Authorised Version incorporating amendments as at
18 February 2026

Part 1—Introductory

Division 1—General

1 Objectives

The main objectives of these Rules are—

(a) to provide road rules in Victoria that are substantially consistent with road rules across Australia, based on the current version of the Australian Road Rules approved by the Transport and Infrastructure Council under the National Transport Commission Act 2003 of the Commonwealth; and

(b) to establish rules to be observed by road users in Victoria in matters not otherwise dealt with in the Australian Road Rules; and

(c) to specify behaviour for all road users that supports the safe and efficient use of roads in Victoria.

1A Authorising provision

These Rules are made under section 95D of the **Road Safety Act 1986**.

2 Commencement

These Rules come into operation on 1 July 2017.

3 Revocations

The Rules set out in Schedule 5 are **revoked**.

Division 2—Some features of these Rules

4 Definitions

(1) The dictionary at the end of these Rules defines certain words and expressions, and includes references to certain words and expressions defined elsewhere in these Rules (***signpost definitions***).

Example

The signpost definition "***road related area*** see rule 13" means that the expression "road related area" is defined in rule 13.

Note

The dictionary only includes a signpost definition for a word or expression if the word or expression is used in 2 or more rules.

(2) The dictionary is part of these Rules.

(3) A definition in these Rules applies to each use of the word or expression in these Rules, unless the contrary intention appears.

5 Diagrams

A diagram in these Rules is part of these Rules.

Notes

1 If a diagram of a traffic control device, traffic-related item or symbol is in black and white in these Rules, the diagram may be a black or white version of the device, item or symbol—see rule 314. If so, the colour version of the device, item or symbol will be in Schedule 2, 3 or 4.

2 A diagram may be an example—see rule 6(1).

6 Examples

(1) An example (whether or not in the form of a diagram) in these Rules is part of these Rules.

(2) If these Rules include an example of the operation of a provision of the Rules—

(a) the example is not exhaustive; and

(b) the example does not limit, but may extend, the meaning of the provision.

7 Headings

A heading to a Part, Division, Schedule, rule or any other provision of these Rules is part of these Rules.

8 Notes

A note in these Rules is explanatory and is not part of these Rules.

9 Reader's Guide

The Reader's Guide is not part of these Rules.

10 Offences

(1) The expression "Penalty:" at the foot of a rule (or, if the rule has 2 or more subrules, at the foot of a subrule) indicates that a contravention (whether by act or omission) of the rule (or subrule) is an offence.

(2) The penalty for an offence is a penalty not exceeding that set out after the expression "Penalty:".

(3) If a penalty is stated as a number of "penalty units", the penalty is the amount calculated by multiplying that number by the value of a penalty unit fixed under section 5 of the **Monetary Units Act 2004**.

Part 2—Application of Rules

Division 1—Roads and road related areas

11 Rules apply to vehicles and road users on roads and road related areas

(1) These Rules apply to vehicles and road users on roads and road related areas.

Note

Road is defined in rule 12, ***road related area*** is defined in rule 13, ***road user*** is defined in rule 14 and ***vehicle*** is defined in rule 15.

(2) A reference in a rule (except in this Division) to a road includes a reference to a road related area, unless otherwise expressly stated in the rule.

Examples

1 A reference in rule 146 (which deals with driving within a single marked lane or line of traffic) to the road includes a reference to the road related area of the road.

2 A reference in rule 200(1) (which deals with certain heavy or long vehicles stopping on roads) to a length of road includes a reference to the road related area of the length of road.

3 A reference in rule 31 (which deals with starting a right turn from a road, except a multi-lane road) to a road does not include a reference to a road related area, because of the definition in subrule (5) of that rule.

12 What is a road

(1) A ***road*** is—

(a) an area that is open to or used by the public and is developed for, or has as one of its main uses, the driving or riding of motor vehicles; or

(b) a place that is a road by virtue of a declaration under section 3(2)(a) of the **Road Safety Act 1986**—

but does not include a place that is not a road by virtue of a declaration under section 3(2)(a) of the **Road Safety Act 1986**.

Note

Motor vehicle is defined in the **Road Safety Act 1986**.

(2) However, a reference in these Rules (except in this Division) to a ***road*** does not include a reference to any shoulder of the road.

(3) The ***shoulder*** of the road means an area (not being part of the road) adjoining the road that is open to or used by the public for driving, riding or parking motor vehicles and to which a parking control sign does not apply.

Note

Parking control sign is defined in the dictionary.

13 What is a road related area

(1) A ***road related area*** is any of the following—

(a) an area that divides a road;

(b) a footpath or nature strip adjacent to a road;

(c) an area that is not a road and that is open to the public and designated for use by cyclists or animals;

(d) an area that is not a road and that is open to or used by the public for driving, riding or parking motor vehicles;

(e) a place that is a road related area by virtue of a declaration under section 3(2)(a) of the **Road Safety Act 1986**—

but does not include a place that is not a road related area by virtue of a declaration under section 3(2)(a) of the **Road Safety Act 1986**.

Note

Motor vehicle is defined in the **Road Safety Act 1986**.

(2) A reference in these Rules (except in this Division) to a ***road related area*** includes a reference to any part of a road that is a shoulder of the road.

Note

Shoulder is defined in rule 12.

Division 2—Road users and vehicles

14 Road users

A ***road user*** is a driver, rider, passenger or pedestrian.

Note

Driver is defined in rule 16, ***pedestrian*** is defined in rule 18 and ***rider*** is defined in rule 17.

15 What is a vehicle

A ***vehicle*** includes—

(a) a motor vehicle, trailer and tram; and

(b) a bicycle; and

Rule 15(ba) inserted by S.R. No. 135/2021 rule 5.

(ba) an electric scooter; and

(c) an animal-drawn vehicle, and an animal that is being ridden or drawing a vehicle; and

(d) a combination; and

(e) a motorised wheelchair that can travel at over 10 kilometres per hour (on level ground)—

but does not include another kind of wheelchair, a train, a wheeled recreational device, a wheeled toy or an electric personal transporter.

Note

Various terms mentioned in this rule are defined in the dictionary. ***Motor vehicle*** is defined in the **Road Safety Act 1986**.

16 Who is a driver

(1) A ***driver*** is the person who is driving a vehicle (except a motor bike, bicycle, electric scooter, animal or animal-drawn vehicle).

Rule 16(1) amended by S.R. No. 135/2021 rule 6(1).

Notes

1 ***Bicycle***, ***electric scooter*** and ***motor bike*** are defined in the dictionary and ***vehicle*** is defined in rule 15.

Note 1 to rule 16(1) amended by S.R. No. 135/2021 rule 6(2).

2 ***Drive*** includes be in control of—see the definition in the dictionary.

(2) However, a ***driver*** does not include a person pushing a motorised wheelchair.

Note

Wheelchair is defined in the dictionary.

17 Who is a rider

(1) A ***rider*** is the person who is riding a motor bike, bicycle, electric scooter, animal or animal-drawn vehicle.

Rule 17(1) amended by S.R. No. 135/2021 rule 7(1).

Notes

Note 1 to rule 17(1) amended by S.R. No. 135/2021 rule 7(2).

1 ***Bicycle***, ***electric scooter*** and ***motor bike*** are defined in the dictionary.

2 ***Ride***, for the rider of a motor bike or animal-drawn vehicle, includes be in control of—see the definition in the dictionary.

(2) A ***rider*** does not include—

(a) a passenger; or

Rule 17(2)(b) amended by S.R. No. 135/2021 rule 7(3).

(b) a person walking beside and pushing a bicycle or an electric scooter.

18 Who is a pedestrian

A ***pedestrian*** includes—

(a) a person driving a motorised wheelchair that cannot travel at over 10 kilometres per hour (on level ground); and

(b) a person in a non-motorised wheelchair; and

(c) a person pushing a motorised or non-motorised wheelchair; and

(d) a person in or on a wheeled recreational device or wheeled toy; and

(e) a person travelling on an electric personal transporter.

Note

Electric personal transporter, ***travel on***, ***wheelchair***, ***wheeled recreational device*** and ***wheeled toy*** are defined in the dictionary.

19 References to driver includes rider etc.

Unless otherwise expressly stated, a reference in these Rules (except in this Division) to a ***driver*** includes a reference to a rider, and a reference in these Rules (except in this Division) to ***driving*** includes a reference to riding.

Part 3—Speed-limits

20 Obeying the speed-limit

Rule 20(1) substituted by S.R. No. 38/2022 rule 4.

(1) A driver must not drive at a speed over the speed-limit applying to the driver for the length of road where the driver is driving.

Penalty: (a) for a driver of a vehicle other than a heavy vehicle that exceeds the speed-limit by less than 35 kilometres per hour—

(i) in the case of a natural person, 10 penalty units;

(ii) in the case of a body corporate, 120 penalty units;

(b) for a driver of a vehicle other than a heavy vehicle that exceeds the speed-limit by 35 kilometres per hour or more but less than 45 kilometres per hour—

(i) in the case of a natural person, 15 penalty units;

(ii) in the case of a body corporate, 120 penalty units;

(c) for a driver of a vehicle other than a heavy vehicle that exceeds the speed-limit by 45 kilometres per hour or more—

(i) in the case of a natural person, 20 penalty units;

(ii) in the case of a body corporate, 120 penalty units;

(d) for a driver of a heavy vehicle that exceeds the speed-limit by less than 35 kilometres per hour—

(i) in the case of a natural person, 20 penalty units;

(ii) in the case of a body corporate, 120 penalty units.

Notes

1 A body corporate may be guilty of the offence by force of section 84BC of the **Road Safety Act 1986**.

2 For drivers of heavy vehicles who exceed the speed-limit by 35 kilometres per hour or more, see section 65B of the **Road Safety Act 1986**.

* * * * *

Rule 20(2)–(4) revoked by S.R. No. 38/2022 rule 4.

(5) For the purposes of this rule, a ***heavy vehicle*** includes a motor vehicle (other than a bus) that has a GCM greater than 14·5 tonnes.

Notes

1 The Road Rules about speed-limits are as follows—

- rule 21—speed-limit where a *speed-limit sign* applies;
- rule 22—speed-limit in a speed-limited area;
- rule 24—speed-limit in a shared zone;
- rule 25—speed-limit elsewhere.

2 ***Road*** includes a road related area—see rule 11(2).

3 ***Length*** of road includes a marked lane, a part of a marked lane, or another part of a length of road—see the definition in the dictionary.

4 Part 20, Division 2 deals with the way in which a traffic sign applies to a length of road. Part 20, Division 3 deals with the way in which the traffic sign applies to drivers driving on the length of road.

5 ***Bus***, ***GCM***, ***heavy vehicle*** and ***motor vehicle*** are defined in the **Road Safety Act 1986**.

Note 6 to rule 20 inserted by S.R. No. 96/2019 rule 4.

6 See rule 152(5) and (6) in relation to the speed-limit that applies to a driver in a closed marked lane to which an overhead lane control device applies.

21 Speed-limit where a speed-limit sign applies

(1) The speed-limit applying to a driver for a length of road to which a *speed-limit sign* applies is the number of kilometres per hour indicated by the number on the sign.

Note

Length of road is defined in the dictionary.

(2) However, if the number on the *speed-limit sign* is over 100 the speed-limit applying to the driver for the length of road is 100 kilometres per hour if the driver is driving—

(a) a bus with a GVM over 5 tonnes; or

(b) a prime mover with a GCM over 22 tonnes; or

(c) a vehicle other than a bus with a GVM over 12 tonnes.

Notes

1 ***Bus***, ***GCM***, ***GVM*** and ***prime mover*** are defined in the **Road Safety Act 1986**. ***Vehicle*** is defined in rule 15.

Note 2 to rule 21(2) amended by S.R. No. 21/2025 rule 5.

2 If the vehicle is a class O vehicle as defined by the Road Safety (Vehicles) Regulations 2021, or a class 1 heavy vehicle, class 2 heavy vehicle or class 3 heavy vehicle as defined by the Heavy Vehicle National Law (Victoria), the vehicle may be restricted to a lower speed-limit by conditions imposed on a permit or notice applying to the vehicle.

(3) A *speed-limit sign* on a road applies to the length of road beginning at the sign and ending at the nearest of the following—

(a) a *speed-limit sign* on the road with a different number on the sign;

(b) an *end speed-limit sign* or a *speed derestriction sign* on the road;

(c) if the road ends at a T-intersection or dead end—the end of the road.

Notes

1 ***T-intersection*** is defined in the dictionary.

2 Rule 322(1) and (2) deal with the meaning of a traffic sign on a road.

Speed-limit signs

Speed-limit sign (Standard sign)



Speed-limit sign (Variable illuminated message sign)



Other signs

End speed-limit sign



Speed derestriction sign



Notes for diagrams

1 There are other permitted versions of the *speed-limit sign*—see the diagrams in Schedule 3.

2 A *speed-limit sign* or an *end speed-limit sign* may have a different number on the sign—see rule 316(4).

22 Speed-limit in a speed-limited area

(1) The speed-limit applying to a driver for any length of road in a speed-limited area is the number of kilometres per hour indicated by the number on the *area speed-limit sign* on a road into the area, unless another speed-limit applies to the driver for the length of road under another rule of this Part.

Example of another speed-limit

Although an *area speed-limit sign* on a road into a speed-limited area may indicate a speed-limit of 60 kilometres per hour, a particular length of road in the area may have a *shared zone sign* indicating a 10 kilometres per hour speed-limit for that length of road.

Note

Length of road is defined in the dictionary.

(2) A ***speed-limited area*** is the network of roads in an area with—

(a) an *area speed-limit sign* on each road into the area, indicating the same number; and

(b) an *end area speed-limit sign* on each road out of the area.

(3) In subrule (2)(a) and (b)—

road does not include a road related area.

Note

Road related area is defined in rule 13.

Area speed-limit sign



End area speed-limit sign



Notes for diagrams

1 There are other permitted versions of each of these signs—see the diagrams in Schedule 3.

2 An *area speed-limit sign* or *end area speed-limit sign* may have a different number on the sign—see rule 316(4).

23 Speed-limit in a school zone

* * * * *

Note

There is no rule 23. The school zone signs in use in Victoria are an example of rule 316(4) signs—speed-limit signs with additional information. Diagrams of speed-limit signs are in Schedule 3.

24 Speed-limit in a shared zone

(1) The speed-limit applying to a driver for any length of road in a shared zone is the number of kilometres per hour indicated by the number on the *shared zone sign* on a road, or the road, into the zone.

Note

A driver driving in a shared zone must give way to any pedestrian in the zone—see rule 83.

(2) A ***shared zone*** is—

(a) if there is a *shared zone sign* and an *end shared zone sign* on a road and there is no intersection on the length of road between the signs—that length of road; or

(b) if there is a *shared zone sign* on a road that ends in a dead end and there is no intersection on the length of road beginning at the sign and ending at the dead end—that length of road; or

(c) a network of roads in an area with—

(i) a *shared zone sign* on each road into the area, indicating the same number; and

(ii) an *end shared zone sign* on each road out of the area; or

(d) a road related area that is between a *shared zone sign* that relates to the area and an *end shared zone sign* that relates to the area.

Note

Intersection is defined in the dictionary.

(3) In subrules (2)(c)(i) and (ii)—

road does not include a road related area.

Note

Road related area is defined in rule 13.

Shared zone sign



End shared zone sign



Notes for diagrams

1 There are other permitted versions of each of these signs—see the diagrams in Schedule 3.

2 A *shared zone sign* may have a different number on the sign—see rule 316(4).

25 Speed-limit elsewhere

(1) If a *speed-limit sign* does not apply to a length of road and the length of road is not in a speed-limited area or shared zone, the speed-limit applying to a driver for the length of road is the default speed-limit.

Note

Length of road is defined in the dictionary. ***Shared zone*** is defined in rule 24 and ***speed-limited area*** is defined in rule 22.

(2) The ***default speed-limit*** applying to a driver for a length of road in a built-up area is 50 kilometres per hour.

Note

Built-up area is defined in the dictionary.

(3) The ***default speed-limit*** applying to a driver for any other length of road is 100 kilometres per hour.

Note to rule 25(3) amended by S.R. No. 21/2025 rule 6.

Note

If the vehicle is a class O vehicle as defined by the Road Safety (Vehicles) Regulations 2021, or a class 1 heavy vehicle, class 2 heavy vehicle or class 3 heavy vehicle as defined by the Heavy Vehicle National Law (Victoria), the vehicle may be restricted to a lower speed-limit by conditions imposed on a permit or notice applying to the vehicle.

Part 4—Making turns

Division 1—Left turns at intersections

26 Application of Division to roundabouts, road related areas and adjacent land

(1) This Division does not apply to a driver entering or leaving a roundabout.

Notes

1 ***Roundabout*** is defined in rule 109.

2 Part 9 deals with entering and leaving a roundabout.

(2) This Division applies to a driver turning left from a road into a road related area or adjacent land, or from a road related area into a road, as if the driver were turning left at an intersection.

Notes

1 ***Adjacent land*** and ***intersection*** are defined in the dictionary. ***Road related area*** is defined in rule 13. Adjacent land or a road related area can include a driveway, service station or shopping centre—see the definitions.

2 Rule 74 deals with the give way rules applying to a driver entering a road from a road related area or adjacent land. Rule 75 deals with the give way rules applying to a driver entering a road related area or adjacent land from a road. Rule 212 deals with a driver entering and leaving a median strip parking area.

3 For the meaning of ***left***, see rule 351(1).

(3) In this rule—

road does not include a road related area.

Note

A ***road related area*** includes the shoulder of a road—see rule 13.

27 Starting a left turn from a road (except a multi-lane road)

(1) A driver turning left at an intersection from a road (except a multi-lane road) must approach and enter the intersection from as near as practicable to the far left side of the road.

Penalty: 3 penalty units.

Note

Intersection and ***multi-lane road*** are defined in the dictionary.

(1A) Subrule (1) also applies to a rider of a bicycle or an electric scooter who approaches and enters an intersection from a bicycle storage area.

Rule 27(1A) amended by S.R. No. 135/2021 rule 8.

Note

Bicycle storage area is defined in the dictionary.

(1B) Despite subrule (1), if there is space in a bicycle storage area for 2 riders of bicycles to be next to each other, the rider on the right may approach and enter the intersection as near as practicable to the right side of the other rider, but only if that other rider approaches and enters the intersection in accordance with this rule.

(2) In this rule—

road does not include a road related area.

Note

Road related area includes any shoulder of a road—see rule 13.

Example

Starting a left turn from a road (except a multi-lane road)

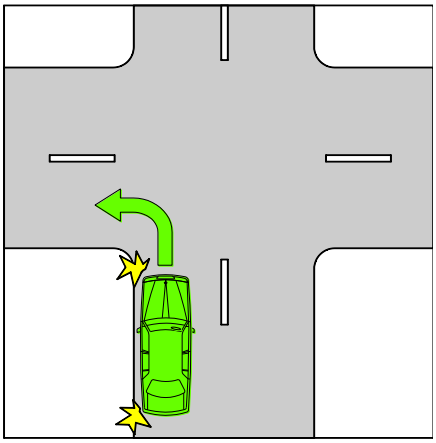

28 Starting a left turn from a multi-lane road

(1) A driver turning left at an intersection from a multi-lane road must approach and enter the intersection from within the left lane unless—

(a) the driver is required or permitted to approach and enter the intersection from within another marked lane under rule 88(1), 92 or 159; or

(b) the driver is turning, at B lights or traffic arrows, in accordance with Division 2 of Part 17; or

Rule 28(1)(c) amended by S.R. No. 121/2020 rule 17(1).

(c) subrule (1A) or (2) applies to the driver; or

Rule 28(1)(d) inserted by S.R. No. 121/2020 rule 17(2).

(d) the lane is a bus only lane.

Penalty: 3 penalty units.

Notes

1 ***B lights***, ***intersection***, ***marked lane***, ***multi-lane road*** and ***traffic arrows*** are defined in the dictionary. ***Left lane*** is defined in subrule (3). ***Bus only lane*** is defined in rule 154A.

Note 1 to rule 28(1) amended by S.R. No. 121/2020 rule 17(3).

2 Rule 88(1) deals with left turn only signs, rule 92 deals with traffic lane arrows. Rule 159 deals with traffic signs requiring particular kinds of vehicles to drive in an indicated marked lane.

3 Division 2 of Part 17 provides for priority to be given to public buses at intersections with B lights or a white traffic arrow.

Example for subrule (1)(a)

Starting a left turn on a multi-lane road with traffic lane arrows as required or permitted under rule 92

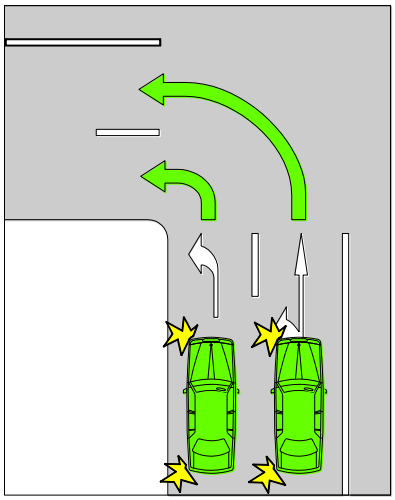

(1A) A driver turning left at an intersection from a multi-lane road that has a slip lane must approach and enter the intersection—

(a) from within the slip lane; or

(b) if there is an obstruction that prevents the driver from entering the intersection from within the slip lane—from within the left lane.

Penalty: 3 penalty units.

Note

Obstruction and ***slip lane*** are defined in the dictionary.

(2) A driver may approach and enter the intersection from the marked lane next to the left lane as well as, or instead of, the left lane if—

(a) the driver's vehicle, together with any load or projection, is 7·5 metres long, or longer; and

(b) the vehicle displays a *do not overtake turning vehicle sign*; and

(c) any part of the vehicle is within 50 metres of the nearest point of the intersection; and

(d) it is not practicable for the driver to turn left from within the left lane; and

(e) the driver can safely occupy the next marked lane and can safely turn left at the intersection by occupying the next marked lane, or both lanes.

Notes

1 ***Driver's vehicle*** is defined in the dictionary.

2 ***Vehicle*** includes a combination—see rule 15(d).

Example

Long vehicle turning left from the left lane and next marked lane



(2A) If there is a bicycle storage area before an intersection that extends across one or more marked lanes of a multi-lane road, a rider of a bicycle or an electric scooter turning left must approach and enter the intersection from within the part of the bicycle storage area that is directly in front of the left marked lane or of a bicycle lane that is on the left side of the road.

Rule 28(2A) amended by S.R. No. 135/2021 rule 9.

Penalty: 3 penalty units.

Note

Bicycle storage area is defined in the dictionary.

(3) In this rule—

left lane means—

(a) the marked lane nearest to the far left side of the road; or

(b) if there is an obstruction (for example, a parked car or roadworks) in that marked lane—the marked lane nearest to that marked lane that is not obstructed;

marked lane, for a driver, does not include a special purpose lane in which the driver is not permitted to drive.

Notes

1 ***Obstruction*** and ***special purpose lane*** are defined in the dictionary.

2 Rule 95 deals with driving in an emergency stopping lane and Part 11, Division 6 deals with driving in other special purpose lanes.

Do not overtake turning vehicle signs





Note for diagrams

These signs are displayed on certain long vehicles.

29 Making a left turn as indicated by a road marking

(1) If a driver is turning left at an intersection and there is a turn line indicating how the turn is required to be made, the driver must make the turn as indicated by the turn line unless—

(a) the driver is turning, at B lights or traffic arrows, in accordance with Division 2 of Part 17; or

(b) subrule (2) applies to the driver.

Penalty: 3 penalty units.

Notes

1 ***B lights***, ***intersection***, ***traffic arrows*** and ***turn line*** are defined in the dictionary.

2 Division 2 of Part 17 provides for priority to be given to public buses at intersections with B lights or a white traffic arrow.

Example

Making a left turn as indicated by road markings

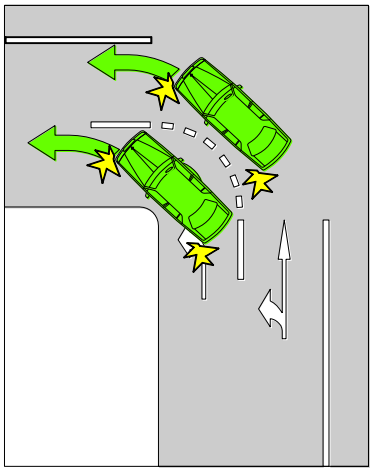

(2) A driver may turn left at an intersection other than as indicated by a turn line if—

(a) the driver's vehicle, together with any load or projection, is 7·5 metres long, or longer; and

(b) the vehicle displays a *do not overtake turning vehicle sign*; and

(c) it is not practicable for the driver to turn left as indicated by the turn line; and

(d) the driver can safely turn left other than as indicated by the turn line.

Notes

1 ***Driver's vehicle*** is defined in the dictionary.

2 ***Vehicle*** includes a combination—see rule 15(d).

Do not overtake turning vehicle signs





Note for diagrams

These signs are displayed on certain long vehicles.

Division 2—Right turns (except hook turns) at intersections

30 Division does not apply to certain turns

(1) This Division does not apply to—

(a) a driver turning right at an intersection where there is a *hook turn only sign*; or

Rule 30(1)(b) amended by S.R. No. 135/2021 rule 10(1).

(b) the rider of a bicycle or an electric scooter making a hook turn under Division 3; or

(c) a driver making a U-turn; or

(d) a driver entering or leaving a roundabout.

Notes

Note 1 to rule 30(1) amended by S.R. No. 135/2021 rule 10(2).

1 ***Bicycle***, ***electric scooter***, ***intersection*** and ***U-turn*** are defined in the dictionary. ***Roundabout*** is defined in rule 109.

2 Division 3 of this Part deals with hook turns, Division 4 deals with U-turns and Part 9 deals with entering and leaving a roundabout.

3 For the meaning of ***right***, see rule 351(2).

(2) This Division applies to a driver turning right from a road into a road related area or adjacent land, or from a road related area into a road, as if the driver were turning right at an intersection.

Notes

1 ***Adjacent land*** is defined in the dictionary. ***Road related area*** is defined in rule 13. Adjacent land or a road related area can include a driveway, service station or shopping centre—see the definitions.

2 Rule 74 deals with the give way rules applying to a driver entering a road from a road related area or adjacent land and rule 75 deals with the give way rules applying to a driver entering a road related area or adjacent land from a road. Rule 212 deals with a driver entering and leaving a median strip parking area.

(3) In this rule—

road does not include a road related area.

Note

A ***road related area*** includes the shoulder of a road—see rule 13.

31 Starting a right turn from a road (except a multi-lane road)

(1) A driver turning right at an intersection from a road (except a multi-lane road) must approach and enter the intersection in accordance with this rule.

Penalty: 3 penalty units.

Note

Intersection and ***multi-lane road*** are defined in the dictionary.

(2) If the road has a dividing line or median strip, the driver must approach and enter the intersection from the left of, parallel to, and as near as practicable to, the dividing line or median strip.

Note

Dividing line and ***median strip*** are defined in the dictionary.

(3) If the road does not have a dividing line or median strip and is not a one-way road, the driver must approach and enter the intersection from the left of, parallel to, and as near as practicable to, the centre of the road.

Note

Centre of the road and ***one-way road*** are defined in the dictionary.

(4) If the road is a one-way road, the driver must approach and enter the intersection from as near as practicable to the far right side of the road.

Rule 31(4A) amended by S.R. No. 135/2021 rule 11.

(4A) Subrules (2), (3) and (4) also apply to a rider of a bicycle or an electric scooter who approaches and enters an intersection from a bicycle storage area.

Note

Bicycle storage area is defined in the dictionary.

(4B) Despite subrules (2), (3) and (4), if there is space in a bicycle storage area for 2 riders of bicycles to be next to each other, the rider on the left may approach and enter the intersection as near as practicable to the left side of the other rider, but only if that other rider approaches and enters the intersection in accordance with this rule.

(5) In this rule—

road does not include a road related area.

Note

Road related area includes any shoulder of a road—see rule 13.

Examples

1 Starting a right turn from a road with a dividing line

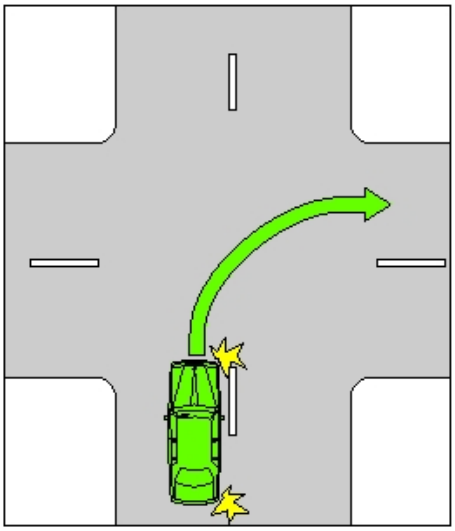

2 Starting a right turn from a one-way road

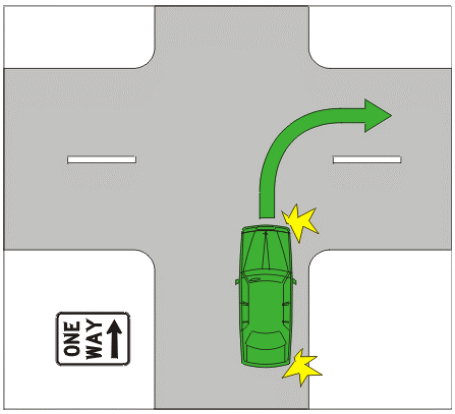

32 Starting a right turn from a multi-lane road

(1) A driver turning right at an intersection from a multi-lane road must approach and enter the intersection from within the right lane unless—

(a) the driver is required or permitted to approach and enter the intersection from within another marked lane in accordance with rule 89(1), 92 or 159; or

(b) the driver is turning at B lights or traffic arrows, in accordance with Division 2 of Part 17; or

Rule 32(1)(c) amended by S.R. No. 121/2020 rule 18(1).

(c) subrule (2) applies to the driver; or

Rule 32(1)(d) inserted by S.R. No. 121/2020 rule 18(2).

(d) the lane is a bus only lane.

Penalty: 3 penalty units.

Notes

Note 1 to rule 32(1) amended by S.R. No. 121/2020 rule 18(3).

1 ***B lights***, ***intersection***, ***marked lane***, ***multi-lane road***, ***public bus*** and ***traffic arrows*** are defined in the dictionary. ***Right lane*** is defined in subrule (3). ***Bus only lane*** is defined in rule 154A.

2 Rule 89(1) deals with *right turn only signs*, rule 92 deals with traffic lane arrows and rule 159 deals with traffic signs requiring particular kinds of vehicles to drive in an indicated marked lane.

3 Division 2 of Part 17 provides for priority to be given to public buses at intersections with B lights or a white traffic arrow.

Example for subrule (1)(a)

Starting a right turn on a multi-lane road with traffic lane arrows as required or permitted under rule 92

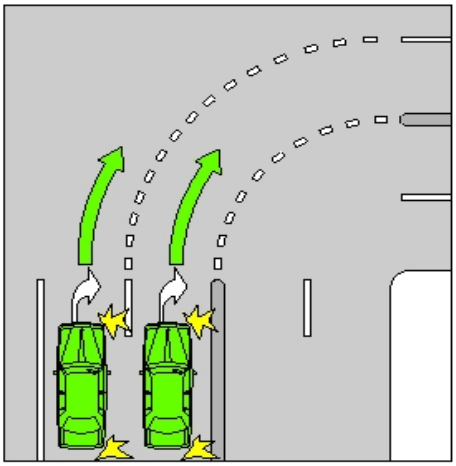

(2) A driver may approach and enter the intersection from the marked lane next to the right lane as well as, or instead of, the right lane if—

(a) the driver's vehicle, together with any load or projection, is 7·5 metres long, or longer; and

(b) the vehicle displays a *do not overtake turning vehicle sign*; and

(c) any part of the vehicle is within 50 metres of the nearest point of the intersection; and

(d) it is not practicable for the driver to turn right from within the right lane; and

(e) the driver can safely occupy the next marked lane and can safely turn right at the intersection by occupying the next marked lane, or both lanes.

Notes

1 ***Driver's vehicle*** is defined in the dictionary.

2 ***Vehicle*** includes a combination—see rule 15(d).

Rule 32(2A) amended by S.R. No. 135/2021 rule 12.

(2A) If there is a bicycle storage area before an intersection that extends across one or more marked lanes of a multi-lane road, a rider of a bicycle or an electric scooter turning right (but not making a hook turn) must approach and enter the intersection from within the part of the bicycle storage area that is directly in front of the right marked lane or of a bicycle lane that is on the right side of the road.

Penalty: 3 penalty units.

Note

Bicycle storage area is defined in the dictionary.

(3) In this rule—

marked lane, for a driver, does not include a special purpose lane in which the driver is not permitted to drive;

right lane means—

(a) the marked lane nearest to the dividing line or median strip on the road; or

(b) if there is an obstruction (for example, a parked car or roadworks) in that marked lane—the marked lane nearest to that marked lane that is not obstructed.

Notes

1 ***Dividing line***, ***median strip***, ***obstruction*** and ***special purpose lane*** are defined in the dictionary.

2 Rule 95 deals with driving in an emergency stopping lane and Part 11, Division 6 deals with driving in other special purpose lanes.

Do not overtake turning vehicle signs





Note for diagrams

These signs are displayed on certain long vehicles.

33 Making a right turn

(1) A driver turning right at an intersection must make the turn in accordance with this rule unless—

(a) the driver is turning, at B lights or traffic arrows, in accordance with Division 2 of Part 17; or

(b) subrule (4) applies to the driver.

Penalty: 3 penalty units.

Notes

1 ***B lights***, ***intersection*** and ***traffic arrows*** are defined in the dictionary.

2 Division 2 of Part 17 provides for priority to be given to public buses at intersections with B lights or a white traffic arrow.

(2) If there is a turn line indicating how the turn is required to be made, the driver must make the turn as indicated by the turn line.

Note

Turn line is defined in the dictionary.

(3) If there is no turn line indicating how the turn is required to be made, the driver must make the turn so the driver—

(a) passes as near as practicable to the right of the centre of the intersection; and

(b) turns into the left of the centre of the road the driver is entering, unless the driver is entering a one-way road.

Note

Centre of the road is defined in the dictionary.

Examples

1 Making a right turn as indicated by turn lines

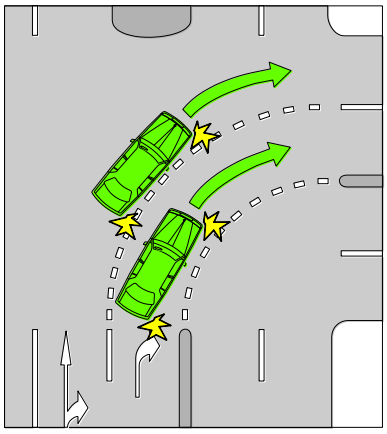

2 Making a right turn from a road with no road marking indicating how to make the turn

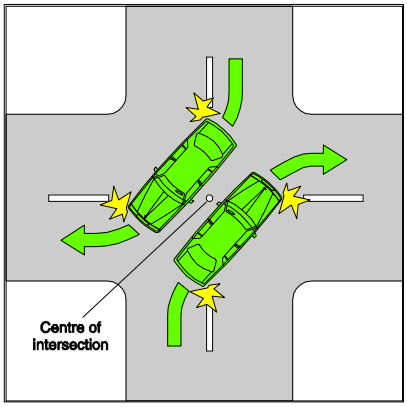

(4) A driver may turn right other than as indicated by a turn line if—

(a) the driver's vehicle, together with any load or projection, is 7·5 metres long, or longer; and

(b) the vehicle displays a *do not overtake turning vehicle sign*; and

(c) it is not practicable for the driver to turn right as indicated by the turn line; and

(d) the driver can safely make the turn other than as indicated by the turn line.

Notes

1 ***Driver's vehicle*** is defined in the dictionary.

2 ***Vehicle*** includes a combination—see rule 15(d).

Do not overtake turning vehicle signs





Note for diagrams

These signs are displayed on certain long vehicles.

Division 3—Hook turns at intersections

34 Making a hook turn at a hook turn only sign

(1) A driver turning right at an intersection with traffic lights and a *hook turn only sign* must turn right by making a hook turn in accordance with this rule.

Rule 34(1) amended by S.R. No. 135/2021 rule 13.

Penalty: In the case of a bicycle or an electric scooter, 3 penalty units;

In the case of any other vehicle, 5 penalty units.

Note

Intersection and ***traffic lights*** are defined in the dictionary.

(2) To make a ***hook turn***, the driver must take, in sequence, each of the following steps:

Step 1 Approach and enter the intersection from as near as practicable to the far left side of the road that the driver is leaving.

Step 2 Move forward, keeping as near as practicable to the left of the intersection and clear of any marked foot crossing, until the driver is as near as practicable to the far side of the road that the driver is entering.

Step 3 Remain at the position reached under step 2 until the traffic lights on the road that the driver is entering change to green.

Step 4 Turn right into that road.

Note

Marked foot crossing is defined in the dictionary.

(3) In this rule—

road does not include a road related area.

Note

Road related area is defined in rule 13.

Hook turn only sign



Example

Making a hook turn at a hook turn only sign

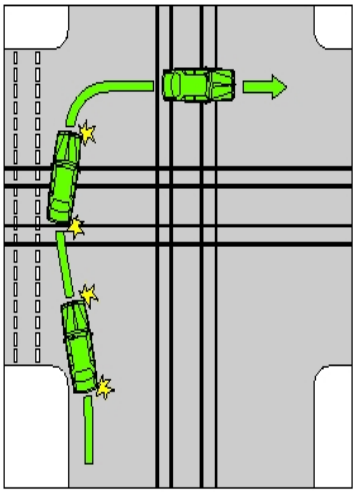

35 Optional hook turn by a rider of a bicycle or an electric scooter

Rule 35 (Heading) amended by S.R. No. 135/2021 rule 14(1).

(1) The rider of a bicycle or an electric scooter turning right at an intersection without a *hook turn only sign*, or a *no hook turn by bicycles sign*, may turn right at the intersection by making a right turn under Division 2 or a hook turn under this rule.

Rule 35(1) amended by S.R. No. 135/2021 rule 14(2).

Note

Bicycle, ***electric scooter*** and ***intersection*** are defined in the dictionary.

Note to rule 35(1) amended by S.R. No. 135/2021 rule 14(3).

(2) The rider must make a hook turn under this rule in accordance with subrule (3).

Penalty: 2 penalty units.

(3) To make a ***hook turn*** under this rule, the rider must take, in sequence, each of the following steps:

Step 1 Approach and enter the intersection from as near as practicable to the far left side of the road that the rider is leaving.

Step 2 Move forward—

(a) keeping as near as practicable to the far left side of the intersection; and

(b) keeping clear of any marked foot crossing; and

(c) keeping clear, as far as practicable, of any driver turning left from the left of the intersection—

until the rider is as near as practicable to the far side of the road that the rider is entering.

Step 3 If there are traffic lights at the intersection, remain at the position reached under step 2 until the traffic lights on the road that the rider is entering change to green.

Step 4 If there are no traffic lights at the intersection, remain at the position reached under step 2 until the rider has given way to approaching drivers on the road that the rider is leaving.

Step 5 Turn right into the road that the rider is entering.

Note

Approaching and ***marked foot crossing*** are defined in the dictionary.

(4) To make a ***hook turn*** under this rule at an intersection that has a bicycle hook turn storage area on the left side of the intersection as the rider approaches the intersection, the rider must take the following initial 2 steps instead of the initial 2 steps listed in subrule (3):

Step 1 Approach the intersection from the far left side of the road the rider is leaving and enter the intersection by moving into the bicycle hook turn storage area, keeping clear of any marked foot crossing.

Step 2 Move forward in the bicycle hook turn storage area until the rider is as near as practicable to the far side of the road that the rider is entering.

Note

Bicycle hook turn storage area is defined in the dictionary.

Examples

1 Bicycle rider making a hook turn at an intersection with bicycle hook turn storage area

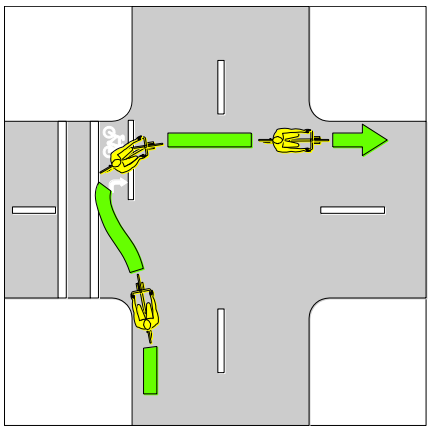

2 Bicycle rider making a hook turn at an intersection without traffic lights

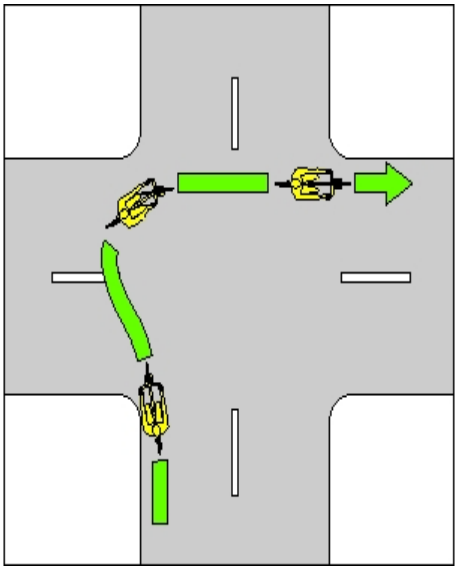

Rule 36 (Heading) amended by S.R. No. 135/2021 rule 15(1).

36 Rider of bicycle or electric scooter making a hook turn contrary to no hook turn by bicycles sign

Rule 36 amended by S.R. No. 135/2021 rule 15(2).

The rider of a bicycle or an electric scooter must not make a hook turn at an intersection that has a *no hook turn by bicycles sign*.

Penalty: 3 penalty units.

Note to rule 36 amended by S.R. No. 135/2021 rule 15(3).

Note

Bicycle, ***electric scooter*** and ***intersection*** are defined in the dictionary.

No hook turn by bicycles sign



Division 4—U-turns

Note

U-turn is defined in the dictionary.

37 Beginning a U-turn

A driver must not begin a U-turn unless—

(a) the driver has a clear view of any approaching traffic; and

(b) the driver can safely make the U-turn without unreasonably obstructing the free movement of traffic.

Penalty: 10 penalty units.

Notes

1 ***Approaching*** traffic means traffic approaching from any direction—see the definition in the dictionary.

2 ***Traffic*** is defined in the dictionary.

38 Giving way when making a U-turn

Rule 38 substituted by S.R. No. 121/2020 rule 19.

(1) A driver making a U-turn must give way to all vehicles and pedestrians.

Penalty: 5 penalty units.

Note

For this rule, ***give way*** means the driver must slow down and, if necessary, stop to avoid a collision—see the definition in the dictionary.

(2) Despite subrule (1), a driver making a U-turn does not have to give way to a driver entering the road from a road related area or adjacent land.

Notes

1 ***Adjacent land*** is defined in the dictionary and ***road related area*** is defined in rule 13.

2 For the case of a driver entering a road from a road related area or adjacent land, see rule 74.

(3) In this rule—

road does not include a road related area.

Note

A ***road related area*** includes any shoulder of a road—see rule 13.

39 Making a U-turn contrary to a no U-turn sign

Rule 39(1) amended by S.R. No. 135/2021 rule 16.

(1) A driver must not make a U-turn at a break in a dividing strip on a road if there is a *no U-turn sign* at the break in the dividing strip.

Penalty: In the case of a bicycle or an electric scooter, 3 penalty units;

In the case of any other vehicle, 5 penalty units.

Notes

1 ***Dividing strip*** is defined in the dictionary.

2 Rule 322(5) and (6) deal with the meaning of a traffic sign at a break in a dividing strip.

(2) A driver must not make a U-turn on a length of road to which a *no U-turn sign* applies.

Penalty: 3 penalty units.

Note

Length of road is defined in the dictionary.

(3) A *no U-turn sign* on a road (except a *no U-turn sign* at an intersection or at a break in a dividing strip) applies to the length of road beginning at the sign and ending at the nearer of the following—

(a) the next intersection on the road;

(b) if the road ends at a T-intersection or dead end—the end of the road.

Notes

1 ***Intersection*** and ***T-intersection*** are defined in the dictionary.

2 Rule 322(1) and (2) deal with the meaning of a traffic sign on a road.

No U-turn signs

No U-turn sign
(Standard sign)



No U-turn sign
(Variable illuminated message sign)



Note for diagrams

There is another permitted version of the *no U-turn sign* (Standard sign)—see the diagram in Schedule 3.

40 Making a U-turn at an intersection with traffic lights

A driver must not make a U-turn at an intersection with traffic lights if there is a *no U-turn sign* at the intersection.

Penalty: 5 penalty units.

Note

Intersection and ***traffic lights*** are defined in the dictionary.

41 Making a U-turn at an intersection without traffic lights

Rule 41 amended by S.R. No. 135/2021 rule 17.

A driver must not make a U-turn at an intersection without traffic lights if there is a *no U-turn sign* at the intersection.

Penalty: In the case of a bicycle or an electric scooter, 3 penalty units;

In the case of any other vehicle, 5 penalty units.

Notes

1 ***Intersection*** and ***traffic lights*** are defined in the dictionary.

2 U-turns are permitted at intersections without traffic lights unless there is a *no U-turn sign*, even though traffic lane arrows indicate that the driver must or may turn right—see rule 92.

42 Starting a U-turn at an intersection

A driver making a U-turn at an intersection must start the U-turn—

(a) if the road where the driver is turning has a dividing line or median strip—from the marked lane nearest, or as near as practicable, to the dividing line or median strip; or

(b) in any other case—from the left of the centre of the road.

Penalty: 3 penalty units.

Note

Centre of the road, ***dividing line***, ***intersection***, ***marked lane*** and ***median strip*** are defined in the dictionary.

Example

Starting a U-turn on a road with a median strip

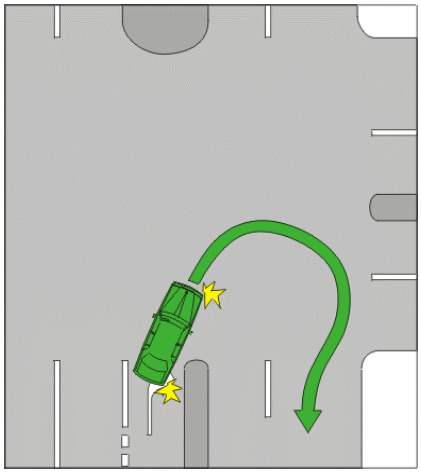

43 Making a U-turn at certain crossings

Rule 43 inserted by S.R. No. 121/2020 rule 20, amended by S.R. No. 135/2021 rule 18.

A driver must not make a U-turn at any of the following crossings, with or without traffic lights, unless there is a *U-turn permitted sign* at the crossing—

(a) children's crossing;

(b) level crossing;

(c) pedestrian crossing.

Penalty: In the case of a bicycle or an electric scooter, 3 penalty units;

In the case of any other vehicle, 5 penalty units.

Note

Children's crossing is defined in rule 80, ***level crossing*** is defined in rule 120, ***pedestrian crossing*** is defined in rule 81 and ***traffic lights*** are defined in the dictionary.

43A Making a U-turn on a road related area with traffic lights

Rule 43A inserted by S.R. No. 121/2020 rule 20, amended by S.R. No. 135/2021 rule 19.

A driver must not make a U-turn at a place with traffic lights where a road and road related area intersect if there is a *no U-turn sign* at the place.

Penalty: In the case of a bicycle or an electric scooter, 3 penalty units;

In the case of any other vehicle, 5 penalty units.

Notes

1 ***Road*** includes a road related area—see rule 11(2).

2 ***Traffic lights*** is defined in the dictionary and ***road related area*** is defined in rule 13.

Part 5—Change of direction and stop signals

Division 1—Change of direction signals

Rule 44 (Heading) amended by S.R. No. 121/2020 rule 5(1).

44 Division does not apply to entering or leaving a roundabout or lane filtering or repositioning

This Division does not apply to—

(a) a driver entering, in or leaving a roundabout; or

Rule 44(b) amended by S.R. No. 121/2020 rule 5(2).

(b) the rider of a motor cycle who moves from within a lane or line of traffic in order to engage in lane filtering in the circumstances set out in rule 151B; or

Rule 44(c) inserted by S.R. No. 121/2020 rule 5(3).

(c) the rider of a motor bike while repositioning the motor bike within the same lane in order to avoid a hazard or reduce the risk of a crash.

Notes

1 Part 9 deals with giving change of direction signals when entering or leaving a roundabout.

2 ***Lane filtering*** is defined in the dictionary.

45 What is changing direction

(1) A driver ***changes direction*** if the driver changes direction to the left or the driver changes direction to the right.

(2) A driver ***changes direction to the left*** by doing any of the following—

(a) turning left;

(b) changing marked lanes to the left;

(c) diverging to the left;

(d) entering a marked lane, or a line of traffic, to the left;

(e) moving to the left to, or from, a stationary position;

Rule 45(2)(e) amended by S.R. No. 87/2018 rule 4(1).

(f) turning left into a marked lane, or a line of traffic, from a median strip parking area;

(g) at a T-intersection where the continuing road curves to the right—leaving the continuing road to proceed straight ahead onto the terminating road.

Notes

1 ***Marked lane***, ***median strip parking area*** and ***T-intersection*** are defined in the dictionary.

2 For the meaning of ***left***, see rule 351(1).

(3) A driver ***changes direction to the right*** by doing any of the following—

(a) turning right;

(b) changing marked lanes to the right;

(c) diverging to the right;

(d) entering a marked lane, or a line of traffic, to the right;

(e) moving to the right to, or from, a stationary position;

Rule 45(3)(e) amended by S.R. No. 87/2018 rule 4(2).

(f) turning right into a marked lane, or a line of traffic, from a median strip parking area;

(g) making a U-turn;

(h) at a T-intersection where the continuing road curves to the left—leaving the continuing road to proceed straight ahead onto the terminating road.

Notes

1 ***U-turn*** is defined in the dictionary.

2 For the meaning of ***right***, see rule 351(2).

Examples for subrules (2)(g) and (3)(h)

Example 1

Driver indicating change of direction at a T-intersection where the continuing road curves to the right and the driver is proceeding straight ahead onto the terminating road

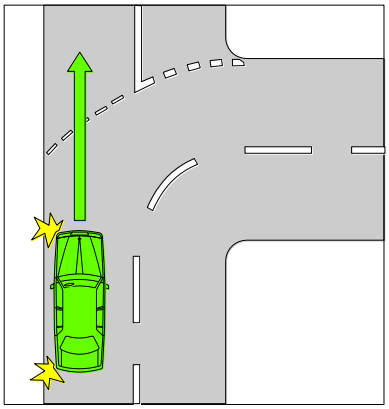

Example 2

Driver indicating change of direction at a T-intersection where the continuing road curves to the left and the driver is proceeding straight ahead onto the terminating road

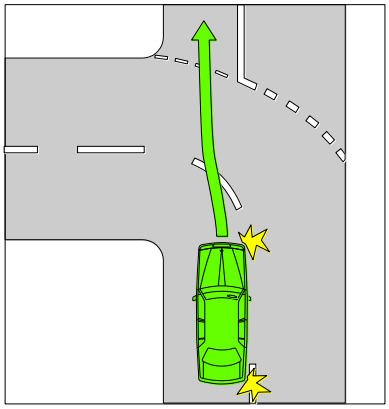

46 Giving a left change of direction signal

(1) Before a driver changes direction to the left, the driver must give a left change of direction signal in accordance with rule 47 for long enough to comply with subrule (2) and, if subrule (3) applies to the driver, that subrule.

Penalty: 3 penalty units.

Note

Changes direction to the left is defined in rule 45(2).

(2) The driver must give the change of direction signal for long enough to give sufficient warning to other drivers and pedestrians.

(3) If the driver is about to change direction by moving from a stationary position at the side of the road or in a median strip parking area, the driver must give the change of direction signal for at least 5 seconds before the driver changes direction.

Note

Median strip parking area is defined in the dictionary.

(4) The driver must stop giving the change of direction signal as soon as the driver completes the change of direction.

Penalty: 3 penalty units.

(5) This rule does not apply to a driver if the driver's vehicle is not fitted with direction indicator lights.

Note

Driver's vehicle is defined in the dictionary.

47 How to give a left change of direction signal

The driver of a vehicle must give a left change of direction signal by operating the vehicle's left direction indicator lights.

48 Giving a right change of direction signal

(1) Before a driver changes direction to the right, the driver must give a right change of direction signal in accordance with rule 49 for long enough to comply with subrule (2) and, if subrule (3) applies to the driver, that subrule.

Penalty: 3 penalty units.

Note

Changes direction to the right is defined in rule 45(3).

(2) The driver must give the change of direction signal for long enough to give sufficient warning to other drivers and pedestrians.

(3) If the driver is about to change direction by moving from a stationary position at the side of the road or in a median strip parking area, the driver must give the change of direction signal for at least 5 seconds before the driver changes direction.

Note

Median strip parking area is defined in the dictionary.

Rule 48(3A) amended by S.R. No. 135/2021 rule 20(1).

(3A) Subrule (3) does not apply to the rider of a bicycle or an electric scooter that is stopped in traffic but not parked.

(4) The driver must stop giving the change of direction signal as soon as the driver completes the change of direction.

Penalty: 3 penalty units.

(5) This rule does not apply to—

(a) the driver of a tram that is not fitted with direction indicator lights; or

Rule 48(5)(b) amended by S.R. No. 135/2021 rule 20(1).

(b) the rider of a bicycle or an electric scooter making a hook turn.

Notes

Note 1 to rule 48(5) amended by S.R. No. 135/2021 rule 20(2)(a).

1 ***Bicycle***, ***electric scooter*** and ***tram*** are defined in the dictionary.

Note 2 to rule 48(5) amended by S.R. No. 135/2021 rule 20(2)(b).

2 Rules 34 and 35 deal with bicycles and electric scooters making hook turns.

49 How to give a right change of direction signal

(1) The driver of a vehicle must give a right change of direction signal by operating the vehicle's right direction indicator lights.

(2) However, if the vehicle's direction indicator lights are not in working order or are not clearly visible, or the vehicle is not fitted with direction indicator lights, the driver must give the change of direction signal by giving a hand signal in accordance with rule 50, or using a mechanical signalling device fitted to the vehicle.

Note

Mechanical signalling device is defined in the dictionary.

50 How to give a right change of direction signal by giving a hand signal

To give a hand signal for changing direction to the right, the driver must extend the right arm and hand horizontally and at right angles from the right side of the vehicle, with the hand open and the palm facing the direction of travel.

Example

Giving a hand signal for changing direction to the right

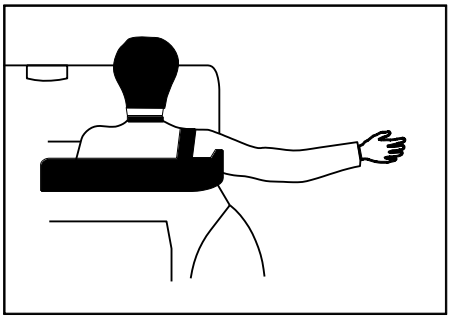

51 When use of direction indicator lights permitted

The driver of a vehicle must not operate a direction indicator light except—

(a) to give a change of direction signal when the driver is required to give the signal under these Rules; or

(b) as part of the vehicle's hazard warning lights.

Penalty: 3 penalty units.

Note

Rule 221 deals with the use of hazard warning lights.

Division 2—Stop signals

Rule 52 (Heading) amended by S.R. No. 135/2021 rule 21(1).

52 Division does not apply to riders of bicycles or electric scooters or certain tram drivers

Rule 52 amended by S.R. No. 135/2021 rule 21(2).

This Division does not apply to the rider of a bicycle or an electric scooter, or the driver of a tram that is not fitted with brake lights.

Note to rule 52 amended by S.R. No. 135/2021 rule 21(3).

Note

Bicycle, ***electric scooter*** and ***tram*** are defined in the dictionary.

53 Giving a stop signal

(1) A driver must give a stop signal in accordance with rule 54 before stopping or when suddenly slowing.

Penalty: 3 penalty units.

(2) If the driver is stopping, the driver must give the stop signal for long enough to give sufficient warning to other road users.

Penalty: 3 penalty units.

54 How to give a stop signal

(1) The driver of a vehicle must give a stop signal by means of the vehicle's brake lights.

(2) However, if the vehicle's brake lights are not in working order or are not clearly visible, or the vehicle is not fitted with brake lights, the driver must give the stop signal by giving a hand signal in accordance with rule 55, or using a mechanical signalling device fitted to the vehicle.

Note

Mechanical signalling device is defined in the dictionary.

55 How to give a stop signal by giving a hand signal

(1) To give a hand signal for stopping or suddenly slowing, the driver must extend the right arm and hand at right angles from the right side of the vehicle, with the upper arm horizontal and the forearm and hand pointing upwards, and with the hand open and the palm facing the direction of travel.

(2) However, the rider of a motor bike may give the hand signal by extending the left arm and hand at right angles from the left side of the motor bike, with the upper arm horizontal and the forearm and hand pointing upwards, and with the hand open and the palm facing the direction of travel.

Note

Motor bike is defined in the dictionary.

Example

Giving a hand signal for stopping or suddenly slowing

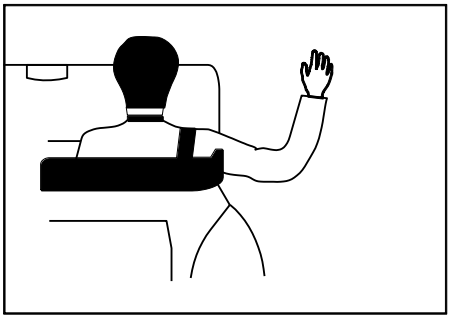

Part 6—Traffic lights and twin red lights

Division 1—Obeying traffic lights

Notes

1 ***Traffic arrows*** and ***traffic lights*** are defined in the dictionary. ***Traffic arrows*** are a traffic control device designed to show a traffic arrow, or 2 or more traffic arrows at different times—see the definition in the dictionary.

2 A reference in a rule of this Part to a green, yellow or red traffic light or traffic arrow is a reference to a steady green, yellow or red traffic light or traffic arrow, unless otherwise stated in the rule—see rule 323.

3 The Road Rules dealing with T lights and B lights, which apply to drivers of trams and public buses, are in Part 17.

56 Stopping for a red traffic light or arrow

(1) A driver approaching or at traffic lights showing a red traffic light must stop—

(a) if there is a stop line at or near the traffic lights—as near as practicable to, but before reaching, the stop line; or

(b) if there is a *stop here on red signal sign* at or near the traffic lights, but no stop line—as near as practicable to, but before reaching, the sign; or

(c) if there is no stop line or *stop here on red signal sign* at or near the traffic lights—as near as practicable to, but before reaching, the nearest or only traffic lights—

and must not proceed past the stop line, *stop here on red signal sign* or nearest or only traffic lights (as the case may be) until the traffic lights show a green or flashing yellow traffic light or no traffic light.

Penalty: 10 penalty units.

Note

Red traffic light and ***stop line*** are defined in the dictionary.

Example for subrule (1)(b)

Stopping at a stop here on red signal sign on a road the driver is entering

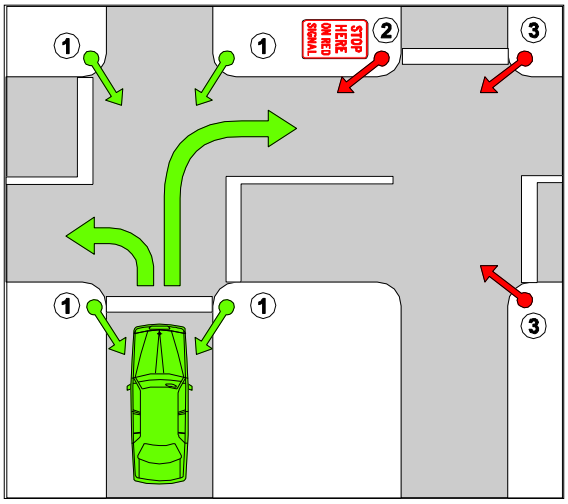

In this example the driver may go straight ahead, or turn right or left, if there is a green traffic light showing at 1. However, the driver must not go beyond the *stop here on red signal sign* at 2 if there is a red traffic light showing on the road the driver is entering (see 2 and 3).

(1A) However, if the traffic lights are at an intersection with a *left turn on red after stopping sign* and the driver is turning left at the intersection, the driver may turn left after stopping.

Note

Rule 62 deals with the give way rules applying to a driver turning left at an intersection after stopping at a *left turn on red after stopping sign*.

(2) A driver approaching or at traffic arrows showing a red traffic arrow who is turning in the direction indicated by the arrow must stop—

(a) if there is a stop line at or near the traffic arrows—as near as practicable to, but before reaching, the stop line; or

(b) if there is a *stop here on red arrow sign* at or near the traffic arrows, but no stop line—as near as practicable to, but before reaching, the sign; or

(c) if there is no stop line or *stop here on red arrow sign* at or near the traffic arrows—as near as practicable to, but before reaching, the nearest or only traffic arrows—

and must not proceed past the stop line, *stop here on red arrow sign* or nearest or only traffic arrows (as the case may be) until the traffic arrows show a green or flashing yellow traffic arrow or no traffic arrow.

Penalty: 10 penalty units.

Note

Red traffic arrow is defined in the dictionary.

Notes for this rule

1 This rule only applies to a driver turning left using a slip lane if the red traffic light or red traffic arrow applies to the slip lane—see Part 20, Divisions 2 and 3, especially rules 330 and 345.

2 Rule 58 deals with when a driver does not have to stop for a red traffic light.

3 The driver of a tram or a public bus does not have to stop at traffic lights showing a red traffic light if a white T light (for trams) or a white B light (for public buses) is also showing, or a white traffic arrow is showing and the driver is turning in the direction indicated by the arrow—see rules 278 and 285.

Stop here on red signal sign



Stop here on red arrow sign



(3) If there is a bicycle storage area before any traffic lights referred to in subrule (1) or (2), a reference to the stop line in subrule (1)(a) or (2)(a)—

(a) in the case of a driver of a motor vehicle—is a reference to the first stop line that the driver comes, or came, to in approaching the lights; or

Rule 56(3)(b) amended by S.R. No. 135/2021 rule 22.

(b) in the case of a rider of a bicycle or an electric scooter—is a reference to the stop line that is nearest to the intersection.

Note

Bicycle storage area is defined in the dictionary.

57 Stopping for a yellow traffic light or arrow

(1) A driver approaching or at traffic lights showing a yellow traffic light must stop—

(a) if there is a stop line at or near the traffic lights and the driver can stop safely before reaching the stop line—as near as practicable to, but before reaching, the stop line; or

(b) if there is no stop line at or near the traffic lights and the driver can stop safely before reaching the traffic lights—as near as practicable to, but before reaching, the nearest or only traffic lights; or

(c) if the traffic lights are at an intersection and the driver cannot stop safely in accordance with paragraph (a) or (b), but can stop safely before entering the intersection—before entering the intersection—

and must not proceed past the stop line or nearest or only traffic lights, or into the intersection (as the case may be), until the traffic lights show a green or flashing yellow traffic light or no traffic light.

Penalty: 5 penalty units.

Note

Enter, ***intersection***, ***stop line*** and ***yellow traffic light*** are defined in the dictionary.

(2) A driver approaching or at traffic arrows showing a yellow traffic arrow who is turning in the direction indicated by the arrow must stop—

(a) if there is a stop line at or near the traffic arrows and the driver can stop safely before reaching the stop line—as near as practicable to, but before reaching, the stop line; or

(b) if there is no stop line at or near the traffic arrows and the driver can stop safely before reaching the traffic arrows—as near as practicable to, but before reaching, the nearest or only traffic arrows; or

(c) if the traffic arrows are at an intersection and the driver cannot stop safely in accordance with paragraph (a) or (b), but can stop safely before entering the intersection—before entering the intersection—

and must not proceed past the stop line or nearest or only traffic arrows, or into the intersection (as the case may be), until the traffic arrows show a green or flashing yellow traffic arrow or no traffic arrow.

Penalty: 10 penalty units.

Note

Yellow traffic arrow is defined in the dictionary.

Rule 57(3) amended by S.R. No. 135/2021 rule 23(1).

(3) If the traffic lights or traffic arrows (as the case may be) are at an intersection and the driver is not able to stop safely under subrule (1) or (2) (as the case may be) and enters the intersection, the driver must leave the intersection as soon as the driver can do so safely.

Penalty: In the case of a bicycle or an electric scooter, 5 penalty units;

In the case of all other vehicles, 10 penalty units.

Notes

1 ***Intersection*** does not include a road related area—see the definition in the dictionary.

2 This rule applies to a driver turning left using a slip lane only if the yellow traffic light or yellow traffic arrow (as the case may be) applies to the slip lane—see Part 20, Divisions 2 and 3, especially rules 330 and 345.

3 Rule 58 deals with when a driver does not have to stop at a yellow traffic light.

(4) If there is a bicycle storage area before any traffic lights referred to in subrule (1) or (2), a reference to the stop line in subrule (1)(a) or (2)(a)—

(a) in the case of a driver of a motor vehicle—is a reference to the first stop line that the driver comes, or came, to in approaching the lights; or

(b) in the case of a rider of a bicycle or an electric scooter—is a reference to the stop line that is nearest to the intersection.

Rule 57(4)(b) amended by S.R. No. 135/2021 rule 23(2).

Note

Bicycle storage area is defined in the dictionary.

58 Exceptions to stopping for a red or yellow traffic light

(1) A driver approaching or at traffic lights showing a red or yellow traffic light does not have to stop if a green traffic arrow is also showing and the driver is turning in the direction indicated by the arrow.

Note

Green traffic arrow, ***red traffic light*** and ***yellow traffic light*** are defined in the dictionary.

(2) A driver turning at an intersection with traffic lights who approaches or is at a red traffic light on the road that the driver is entering does not have to stop for that traffic light if there is no stop line or *stop here on red signal sign* at or near the traffic light.

Note

Intersection and ***stop line*** are defined in the dictionary.

59 Proceeding through a red traffic light

(1) If traffic lights at an intersection or marked foot crossing are showing a red traffic light, a driver must not enter the intersection or marked foot crossing.

Penalty: In the case of a natural person, 10 penalty units;

In the case of a body corporate, 120 penalty units.

Notes

1 A body corporate may be guilty of the offence by force of section 84BC of the **Road Safety Act 1986**.

2 ***Enter***, ***intersection***, ***marked foot crossing*** and ***red traffic light*** are defined in the dictionary.

3 Rules 56 and 57 deal with stopping for a red or yellow traffic light and proceeding while the light remains red or yellow. Rule 60 deals with proceeding through a red traffic arrow.

(2) However, if the traffic lights are at an intersection with a *left turn on red after stopping sign* and the driver is turning left at the intersection, the driver may turn left after stopping.

Note

Rule 62 deals with the give way rules applying to a driver turning left at an intersection after stopping at a *left turn on red after stopping sign*.

(3) Also, subrule (1) does not apply to a driver if rule 58(1) or (2) applies to the driver.

Note

Rule 58 deals with when a driver does not have to stop for a red traffic light.

Left turn on red after stopping sign



60 Proceeding through a red traffic arrow

If traffic arrows at an intersection or marked foot crossing are showing a red traffic arrow, and a driver is turning in the direction indicated by the arrow, the driver must not enter the intersection or marked foot crossing.

Penalty: In the case of a natural person, 10 penalty units;

In the case of a body corporate, 120 penalty units.

Notes

1 A body corporate may be guilty of the offence by force of section 84BC of the **Road Safety Act 1986**.

2 ***Enter***, ***intersection***, ***marked foot crossing*** and ***red traffic arrow*** are defined in the dictionary.

3 Rules 56 and 57 deal with stopping for a red or yellow traffic arrow.

4 Rule 64 deals with the give way rules applying to a driver turning at an intersection with traffic lights in the direction indicated by a flashing yellow traffic arrow.

60A Proceeding through a bicycle storage area before a red traffic light or arrow

(1) If there is a bicycle storage area before traffic lights that are showing a red traffic light, a driver of a motor vehicle must not allow any part of the vehicle to enter the bicycle storage area.

Penalty: 10 penalty units.

Note

Bicycle storage area and ***red traffic light*** are defined in the dictionary. Motor vehicle is defined in the **Road Safety Act 1986**.

(2) If there is a bicycle storage area before traffic arrows that are showing a red traffic arrow, and a driver of a motor vehicle is turning in the direction indicated by the arrow, the driver must not allow any part of the vehicle to enter the bicycle storage area.

Penalty: 10 penalty units.

Note

Red traffic arrow is defined in the dictionary.

61 Proceeding when traffic lights or arrows at an intersection change to yellow or red

(1) This rule applies to—

(a) a driver at an intersection with traffic lights showing a green traffic light who has stopped after the stop line, *stop here on red signal sign*, or nearest or only traffic lights, at the intersection and is not making a hook turn at the intersection; or

(b) a driver at an intersection with traffic arrows showing a green traffic arrow who is turning in the direction indicated by the arrow and has stopped after the stop line, *stop here on red arrow sign*, or nearest or only traffic arrows, at the intersection.

Example

A driver may stop after the stop line at an intersection with traffic lights showing a green traffic light, and not proceed through the intersection, because traffic is congested.

Notes

1 ***Green traffic arrow***, ***green traffic light***, ***intersection*** and ***stop line*** are defined in the dictionary.

2 Hook turns are dealt with in rules 34 and 35.

(2) If the traffic lights or traffic arrows (as the case may be) change to yellow or red while the driver is stopped and the driver has not entered the intersection, the driver must not enter the intersection.

Penalty: 10 penalty units.

Note

Enter is defined in the dictionary.

(3) However, if the traffic lights are at an intersection with a *left turn on red after stopping sign* and the driver is turning left at the intersection, the driver may turn left after stopping.

(4) Also, subrule (2) does not apply to a driver if rule 58(1) or (2) applies to the driver.

Note

Rule 58 deals with when a driver does not have to stop for a red traffic light.

Rule 61(5) amended by S.R. No. 135/2021 rule 24.

(5) If the traffic lights or traffic arrows (as the case may be) change to yellow or red while the driver is stopped and the driver has entered the intersection, the driver must leave the intersection as soon as the driver can do so safely.

Penalty: In the case of a bicycle or an electric scooter, 5 penalty units;

In the case of all other vehicles, 10 penalty units.

Note

Intersection does not include a road related area—see the definition in the dictionary.

Division 2—Giving way at traffic lights

Note

Traffic lights are defined in the dictionary.

62 Giving way when turning at an intersection with traffic lights

(1) A driver turning at an intersection with traffic lights must give way to—

(a) any pedestrian at or near the intersection who is crossing the road the driver is entering; and

Rule 62(1)(b) amended by S.R. No. 135/2021 rule 25(1).

(b) any rider of a bicycle or an electric scooter at or near the intersection with bicycle crossing lights who is crossing the road the driver is entering; and

(c) if the driver is turning left at a *left turn on red after stopping sign* at the intersection—

(i) any vehicle approaching from the right, turning right at the intersection into the road the driver is entering or making a U-turn; and

(ii) despite any rule to the contrary, any pedestrian at or near the intersection who is on the road the driver is leaving; and

(d) if the driver is turning right—any oncoming vehicle that is going straight ahead or turning left at the intersection (except a vehicle turning left using a slip lane).

Penalty: 5 penalty units.

Notes

Note 1 to rule 62(1) amended by S.R. No. 135/2021 rule 25(2).

1 ***Bicycle***, ***bicycle crossing lights***, ***electric scooter***, ***intersection***, ***oncoming vehicle***, ***slip lane***, ***straight ahead*** and ***U-turn*** are defined in the dictionary.

2 For this rule, ***give way*** means the driver must remain stationary until it is safe to proceed—see the definition in the dictionary.

3 Rule 322(3) and (4) deal with the meaning of a traffic sign at an intersection.

4 A driver turning left at a *left turn on red after stopping sign*, at an intersection with traffic lights showing a red traffic light, must stop in accordance with rule 56(1A) before making the turn.

5 In relation to paragraph (a), rule 353(1) specifies that a driver is not required to give way to a pedestrian who is crossing the road that the driver is leaving and rule 353(2) provides that a pedestrian who is only crossing a part of a road is considered to be crossing the road.

(2) However, a driver who is turning at an intersection with traffic arrows showing a green traffic arrow need not give way to an oncoming vehicle if the driver is turning in the direction indicated by the green traffic arrow.

Note

Green traffic arrow is defined in the dictionary.

Examples

Example 1

Giving way to a pedestrian on the road the driver is entering

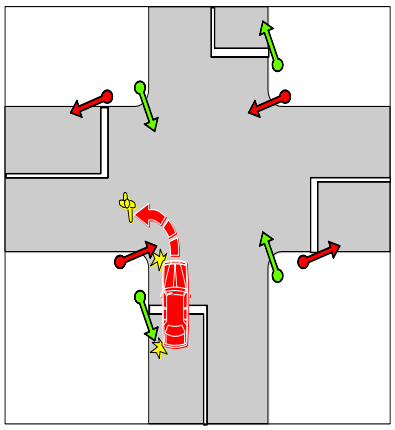

Example 2

Driver turning right giving way to an oncoming vehicle going straight ahead

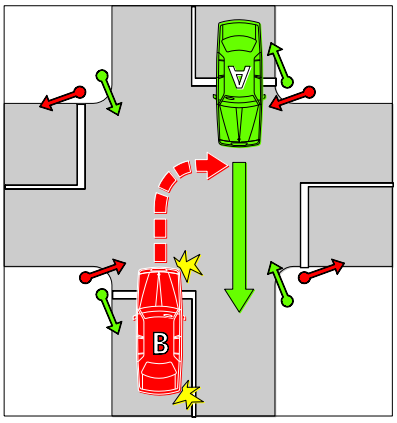

Example 3

Driver turning right does not have to give way to an oncoming vehicle that is turning left into the road the driver is entering using a slip lane

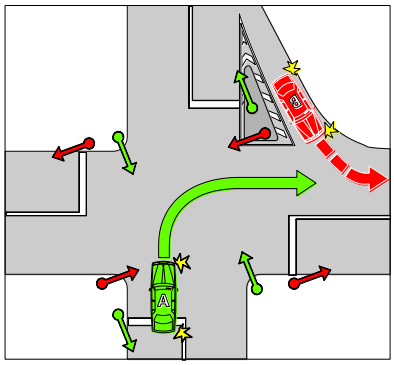

In example 1, the vehicle must give way to the pedestrian.

In examples 2 and 3, vehicle B must give way to vehicle A.

63 Giving way at an intersection with traffic lights not operating or only partly operating

(1) This rule applies to a driver at an intersection if traffic lights at the intersection are not operating, or the traffic lights are showing only a flashing yellow traffic light.

Note

Intersection and ***yellow traffic light*** are defined in the dictionary.

(2) If there is a *traffic light-stop sign* at the intersection, the driver must comply with rule 67 as if the sign were a *stop sign* at an intersection without traffic lights.

Penalty: 5 penalty units.

Notes

1 Rule 322(3) and (4) deal with the meaning of a traffic sign at an intersection.

2 Rule 67 deals with stopping and giving way at a *stop sign* or stop line at an intersection without traffic lights.

3 There is no requirement under Division 1 of this Part for a driver to stop for a flashing yellow traffic light or traffic lights that are not operating.

(3) If there are no *traffic light-stop signs* at the intersection, the driver must give way to vehicles and pedestrians at or near the intersection in accordance with rule 72 or 73 as if the intersection were an intersection without traffic lights, or a *stop sign,* stop line, *give way sign* or give way line.

Penalty: 5 penalty units.

Notes

1 ***Give way line*** and ***stop line*** are defined in the dictionary.

2 Rules 72 and 73 deal with giving way at an intersection (except a roundabout) without traffic lights, or a *stop sign*, stop line, *give way sign* or give way line applying to the driver.

Traffic light-stop sign



(4) Subrule (3) does not apply if the intersection is a roundabout.

Notes

1 ***Roundabout*** is defined in rule 109.

2 Rule 114 requires a driver entering a roundabout to give way to any vehicle in the roundabout and to any tram that is entering or approaching the roundabout.

64 Giving way at a flashing yellow traffic arrow at an intersection

A driver turning in the direction indicated by a flashing yellow traffic arrow at an intersection with traffic lights must give way to—

(a) any vehicle travelling on the road the driver is entering; and

(b) any pedestrian at or near the intersection who is crossing the road the driver is entering; and

(c) if the driver is turning right—any oncoming vehicle that is going straight ahead or turning left at the intersection (except a vehicle turning left using a slip lane).

Penalty: 10 penalty units.

Notes

1 ***Intersection***, ***oncoming vehicle***, ***slip lane***, ***straight ahead*** and ***yellow traffic arrow*** are defined in the dictionary.

2 For this rule, ***give way*** means the driver must slow down and, if necessary, stop to avoid a collision—see the definition in the dictionary.

3 There is no requirement under Division 1 of this Part for a driver to stop for a flashing yellow traffic arrow.

4 In relation to paragraph (b), rule 353(1) specifies that a driver is not required to give way to a pedestrian who is crossing the road that the driver is leaving and rule 353(2) provides that a pedestrian who is only crossing a part of a road is considered to be crossing the road.

65 Giving way at a marked foot crossing (except at an intersection) with a flashing yellow traffic light

(1) This rule applies to a driver approaching or at a marked foot crossing (except at or near an intersection) with a flashing yellow traffic light at the crossing.

Note

Intersection, ***marked foot crossing*** and ***yellow traffic light*** are defined in the dictionary.

(2) The driver must—

(a) give way to any pedestrian on or entering the crossing; and

Rule 65(2)(a) amended by S.R. No. 87/2018 rule 5.

(b) not obstruct any pedestrian on the crossing; and

(c) not overtake or pass a vehicle that is travelling in the same direction as the driver and is stopping, or has stopped, to give way at the crossing.

Penalty: 10 penalty units.

Notes

1 ***Overtake*** is defined in the dictionary.

2 For subrule (2), ***give way*** means the driver must slow down and, if necessary, stop to avoid a collision—see the definition in the dictionary.

(3) If there is no pedestrian on the crossing, and no other vehicle travelling in the same direction as the driver that is stopping, or has stopped, to give way at the crossing, the driver may proceed through the crossing.

Division 3—Twin red lights (except at level crossings)

66 Stopping for twin red lights (except at level crossings)

(1) A driver approaching or at twin red lights on a road (except at a level crossing) must stop in accordance with subrules (2) and (3).

Penalty: 10 penalty units.

Notes

1 ***Level crossing*** is defined in rule 120. ***Twin red lights*** is defined in the dictionary.

2 Rule 322(1) and (2) deal with the meaning of a traffic control device on a road.

3 Twin red lights are generally erected at bridges, ambulance stations, fire stations or level crossings. The Road Rules about stopping at level crossings are in Part 10.

(2) If there is a stop line at or near the lights and the driver can stop safely before reaching the stop line, the driver must stop as near as practicable to, but before reaching, the stop line.

Note

Stop line is defined in the dictionary.

(3) If there is no stop line at or near the lights and the driver can stop safely before reaching the lights, the driver must stop as near as practicable to, but before reaching, the lights.

(4) If the driver stops for the lights, the driver must not proceed until the lights are not showing.

Penalty: 10 penalty units.

Part 7—Giving way

Notes

1 The rules in this Part deal with giving way in most situations. In addition, other rules requiring a driver to give way include the following—

Note 1 to Pt 7 amended by S.R. No. 135/2021 rule 26.

- making a U-turn—rule 38;
- turning at traffic lights at an intersection—rule 62;
- at an intersection with traffic lights that are not operating or only partly operating—rule 63;
- turning at a flashing yellow traffic arrow at an intersection—rule 64;
- at a marked foot crossing with a flashing yellow traffic light—rule 65;
- entering and driving in a roundabout—rule 114;
- by the rider of a bicycle, an electric scooter or animal to a vehicle leaving a roundabout—rule 119;
- at a *stop sign* at a level crossing—rule 121;
- at a *give way sign* or give way line at a level crossing—rule 122;
- moving from one marked lane to another marked lane, or from one line of traffic to another line of traffic—rule 148;
- when lines of traffic merge into a single line of traffic—rule 149;
- for pedestrians crossing the road near a stopped tram—rules 163, 164 and 164A.

2 For the meanings of ***left*** and ***right***, see rule 351(1) and (2).

Division 1—Giving way at a stop sign, stop line, give way sign or give way line applying to the driver

Note

For a driver, a reference in a rule in this Division to a traffic sign or road marking is a reference to a traffic sign or road marking applying to the driver—see rules 338 to 341.

67 Stopping and giving way at a stop sign or stop line at an intersection without traffic lights

(1) A driver at an intersection with a *stop sign* or stop line, but without traffic lights, must stop and give way in accordance with this rule.

Penalty: 10 penalty units.

Notes

1 ***Intersection*** and ***stop line*** are defined in the dictionary. This rule applies also to T-intersections—see the definition of ***intersection***.

2 For this rule, ***give way*** means the driver must remain stationary until it is safe for the driver to proceed—see the definition in the dictionary.

3 Part 6 deals with stopping and giving way at an intersection with traffic lights.

4 This rule only applies to a driver turning left using a slip lane if the *stop sign* or stop line applies to the slip lane—see Part 20, Divisions 2 and 3, especially rules 330 and 345.

(2) The driver must stop as near as practicable to, but before reaching—

(a) the stop line; or

(b) if there is no stop line—the intersection.

(3) The driver must give way to a vehicle in, entering or approaching the intersection except—

(a) an oncoming vehicle turning right at the intersection, if a *stop sign,* stop line, *give way sign,* or give way line applies to the driver of the oncoming vehicle; or

(b) a vehicle turning left at the intersection using a slip lane; or

(c) a vehicle making a U-turn.

Note

Enter, ***give way line***, ***oncoming vehicle***, ***slip lane*** and ***U-turn*** are defined in the dictionary.

(4) If the driver is turning left or right or making a U-turn, the driver must also give way to any pedestrian at or near the intersection who is crossing the road, or part of the road, the driver is entering.

Note

Rule 353(1) specifies that a driver is not required to give way to a pedestrian who is crossing the road that the driver is leaving. Rule 353(2) provides that a pedestrian who is only crossing a part of a road is considered to be crossing the road.

(5) For this rule, an oncoming vehicle travelling through a T-intersection on the continuing road is taken not to be turning.

Stop sign



Examples

Example 1

Stop line

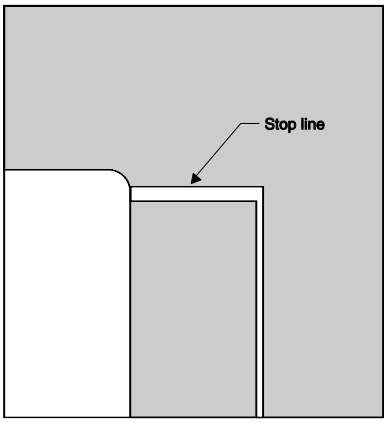

Example 2

Stopping and giving way at a stop sign to vehicles on the left and right

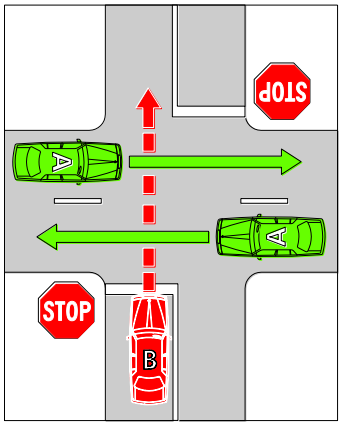

In example 2, vehicle B must give way to each vehicle A.

Example 3

Stopping and giving way at a stop sign to an oncoming vehicle at a stop sign

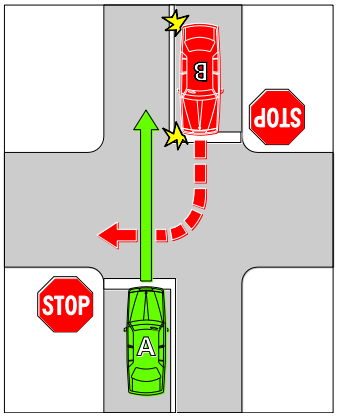

Example 4

Stopping and giving way at a stop sign to an oncoming vehicle that is not at a stop sign or give way sign

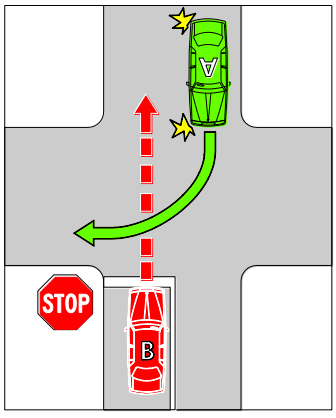

In examples 3 and 4, vehicle B must stop and give way to vehicle A.

68 Stopping and giving way at a stop sign or stop line at other places

Rule 68(1) amended by S.R. No. 135/2021 rule 27.

(1) A driver approaching or at a place with a *stop sign* or stop line must stop and give way in accordance with this rule, unless the place is—

(a) an intersection; or

(b) a children's crossing; or

(c) an area of a road that is not a children's crossing only because it does not have—

(i) children crossing flags; or

(ii) *children's crossing signs* and twin yellow lights; or

(d) a level crossing; or

(e) a place with twin red lights.

Penalty: In the case of a bicycle or an electric scooter, 5 penalty units;

In the case of any other vehicle, 10 penalty units.

Example

1 A *stop sign* at a break in a dividing strip dividing the part of the road used by the main body of moving vehicles from a service road.

2 A *stop sign* on an exit from a carpark where the exit joins the road.

Notes

1 ***Intersection***, ***stop line***, ***twin red lights*** and ***twin yellow lights*** are defined in the dictionary. ***Children's crossing*** is defined in rule 80 and ***level crossing*** is defined in rule 120.

2 For this rule, ***give way*** means the driver must remain stationary until it is safe for the driver to proceed—see the definition in the dictionary.

3 For the stopping and giving way rules applying to a driver at an intersection or level crossing with a *stop sign* or stop line, see rule 67 (intersections) and rule 121 (level crossings). Rule 80 deals with stopping at a stop line at a children's crossing.

(2) The driver must stop as near as practicable to, but before reaching—

(a) the stop line; or

(b) if there is no stop line—the *stop sign*.

(3) The driver must give way to any vehicle or pedestrian at or near the *stop sign*.

Examples

Example 1

Stopping and giving way at a stop sign at a break in a dividing strip

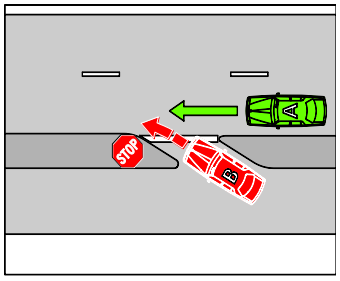

Example 2

Stopping and giving way at a stop sign where a carpark exit joins a road

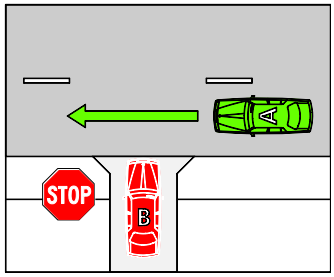

In each example, vehicle B must stop and give way to vehicle A.

69 Giving way at a give way sign or give way line at an intersection (except a roundabout)

Rule 69(1) amended by S.R. No. 135/2021 rule 28.

(1) A driver at an intersection (except a roundabout) with a *give way sign* or give way line must give way in accordance with this rule.

Penalty: In the case of a bicycle or an electric scooter, 5 penalty units;

In the case of any other vehicle, 10 penalty units.

Notes

1 ***Give way line*** and ***intersection*** are defined in the dictionary. ***Roundabout*** is defined in rule 109. This rule also applies to T-intersections—see the definition of ***intersection***.

2 For this rule, ***give way*** means the driver must slow down and, if necessary, stop to avoid a collision—see the definition in the dictionary.

(2) Unless the driver is turning left using a slip lane, the driver must give way to a vehicle in, entering or approaching the intersection except—

(a) an oncoming vehicle turning right at the intersection, if a *stop sign*, stop line, *give way sign* or give way line applies to the driver of the oncoming vehicle; or

(b) a vehicle turning left at the intersection using a slip lane; or

(c) a vehicle making a U-turn.

Note

Enter, ***oncoming vehicle***, ***slip lane***, ***vehicle***, ***stop line*** and ***U-turn*** are defined in the dictionary. ***Vehicle*** is defined in rule 15.

(3) If the driver is turning left or right or making a U-turn, the driver must also give way to any pedestrian at or near the intersection who is crossing the road, or part of the road, the driver is entering.

Note

Rule 353(1) specifies that a driver is not required to give way to a pedestrian who is crossing the road that the driver is leaving. Rule 353(2) provides that a pedestrian who is only crossing a part of a road is considered to be crossing the road.

(3A) If the driver is turning left using a slip lane, the driver must give way to—

(a) any vehicle on the road the driver is entering, or turning right at the intersection into the road the driver is entering (except a vehicle making a U-turn at the intersection); and

(b) any other vehicle or pedestrian on the slip lane.

(4) For this rule, an oncoming vehicle travelling through a T-intersection on the continuing road is taken not to be turning.

Give way sign



Examples

Example 1

Give way line

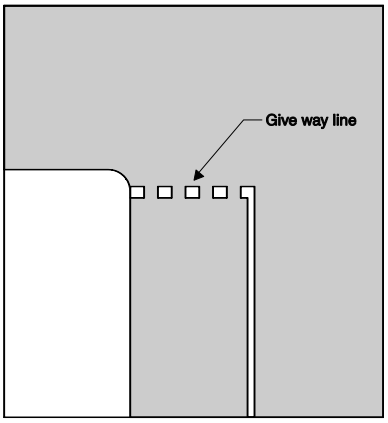

Example 2

Giving way at a give way sign to vehicles on the left and right

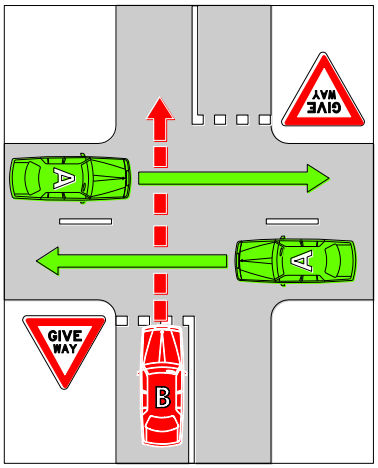

In example 2, vehicle B must give way to each vehicle A.

Example 3

Giving way at a give way sign to an oncoming vehicle at a give way sign

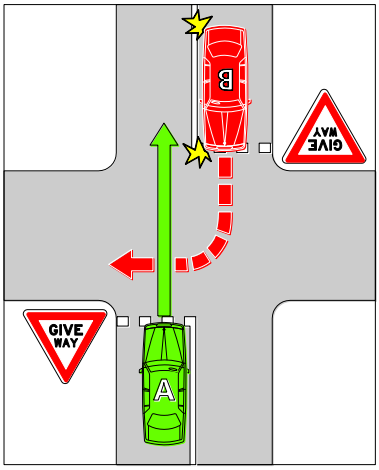

Example 4

Giving way at a give way sign to an oncoming vehicle that is not at a stop sign or give way sign

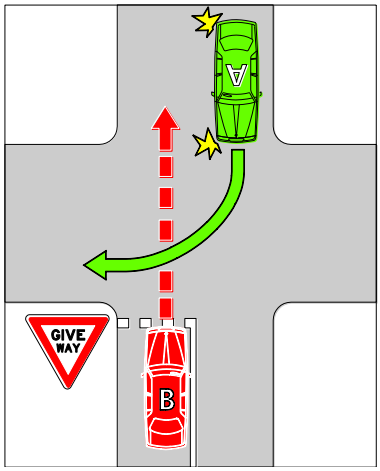

In examples 3 and 4, vehicle B must give way to vehicle A.

Example 5

Driver turning right at a give way line does not have to give way to a vehicle turning left using a slip lane

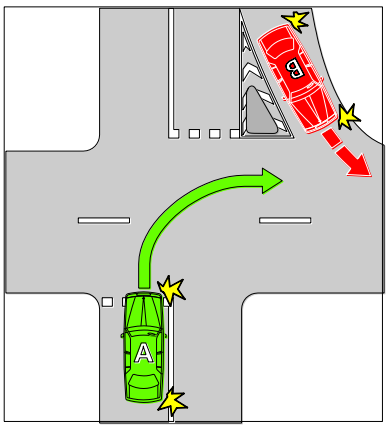

In example 5, vehicle B must give way to vehicle A.

Rule 70 amended by S.R. No. 135/2021 rule 29.

70 Giving way at a give way sign at a bridge or length of narrow road

A driver approaching a bridge or length of narrow road with a *give way sign* must give way to any oncoming vehicle that is on, or approaching, the bridge or length of road when the driver reaches the sign.

Penalty: In the case of a bicycle or an electric scooter, 5 penalty units;

In the case of any other vehicle, 10 penalty units.

Notes

1 ***Oncoming vehicle*** is defined in the dictionary.

2 For this rule, ***give way*** means the driver must slow down and, if necessary, stop to avoid a collision—see the definition in the dictionary.

Examples

Example 1

Giving way at a bridge

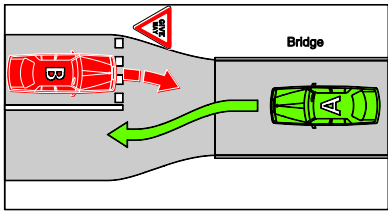

Example 2

Giving way at a length of narrow road

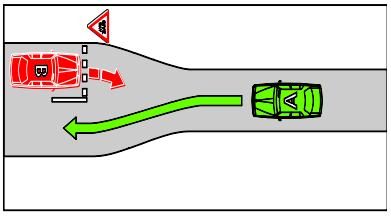

In each example, vehicle B must give way to vehicle A.

71 Giving way at a give way sign or give way line at other places

Rule 71(1) amended by S.R. No. 135/2021 rule 30.

(1) A driver approaching or at a place (except an intersection, bridge or length of narrow road, level crossing, or a place with twin red lights) with a *give way sign* or give way line must give way in accordance with this rule.

Penalty: In the case of a bicycle or an electric scooter, 5 penalty units;

In the case of any other vehicle, 10 penalty units.

Examples

1 A *give way sign* at a break in a dividing strip dividing the part of the road used by the main body of moving vehicles from a service road.

2 A *give way sign* on a road at a place where a bicycle path meets the road.

Notes

1 ***Give way line***, ***intersection*** and ***twin red lights*** are defined in the dictionary. ***Level crossing*** is defined in rule 120.

2 For this rule, ***give way*** means the driver must slow down and, if necessary, stop to avoid a collision—see the definition in the dictionary.

3 For the give way rules applying to a driver at an intersection, bridge or length of narrow road, or level crossing, with a *give way sign* or give way line, see rule 69 (intersections), rule 70 (bridges and lengths of narrow road) and rule 122 (level crossings).

(2) The driver must give way to any vehicle or pedestrian at or near the *give way sign* or give way line.

Examples

Example 1

Giving way at a give way sign at a break in a dividing strip

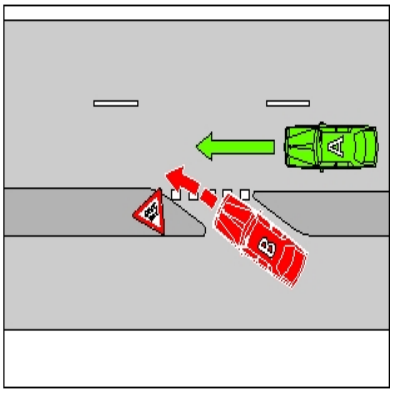

Example 2

Giving way at a give way sign where a bicycle path meets a road

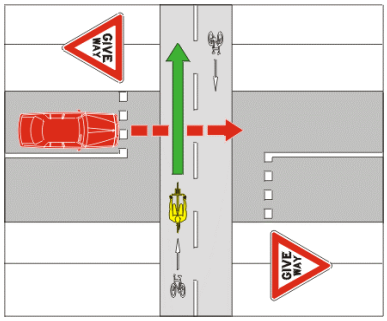

In example 1, vehicle B must give way to vehicle A.

In example 2, the motor vehicle must give way to the bicycle.

Division 2—Giving way at an intersection without traffic lights or a stop sign, stop line, give way sign or give way line applying to the driver

Note

For a driver, a reference in a rule in this Division to a traffic sign or road marking is a reference to a traffic sign or road marking applying to the driver—see rules 338 to 341.

72 Giving way at an intersection (except a T-intersection or roundabout)

(1) A driver at an intersection (except a T-intersection or roundabout) must give way in accordance with this rule if the intersection is without all of the following—

(a) traffic lights;

(b) *stop sign*;

(c) stop line;

(d) *give way sign*;

(e) give way line.

Penalty: 5 penalty units.

Notes

1 ***Give way line***, ***intersection***, ***stop line***, ***T-intersection*** and ***traffic lights*** are defined in the dictionary. ***Roundabout*** is defined in rule 109.

2 For this rule, ***give way*** means the driver must slow down and, if necessary, stop to avoid a collision—see the definition in the dictionary.

(2) If the driver is going straight ahead, the driver must give way to any vehicle approaching from the right, unless a *stop sign,* stop line, *give way sign* or give way line applies to the driver of the approaching vehicle.

Note

Straight ahead is defined in the dictionary.

Examples

Example 1

Driver going straight ahead giving way to a vehicle on the right that is going straight ahead

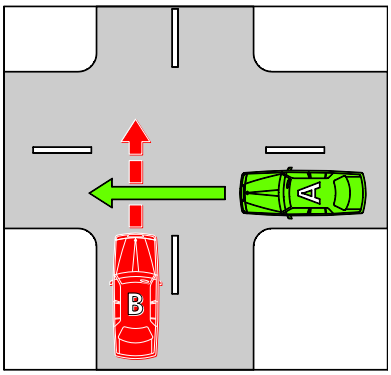

Example 2

Driver going straight ahead giving way to a vehicle on the right that is turning right

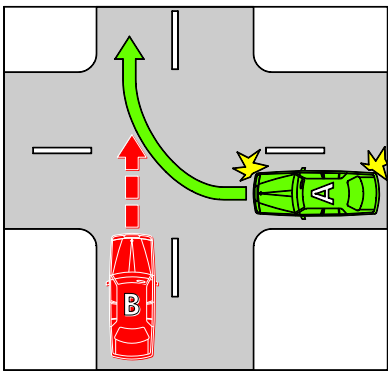

In each example, vehicle B must give way to vehicle A.

(3) If the driver is turning left (except if the driver is using a slip lane), the driver must give way to—

(a) any vehicle approaching from the right, unless a *stop sign,* stop line, *give way sign* or a give way line applies to the driver of the approaching vehicle; and

(b) any pedestrian at or near the intersection who is crossing the road the driver is entering.

Notes

1 ***Slip lane*** is defined in the dictionary.

2 In relation to paragraph (b), rule 353(1) specifies that a driver is not required to give way to a pedestrian who is crossing the road that the driver is leaving and rule 353(2) provides that a pedestrian who is only crossing a part of a road is considered to be crossing the road.

Examples

Example 3

Driver turning left giving way to a vehicle on the right that is going straight ahead

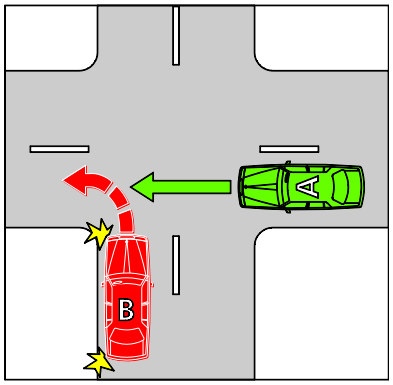

Example 4

Driver turning left giving way to a pedestrian on the road the driver is entering

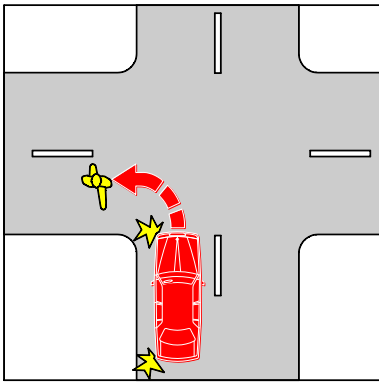

In example 3, vehicle B must give way to vehicle A.

In example 4, the vehicle must give way to the pedestrian.

(4) If the driver is turning left using a slip lane, the driver must give way to—

(a) any vehicle approaching from the right or turning right at the intersection into the road the driver is entering (except a vehicle making a U-turn at the intersection); and

(b) any pedestrian on or entering the slip lane.

Rule 72(4)(b) amended by S.R. No. 87/2018 rule 6.

Example

Example 5

Driver turning left using a slip lane giving way to a vehicle that is turning right into the road the driver is entering

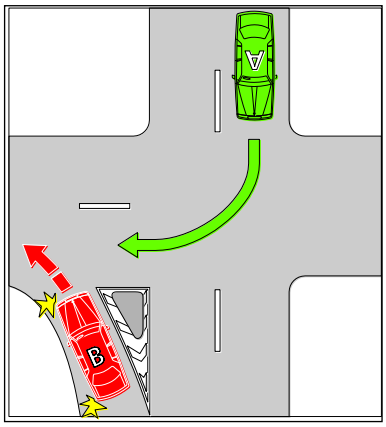

In this example, vehicle B must give way to vehicle A.

(5) If the driver is turning right, the driver must give way to—

(a) any vehicle approaching from the right, unless a *stop sign*, stop line, *give way sign* or give way line applies to the driver of the approaching vehicle; and

(b) any oncoming vehicle that is going straight ahead or turning left at the intersection, unless—

(i) a *stop sign*, stop line, *give way sign* or give way line applies to the driver of the oncoming vehicle; or

(ii) the oncoming vehicle is turning left using a slip lane; and

(c) any pedestrian at or near the intersection who is crossing the road the driver is entering.

Notes

1 ***Oncoming vehicle*** is defined in the dictionary.

2 Rules 67 and 69 deal with the situation where a vehicle approaching from the right is facing a *stop sign*, stop line, *give way sign* or give way line.

3 In relation to paragraph (c), rule 353(1) specifies that a driver is not required to give way to a pedestrian who is crossing the road that the driver is leaving and rule 353(2) provides that a pedestrian who is only crossing a part of a road is considered to be crossing the road.

Examples

Example 6

Driver turning right giving way to a vehicle on the right that is turning right into the road the driver is leaving

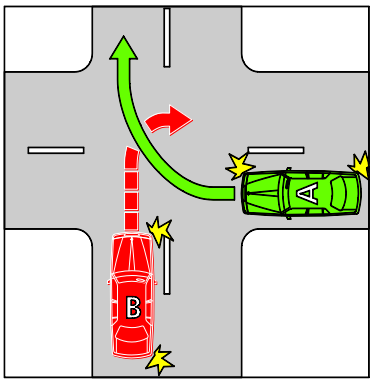

Example 7

Driver turning right giving way to an oncoming vehicle that is going straight ahead on the road the driver is leaving

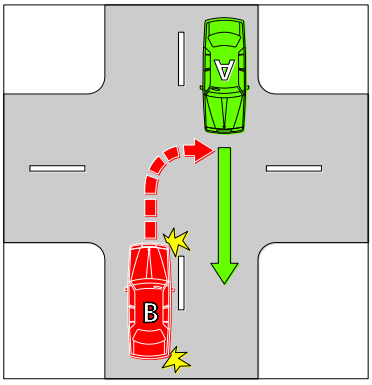

In examples 6 and 7, vehicle B must give way to vehicle A.

Example 8

Driver turning right giving way to an oncoming vehicle that is turning left into the road the driver is entering

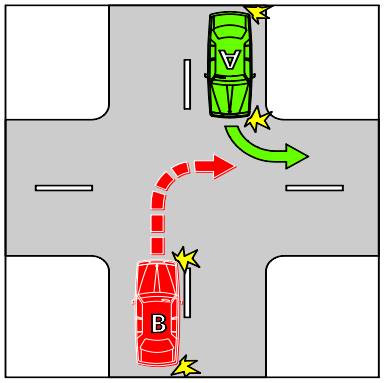

Example 9

Driver turning right giving way to a pedestrian on the road the driver is entering

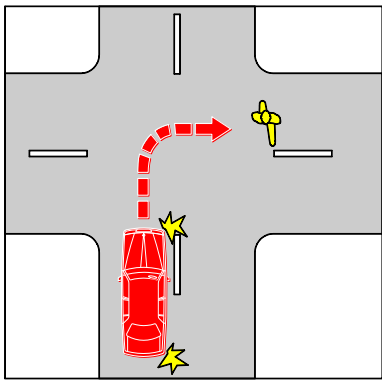

In example 8, vehicle B must give way to vehicle A.

In example 9, the vehicle must give way to the pedestrian.

73 Giving way at a T-intersection

(1) A driver at a T-intersection must give way in accordance with this rule if the intersection is without all of the following—

(a) traffic lights;

(b) *stop sign*;

(c) stop line;

(d) *give way sign*;

(e) give way line.

Penalty: 5 penalty units.

Notes

1 ***Give way line***, ***stop line***, ***T-intersection*** and ***traffic lights*** are defined in the dictionary.

2 For this rule, ***give way*** means the driver must slow down and, if necessary, stop to avoid a collision—see the definition in the dictionary.

3 Rule 75(2)(d) requires a driver at a T-intersection to give way when crossing the continuing road to enter a road related area or adjacent land.

(2) If the driver is turning left (except if the driver is using a slip lane) or right from the terminating road into the continuing road, the driver must give way to—

(a) any vehicle travelling on the continuing road (except a vehicle making a U-turn on the continuing road at the T-intersection); and

(b) any pedestrian who is crossing the continuing road at or near the intersection.

Notes

1 ***Continuing road***, ***slip lane*** and ***terminating road*** are defined in the dictionary.

2 In relation to paragraph (b), rule 353(1) specifies that a driver is not required to give way to a pedestrian who is crossing the terminating road and rule 353(2) provides that a pedestrian who is only crossing a part of a road is considered to be crossing the road.

Examples

Example 1

Driver turning right from the terminating road giving way to a vehicle on the continuing road

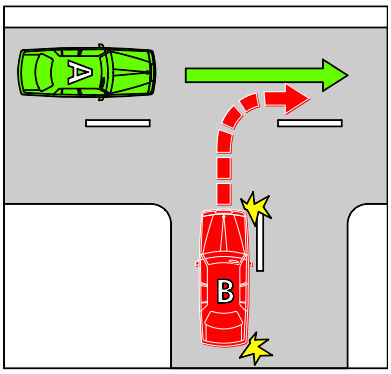

Example 2

Driver turning left (except if the driver is using a slip lane) from the terminating road giving way to a pedestrian on the continuing road

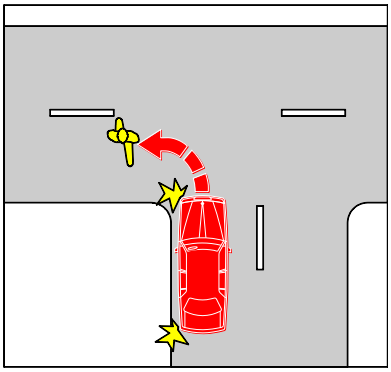

In example 1, vehicle B must give way to vehicle A.

In example 2, the vehicle must give way to the pedestrian.

(3) If the driver is turning left from the terminating road into the continuing road using a slip lane, the driver must give way to—

(a) any vehicle travelling on the continuing road (except a vehicle making a U-turn on the continuing road at the T-intersection); and

(b) any pedestrian on the slip lane.

(4) If the driver is turning left (except if the driver is using a slip lane) from the continuing road into the terminating road, the driver must give way to any pedestrian who is crossing the terminating road at or near the intersection.

Example

Example 3

Driver turning left (except if the driver is using a slip lane) from the continuing road giving way to a pedestrian on the terminating road

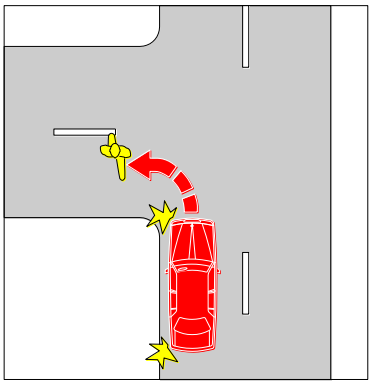

In this example, the vehicle must give way to the pedestrian.

Note

Rule 353(1) specifies that a driver is not required to give way to a pedestrian who is crossing the continuing road. Rule 353(2) provides that a pedestrian who is only crossing a part of a road is considered to be crossing the road.

(5) If the driver is turning left from the continuing road into the terminating road using a slip lane, the driver must give way to—

(a) any vehicle approaching from the right (except a vehicle making a U-turn on the continuing road at the T-intersection); and

(b) any pedestrian on or entering the slip lane.

Rule 73(5)(b) amended by S.R. No. 87/2018 rule 7.

(6) If the driver is turning right from the continuing road into the terminating road, the driver must give way to—

(a) any oncoming vehicle that is travelling through the intersection on the continuing road or turning left at the intersection; and

(b) any pedestrian who is crossing the terminating road at or near the intersection.

Notes

1 ***Oncoming vehicle*** is defined in the dictionary.

2 In relation to paragraph (b), rule 353(1) specifies that a driver is not required to give way to a pedestrian who is crossing the continuing road and rule 353(2) provides that a pedestrian who is only crossing a part of a road is considered to be crossing the road.

(7) In this rule—

(a) ***turning left from the continuing road into the terminating road***, for a driver, includes, where the continuing road curves to the right at a T-intersection, leaving the continuing road to proceed straight ahead onto the terminating road; and

(b) ***turning right from the continuing road into the terminating road***, for a driver, includes, where the continuing road curves to the left at a T-intersection, leaving the continuing road to proceed straight ahead onto the terminating road.

Note

Straight ahead is defined in the dictionary.

Examples

Example 4

Driver turning right from the continuing road giving way to an oncoming vehicle travelling through the intersection on the continuing road

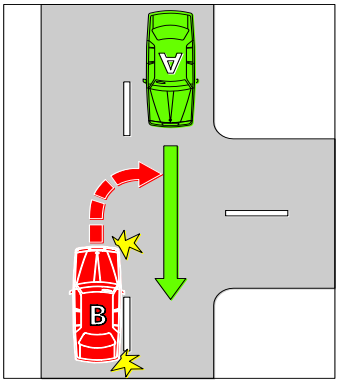

Example 5

Driver leaving the continuing road to proceed straight ahead on the terminating road giving way to a vehicle travelling through the intersection on the continuing road

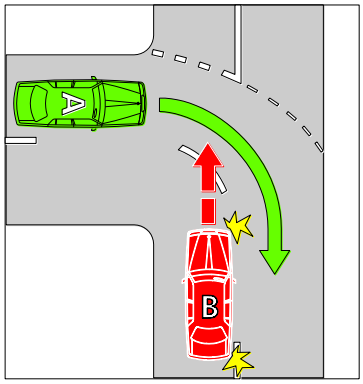

Example 5 shows a T-intersection where the continuing road (which is marked with broken white lines) goes around a corner. Vehicle B is leaving the continuing road to enter the terminating road. In examples 4 and 5, vehicle B must give way to vehicle A.

Example 6

Driver turning right from the continuing road giving way to an oncoming vehicle turning left from the continuing road

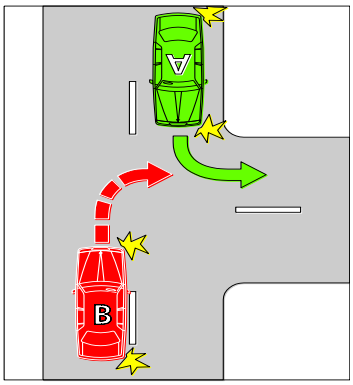

Example 7

Driver turning right from the continuing road giving way to a pedestrian on the terminating road

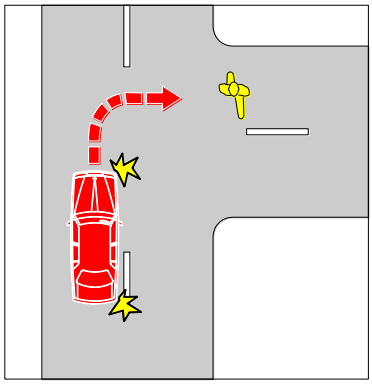

In example 6, vehicle B must give way to vehicle A.

In example 7, the vehicle must give way to the pedestrian.

Division 3—Entering or leaving road related areas and adjacent land

74 Giving way when entering a road from a road related area or adjacent land

(1) A driver entering a road from a road related area or adjacent land, must give way in accordance with this rule if the place on the road is without all of the following—

(a) traffic lights;

(b) *stop sign*;

(c) stop line;

(d) *give way sign*;

(e) give way line.

Penalty: 5 penalty units.

(2) The driver entering the road must give way to—

(a) any vehicle travelling on the road or turning into the road (except a vehicle turning right into the road from a road related area or adjacent land); and

(aa) a driver making a U-turn on the road; and

Rule 74(2)(aa) inserted by S.R. No. 121/2020 rule 6(1).

(b) any pedestrian on the road; and

(c) any vehicle or pedestrian on any road related area that the driver crosses to enter the road; and

(d) for a driver entering the road from a road related area—

(i) any pedestrian on the road related area; and

(ii) any other vehicle ahead of the driver's vehicle or approaching from the left or right.

Notes

Note 1 to rule 74(2) amended by S.R. No. 121/2020 rule 6(2).

1 ***Adjacent land***, ***give way line***, ***stop line***, ***traffic lights*** and ***U-turn*** are defined in the dictionary. ***Road related area*** is defined in rule 13.

2 Adjacent land or a road related area can include a driveway, service station or shopping centre. Some shopping centres may include roads—see the definition of ***road*** in rule 12.

3 Part 6 applies to the driver if there are traffic lights. Rule 68 applies to the driver if there is a *stop sign* or stop line. Rule 71 applies to the driver if there is a *give way sign* or give way line.

4 For this rule, ***give way*** means the driver must slow down and, if necessary, stop to avoid a collision—see the definition in the dictionary.

(3) In this rule—

road does not include a road related area.

Note

A ***road related area*** includes any shoulder of a road—see rule 13.

Example

Driver entering a road from a road related area giving way to a pedestrian on the footpath and a vehicle on the road.

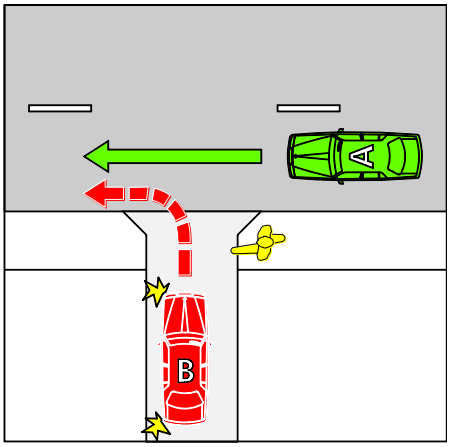

In this example, vehicle B must give way to the pedestrian on the footpath and to vehicle A.

75 Giving way when entering a road related area or adjacent land from a road

(1) A driver entering a road related area or adjacent land, must give way in accordance with this rule if the place on the road is without all of the following—

(a) traffic lights;

(b) *stop sign*;

(c) stop line;

(d) *give way sign*;

(e) give way line.

Penalty: 5 penalty units.

(2) The driver entering the road related area or adjacent land must give way to—

(a) any pedestrian on the road; and

(b) any vehicle or pedestrian on any road related area that the driver crosses or enters; and

(c) if the driver is turning right from the road—any oncoming vehicle on the road that is going straight ahead or turning left; and

(d) if the road the driver is leaving ends at a T-intersection opposite the road related area or adjacent land and the driver is crossing the continuing road—any vehicle on the continuing road.

Notes

1 ***Adjacent land***, ***continuing road***, ***give way line***, ***oncoming vehicle***, ***stop line***, ***straight ahead***, ***T-intersection*** and ***traffic lights*** are defined in the dictionary. ***Road related area*** is defined in rule 13.

2 Adjacent land or a road related area can include a driveway, service station or shopping centre. Some shopping centres may include roads—see the definition of ***road*** in rule 12.

3 For this rule, ***give way*** means the driver must slow down and, if necessary, stop to avoid a collision—see the definition in the dictionary.

4 Part 6 applies to the driver if there are traffic lights. Rule 68 applies to the driver if there is a *stop sign* or stop line. Rule 71 applies to the driver if there is a *give way sign* or give way line.

(3) In this rule—

road does not include a road related area.

Note

A ***road related area*** includes any shoulder of a road—see rule 13.

Examples

Example 1

Driver turning right from a road into a road related area giving way to an oncoming vehicle that is going straight ahead and to a pedestrian on the footpath

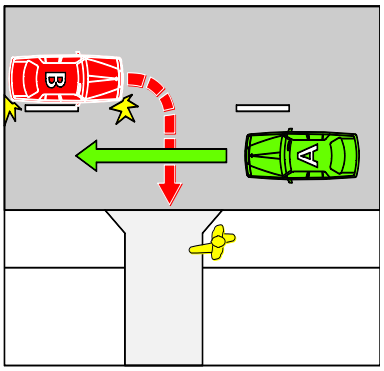

Example 2

Driver crossing a continuing road at a T-intersection to enter a road related area giving way to a vehicle on the continuing road

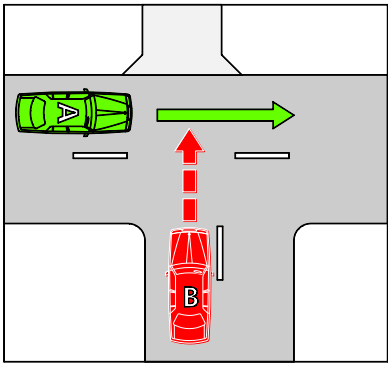

In each example, vehicle B must give way to vehicle A. In example 1, vehicle B must also give way to the pedestrian on the footpath.

Division 4—Keeping clear of and giving way to particular vehicles

76 Keeping clear of trams travelling in tram lanes etc.

(1) A driver must not move into the path of an approaching tram travelling in a tram lane or travelling on tram tracks marked along the left side of the tracks by a broken or continuous yellow line parallel to the tracks.

Penalty: 3 penalty units.

Note

Approaching, ***left***, ***tram*** and ***tram tracks*** are defined in the dictionary. ***Tram lane*** is defined in rule 155.

(2) If a driver is in the path of an approaching tram travelling in a tram lane or travelling on tram tracks marked along the left side of the tracks by a broken or continuous yellow line parallel to the tracks, the driver must move out of the path of the tram as soon as the driver can do so safely.

Penalty: 3 penalty units.

(3) In this rule—

tram includes a bus travelling along tram tracks.

Note

Travelling along tram tracks is defined in the dictionary.

77 Giving way to buses

(1) A driver driving on a length of road in a built-up area, in the left lane or left line of traffic, or in a bicycle lane on the far left side of the road, must give way to a bus in front of the driver if—

(a) the bus has stopped, or is moving slowly, at the far left side of the road, on a shoulder of the road, or in a bus-stop bay; and

(b) the bus displays a *give way to buses sign* and the right direction indicator lights of the bus are operating; and

(c) the bus is about to enter or proceed in the lane or line of traffic in which the driver is driving.

Penalty: 5 penalty units.

Notes

1 ***Built-up area*** and ***length*** of road are defined in the dictionary. ***Bus*** is defined in the **Road Safety Act 1986**. ***Left lane*** and ***left line of traffic*** are defined in subrule (2). ***Shoulder*** is defined in rule 12.

2 For this rule, ***give way*** means the driver must slow down and, if necessary, stop to avoid a collision—see the definition in the dictionary.

3 The driver of the bus must give the change of direction signal for long enough to give sufficient warning to other drivers and pedestrians—see rule 48(2) and (3).

4 Under rule 87(1), a driver entering a marked lane, or a line of traffic, from the side of the road must give way to any vehicle travelling in the lane or line of traffic. However, the driver of a public bus does not have to give way to a vehicle if the vehicle is required to give way to the bus under this rule and it is safe for the bus to enter the lane, or line of traffic, in which the other vehicle is travelling—see rule 87(2).

(2) In this rule—

left lane, of a road, means—

(a) the marked lane nearest to the far left side of the road (the ***first lane***) or, if the first lane is a bicycle lane, the marked lane next to the first lane; or

(b) if there is an obstruction in the first lane (for example, a parked car or roadworks) and the first lane is not a bicycle lane—the marked lane next to the first lane;

Note

Marked lane and ***obstruction*** are defined in the dictionary. ***Bicycle lane*** is defined in rule 153.

left line of traffic, for a road, means the line of traffic nearest to the far left side of the road.

Give way to buses sign



Note for diagram

This sign is displayed on buses.

Rule 77A inserted by S.R. No. 121/2020 rule 21.

77A Interfering with or interrupting funeral procession

A driver must not interfere with, or interrupt, the free passage along any length of road of—

(a) any funeral procession; or

(b) any vehicle or person apparently forming part of the procession.

Penalty: 2 penalty units.

78 Keeping clear of police vehicles, emergency vehicles, enforcement vehicles and escort vehicles

(1) A driver must not move into the path of an approaching police vehicle, emergency vehicle, enforcement vehicle or escort vehicle that is displaying a flashing blue, red or magenta light (whether or not it is also displaying other lights) or sounding an alarm.

Penalty: 5 penalty units.

Note

Approaching, ***emergency vehicle***, ***enforcement vehicle***, ***escort vehicle*** and ***police vehicle*** are defined in the dictionary.

(2) If a driver is in the path of an approaching police vehicle, emergency vehicle, enforcement vehicle or escort vehicle that is displaying a flashing blue, red or magenta light (whether or not it is also displaying other lights) or sounding an alarm, the driver must move out of the path of the vehicle as soon as the driver can do so safely.

Penalty: 5 penalty units.

(3) This rule applies to the driver despite any other rule of these Rules.

79 Giving way to police vehicles, emergency vehicles, enforcement vehicles and escort vehicles

(1) A driver must give way to a police vehicle, emergency vehicle, enforcement vehicle or escort vehicle that is displaying a flashing blue, red or magenta light (whether or not it is also displaying other lights) or sounding an alarm.

Penalty: 5 penalty units.

Notes

1 ***Emergency vehicle***, ***enforcement vehicle***, ***escort vehicle*** and ***police vehicle*** are defined in the dictionary.

2 For this rule, ***give way*** means—

(a) if the driver is stopped—remain stationary until it is safe to proceed; or

(b) in any other case—slow down and, if necessary, stop to avoid a collision—see the definition in the dictionary.

(2) This rule applies to the driver despite any other rule of these Rules that would otherwise require the driver of a police vehicle, emergency vehicle, enforcement vehicle or escort vehicle to give way to the driver.

79A Approaching and passing stationary or slow-moving police vehicles, emergency vehicles, enforcement vehicles, escort vehicles, incident response service vehicles and roadside assistance vehicles

Rule 79A (Heading) amended by S.R. Nos 111/2021 rule 5(1), 21/2025 rule 7(1).

(1) A driver approaching a stationary or slow-moving police vehicle, emergency vehicle, enforcement vehicle, escort vehicle, incident response service vehicle or roadside assistance vehicle that is displaying a flashing blue, red, magenta or yellow light (whether or not it is also displaying other lights) or sounding an alarm must drive at a speed at which the driver can, if necessary, stop safely before passing the vehicle.

Rule 79A(1) amended by S.R. Nos 111/2021 rule 5(2), 21/2025 rule 7(2).

Penalty: 5 penalty units.

Note to rule 79A(1) amended by S.R. No. 21/2025 rule 7(3).

Note

Approaching, ***emergency vehicle***, ***enforcement vehicle***, ***escort vehicle***, ***police vehicle*** and ***incident response service vehicle*** are defined in the dictionary.

Rule 79A(2) amended by S.R. Nos 111/2021 rule 5(3), 21/2025 rule 7(4).

(2) A driver approaching a stationary or slow-moving police vehicle, emergency vehicle, enforcement vehicle, escort vehicle, incident response service vehicle or roadside assistance vehicle that is displaying a flashing blue, red, magenta or yellow light (whether or not it is also displaying other lights) or sounding an alarm must give way to any police officer, emergency worker, enforcement vehicle worker, escort vehicle worker, incident response service vehicle worker or roadside assistance vehicle worker on foot in the immediate vicinity of the vehicle.

Penalty: 5 penalty units.

Note

Emergency worker, ***enforcement vehicle worker***, ***escort vehicle worker***, ***give way*** and ***police officer*** are defined in the dictionary.

Rule 79A(3) amended by S.R. Nos 111/2021 rule 5(4), 21/2025 rule 7(5).

(3) A driver must not drive past, or overtake, a stationary or slow-moving police vehicle, emergency vehicle, enforcement vehicle, escort vehicle, incident response service vehicle or roadside assistance vehicle that is displaying a flashing blue, red, magenta or yellow light (whether or not it is also displaying other lights) or sounding an alarm at a speed greater than 40 kilometres per hour.

Penalty: 5 penalty units.

Note

Overtake is defined in the dictionary.

(4) A driver who drives past, or overtakes, a stationary or slow-moving police vehicle, emergency vehicle, enforcement vehicle, escort vehicle, incident response service vehicle or roadside assistance vehicle that is displaying a flashing blue, red, magenta or yellow light (whether or not it is also displaying other lights) or sounding an alarm must not increase speed until the driver is at a sufficient distance from the vehicle so as not to cause a danger to any police officers, emergency workers, enforcement vehicle workers, escort vehicle workers, incident response service vehicle workers or roadside assistance vehicle workers in the immediate vicinity of the vehicle.

Rule 79A(4) amended by S.R. Nos 111/2021 rule 5(5), 21/2025 rule 7(6).

Penalty: 5 penalty units.

(5) Subrules (1), (2), (3) and (4) do not apply if the driver is driving on a road that is divided by a median strip and the police vehicle, emergency vehicle, enforcement vehicle, escort vehicle, incident response service vehicle or roadside assistance vehicle is on the other side of the road beyond the median strip.

Rule 79A(5) amended by S.R. Nos 111/2021 rule 5(6), 21/2025 rule 7(7).

Note

Median strip is defined in the dictionary.

(6) This rule applies to the driver despite any other provision of these Rules, other than rules 305 and 306.

Rule 79A(6) amended by S.R. No. 67/2025 rule 4.

(7) For the purposes of this rule—

Rule 79A(7) inserted by S.R. No. 111/2021 rule 5(7), substituted by S.R. No. 21/2025 rule 7(8).

incident response service vehicle worker means the driver of, or a passenger in, an incident response service vehicle;

roadside assistance vehicle means a vehicle that is being used to tow or provide other assistance to a vehicle which has—

(a) been involved in an accident; or

(b) become disabled;

roadside assistance vehicle worker means the driver of, or a passenger in, a roadside assistance vehicle.

Division 5—Crossing and shared zones

80 Stopping at a children's crossing

(1) A driver approaching a children's crossing must drive at a speed at which the driver can, if necessary, stop safely before the crossing.

Penalty: 10 penalty units.

Note

Children's crossing is defined in subrule (6).

(2) A driver approaching or at a children's crossing must stop as near as practicable to, but before reaching, the stop line at the crossing if—

(a) a *hand-held stop sign* is displayed at the crossing; or

(b) a pedestrian is on or entering the crossing.

Penalty: 10 penalty units.

Notes

1 ***Stop line*** is defined in the dictionary.

2 Rule 322(3) and (4) deal with the meaning of a traffic control device at a place.

(3) If a driver stops at a children's crossing for a *hand-held stop sign*, the driver must not proceed until there is no pedestrian on or entering the crossing and the holder of the sign—

(a) no longer displays the sign towards the driver; or

(b) otherwise indicates that the driver may proceed.

Penalty: 10 penalty units.

(4) If a driver stops at a children's crossing for a pedestrian, the driver must not proceed until there is no pedestrian on or entering the crossing.

Penalty: 10 penalty units.

(5) For this rule, if a children's crossing extends across a road with a dividing strip, the part of the children's crossing on each side of the dividing strip is taken to be a separate children's crossing.

Note

Dividing strip is defined in the dictionary.

(6) A ***children's crossing*** is an area of a road—

(a) at a place with stop lines marked on the road, and—

(i) children crossing flags; or

(ii) *children's crossing signs* and twin yellow lights; and

(b) indicated by—

(i) 2 red and white posts erected on each side of the road; or

(ii) 2 parallel continuous or broken lines on the road surface from one side of the road completely or partly across the road; and

(c) extending across the road between the posts or lines.

Note

Twin yellow lights is defined in the dictionary.

Children crossing flag



Children's crossing sign



Hand-held stop signs





Note for diagrams

A *children's crossing sign* may have a different number on the sign—see rule 316(4).

Examples

Example 1

Driver stopped at stop line for pedestrians on a children's crossing with children crossing flags

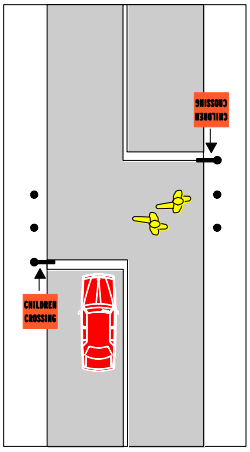

Example 2

Driver stopped at stop line for pedestrians on a children's crossing with children's crossing signs and twin yellow lights

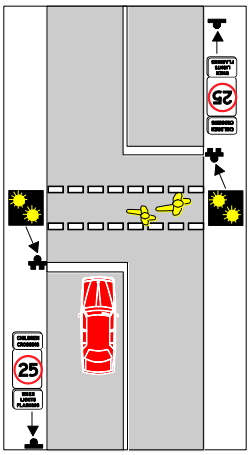

In each of these examples, the driver must stop at the stop line because there are pedestrians on the children's crossing.

81 Giving way at a pedestrian crossing

(1) A driver approaching a pedestrian crossing must drive at a speed at which the driver can, if necessary, stop safely before the crossing.

Penalty: 5 penalty units.

Note

Pedestrian crossing is defined in subrule (3).

(2) A driver must give way to any pedestrian on or entering a pedestrian crossing.

Rule 81(2) amended by S.R. No. 96/2019 rule 5.

Penalty: 5 penalty units.

Note

For this rule, ***give way*** means the driver must slow down and, if necessary, stop to avoid a collision—see the definition in the dictionary.

(3) A ***pedestrian crossing*** is an area of a road—

(a) at a place with white stripes on the road surface that—

(i) run lengthwise along the road; and

(ii) are of approximately the same length; and

(iii) are approximately parallel to each other; and

(iv) are in a row that extends completely, or partly, across the road; and

(b) with or without either or both of the following—

(i) a *pedestrian crossing sign*;

(ii) alternating flashing twin yellow lights.

Notes

1 ***Twin yellow lights*** is defined in the dictionary.

2 Rule 322(3) and (4) deal with the meaning of a traffic sign at a place.

Pedestrian crossing sign



Examples

Example 1

Giving way to a pedestrian on a pedestrian crossing

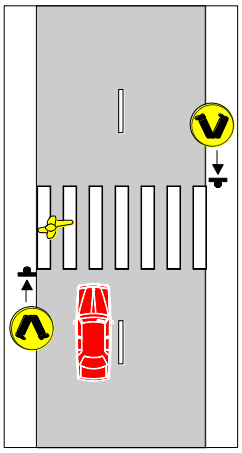

Example 2

Giving way to a pedestrian on a pedestrian crossing at a slip lane

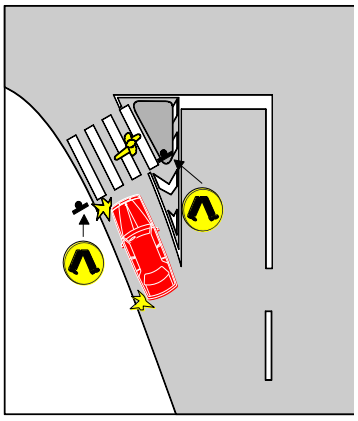

In each of these examples, the driver must give way to the pedestrian on the crossing.

82 Overtaking or passing a vehicle at a children's crossing or pedestrian crossing

A driver approaching a children's crossing, or pedestrian crossing, must not overtake or pass a vehicle that is travelling in the same direction as the driver and is stopping, or has stopped, to give way to a pedestrian at the crossing.

Penalty: 10 penalty units.

Note

Children's crossing is defined in rule 80 and ***Pedestrian crossing*** is defined in rule 81. ***Overtake*** is defined in the dictionary.

Example

Driver not passing a vehicle that has stopped to give way to a pedestrian at a pedestrian crossing

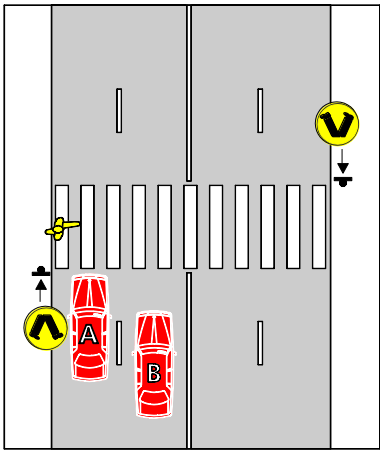

In the example, vehicle A has stopped to give way to a pedestrian on the crossing. Vehicle B must not overtake or pass vehicle A.

83 Giving way to pedestrians in a shared zone

A driver driving in a shared zone must give way to any pedestrian in the zone.

Penalty: 5 penalty units.

Notes

1 ***Shared zone*** is defined in rule 24.

2 For this rule, ***give way*** means the driver must slow down and, if necessary, stop to avoid a collision—see the definition in the dictionary.

Division 6—Other give way rules

84 Giving way when driving through a break in a dividing strip

(1) If a driver drives through a break in a dividing strip that has no *stop sign*, stop line, *give way sign* or give way line, the driver must give way to—

(a) any tram on the dividing strip; and

(b) any vehicle travelling on the part of the road the driver is entering (except a vehicle to which a *stop sign*, stop line, *give way sign*, or give way line applies).

Penalty: 3 penalty units.

Notes

1 ***Dividing strip***, ***give way line***, ***stop line*** and ***tram*** are defined in the dictionary.

2 Rule 68 applies to the driver if there is a *stop sign* or stop line. Rule 71 applies to the driver if there is a *give way sign* or give way line.

3 For this rule, ***give way*** means the driver must slow down and, if necessary, stop to avoid a collision—see the definition in the dictionary.

(2) In this rule—

tram includes a bus travelling along tram tracks.

Note

Bus is defined in the **Road Safety Act 1986**. ***Travelling along tram tracks*** is defined in the dictionary.

Examples

Example 1

Giving way when driving through a break in a median strip

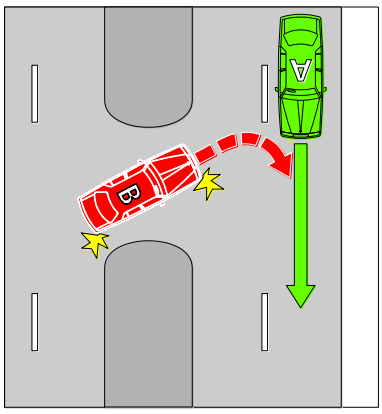

Example 2

Giving way when driving through a break in a dividing strip to leave a service road

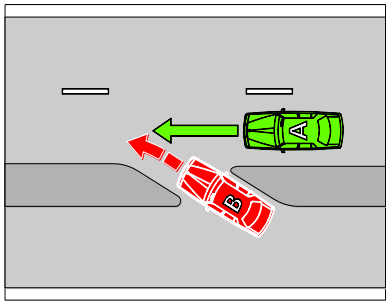

Example 3

Giving way when driving through a break in a dividing strip to enter a service road

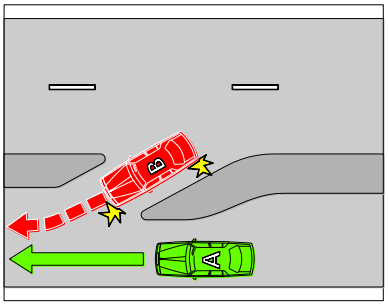

In each of the examples, vehicle B must give way to vehicle A.

Note for examples

A median strip is a particular kind of dividing strip—see the definition of ***median strip*** in the dictionary.

85 Giving way on a painted island

A driver entering a turning lane from a painted island must give way to—

(a) any vehicle in the turning lane; or

(b) if the turning lane and painted island are nearest to the far left side of the road—any vehicle entering the turning lane from the marked lane, or line of traffic, immediately to the right of the turning lane; or

(c) if the turning lane and painted island are nearest to the dividing line or median strip on the road or the far right side of the road—any vehicle entering the turning lane from the marked lane, or line of traffic, immediately to the left of the turning lane.

Penalty: 5 penalty units.

Notes

1 ***Line of traffic***, ***marked lane***, ***painted island*** and ***turning lane*** are defined in the dictionary.

2 Rules 138 and 139(4) allow a driver to drive on a painted island in certain circumstances.

3 For this rule, ***give way*** means the driver must slow down and, if necessary, stop to avoid a collision—see the definition in the dictionary.

Examples

Example 1

Driver entering a turning lane from a painted island giving way to a vehicle entering the turning lane from the marked lane immediately to the right of the turning lane

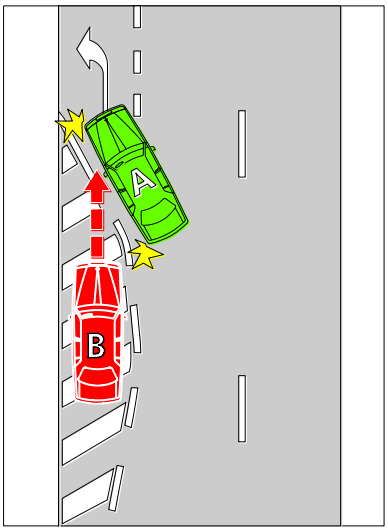

Example 2

Driver entering a turning lane from a painted island giving way to a vehicle entering the turning lane from the marked lane immediately to the left of the turning lane

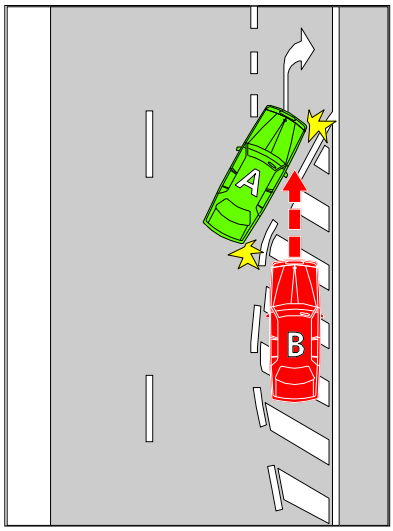

In each of the examples, vehicle B must give way to vehicle A.

86 Giving way in median turning bays

(1) A driver entering a median turning bay must give way to any oncoming vehicle already in the turning bay.

Penalty: 5 penalty units.

Notes

1 ***Oncoming vehicle*** is defined in the dictionary.

2 For this rule, ***give way*** means the driver must slow down and, if necessary, stop to avoid a collision—see the definition in the dictionary.

(2) In this rule—

median turning bay means a marked lane, or the part of a marked lane—

(a) to which a *median turning lane sign* applies; or

(b) where traffic lane arrows applying to the lane indicate that vehicles travelling in opposite directions must turn right.

Note

Marked lane and ***traffic lane arrows*** are defined in the dictionary.

Median turning lane sign



Note for diagram

There is another permitted version of the *median turning lane sign*—see the diagram in Schedule 3.

Example

Giving way in a median turning bay

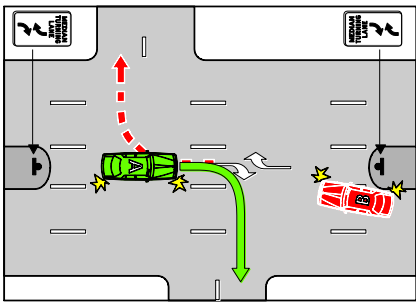

In the example, vehicle B must give way to vehicle A.

87 Giving way when moving from a side or shoulder of the road or a median strip parking area

(1) A driver entering a marked lane, or a line of traffic, from the far left or right side of a road, or from a shoulder of a road, must give way to any vehicle travelling in the lane or line of traffic.

Penalty: 5 penalty units.

Notes

1 ***Line of traffic*** and ***marked lane*** are defined in the dictionary.

2 For subrule (1), ***give way*** means—

(a) if the driver is stopped—remain stationary until it is safe to proceed; or

(b) in any other case—slow down and, if necessary, stop to avoid a collision—see the definition in the dictionary.

(2) However, the driver of a public bus does not have to give way to a vehicle if—

(a) the driver of the vehicle is required to give way to the bus under rule 77; and

(b) it is safe for the bus to enter the lane or line of traffic in which the vehicle is driving.

Notes

1 ***Public bus*** is defined in the dictionary.

2 The bus must display a *give way to buses sign* and the right direction indicator lights of the bus must be operating—see rule 77.

(3) A driver turning from a median strip parking area into a marked lane, or a line of traffic, must give way to any vehicle travelling in the lane or line of traffic.

Penalty: 5 penalty units.

Notes

1 ***Median strip parking area*** is defined in the dictionary.

2 For subrule (3), ***give way*** means the driver must slow down and, if necessary, stop to avoid a collision—see the definition in the dictionary.

(4) In this rule—

road does not include a road related area, but includes any shoulder of the road.

Note

Road related area is defined in rule 13. ***Shoulder*** is defined in rule 12.

Part 8—Traffic signs and road markings

Notes

1 The rules in this Part cover most traffic signs and road markings. However, some traffic signs and road markings are dealt with in other Parts dealing with particular subjects. These include—

Note 1 to Pt 8 amended by S.R. No. 135/2021 rule 31.

- speed-limits (including speed-limits in speed-limited areas and shared zones)—see Part 3;
- U-turns—see Part 4, Division 4;
- traffic lights—see Part 6;
- *stop signs* and *give way signs*—see Part 7, Division 1;
- roundabouts—see Part 9;
- level crossings—see Part 10;
- keeping left and lane signs—see Part 11;
- stopping and parking—see Part 12;
- pedestrians—see Part 14;
- riders of bicycles and electric scooters—see Part 15.

2 Rule 322 deals with the meaning of traffic control devices on a road or in or at an area or place (including an intersection).

3 For a driver, a traffic sign or road marking mentioned in a rule is, unless the contrary intention appears, a sign or marking that applies to the driver. To find out how traffic signs and road markings apply to a driver, see rules 338 to 341.

Division 1—Traffic signs and road markings at intersections and other places

Note

Intersection, ***road marking*** and ***traffic sign*** are defined in the dictionary.

88 Left turn signs

Rule 88(1) amended by S.R. No. 135/2021 rule 32.

(1) If there is a *left turn only sign* at an intersection, a driver must turn left at the intersection.

Penalty: In the case of a bicycle or an electric scooter, 3 penalty units;

In the case of any other vehicle, 5 penalty units.

Note

For the meaning of ***left***, see rule 351(1).

Rule 88(2) amended by S.R. No. 135/2021 rule 32.

(2) If there is a *left lane must turn left sign* at an intersection, a driver who is in the left marked lane when entering the intersection must turn left at the intersection.

Penalty: In the case of a bicycle or an electric scooter, 3 penalty units;

In the case of any other vehicle, 5 penalty units.

Note

Marked lane is defined in the dictionary.

Left turn only sign



Left lane must turn left sign



Note for diagrams

There is another permitted version of each of these signs—see the diagrams in Schedule 3.

89 Right turn signs

(1) If there is a *right turn only sign* at an intersection, a driver must turn right at the intersection.

Rule 89(1) amended by S.R. No. 135/2021 rule 33.

Penalty: In the case of a bicycle or an electric scooter, 3 penalty units;

In the case of any other vehicle, 5 penalty units.

Note

For the meaning of ***right***, see rule 351(2).

(2) If there is a *right lane must turn right sign* at an intersection, a driver who is in the right marked lane when entering the intersection must turn right at the intersection.

Rule 89(2) amended by S.R. No. 135/2021 rule 33.

Penalty: In the case of a bicycle or an electric scooter, 3 penalty units;

In the case of any other vehicle, 5 penalty units.

Marked lane is defined in the dictionary.

(3) In this rule—

turn right does not include make a U-turn.

Note

U-turn is defined in the dictionary.

Right turn only sign



Right lane must turn right sign



Note for diagrams

There are a number of other permitted versions of the *right turn only sign*—see the diagram in Schedule 3.

Rule 90 amended by S.R. No. 135/2021 rule 34.

90 No turns signs

If there is a *no turns sign* at an intersection, a driver must not turn left or right, or make a U-turn, at the intersection.

Penalty: In the case of a bicycle or an electric scooter, 3 penalty units;

In the case of any other vehicle, 5 penalty units.

Note

U-turn is defined in the dictionary.

No turns sign



91 No left turn and no right turn signs

Rule 91(1) amended by S.R. No. 135/2021 rule 35.

(1) If there is a *no left turn sign* at an intersection, or another place on the road, a driver must not turn left at the intersection or place.

Penalty: In the case of a bicycle or an electric scooter, 3 penalty units;

In the case of any other vehicle, 5 penalty units.

(2) If there is a *no right turn sign* at an intersection, or another place on the road, a driver must not turn right or make a U-turn at the intersection or place.

Rule 91(2) amended by S.R. No. 135/2021 rule 35.

Penalty: In the case of a bicycle or an electric scooter, 3 penalty units;

In the case of any other vehicle, 5 penalty units.

No left turn signs

No left turn sign (Standard sign)



No left turn sign (Variable illuminated message sign)



No right turn signs

No right turn sign (Standard sign)



No right turn sign (Variable illuminated message sign)



Note for diagrams

There is another permitted version of the *no left turn sign* (Standard sign) and a number of other permitted versions of the *no right turn signs*—see the diagrams in Schedule 3.

(3) However, a driver may make a U-turn at the intersection or place if there is a *U-turn permitted sign* at the intersection or place.

92 Traffic lane arrows

(1) If a driver is driving in a marked lane at an intersection (except a roundabout) and there are traffic lane arrows applying to the lane, the driver must—

(a) if the arrows indicate a single direction—drive in that direction; or

(b) if the arrows indicate 2 or more directions—drive in one of those directions.

Penalty: 5 penalty units.

Notes

1 ***Marked lane*** and ***traffic lane arrows*** are defined in the dictionary.

2 Part 9 deals with traffic lane arrows at roundabouts.

3 Rule 329 explains when a traffic control device applies to a marked lane.

(2) However, this rule does not apply to a driver if—

(a) the arrows indicate a direction to the right (whether or not they also indicate another direction) at an intersection and the driver is making a U-turn at the intersection; or

(b) a traffic sign indicates that the driver may drive in a direction different to that indicated by the traffic lane arrows; or

(c) the driver is driving in the direction indicated by traffic lane arrows that apply to one or more marked lanes and there is an obstruction in each of those lanes; or

(d) the driver is turning at an intersection in accordance with rule 28(2) or 32(2).

Notes

1 ***Obstruction*** and ***U-turn*** are defined in the dictionary.

2 Rules 40 and 41 deal with making a U-turn at an intersection. The driver must not make a U-turn if there is a *no U-turn sign* at the intersection.

3 Rule 28(2) deals with vehicles 7·5 metres long or longer turning left at an intersection from within the marked lane next to the left lane as well as, or instead of, the left lane on a multi-lane road. Rule 32(2) deals with vehicles 7·5 metres long or longer turning right at an intersection from within the marked lane next to the right lane as well as, or instead of, the right lane on a multi-lane road.

Examples

1 Traffic lane arrows on the surface of marked lanes.

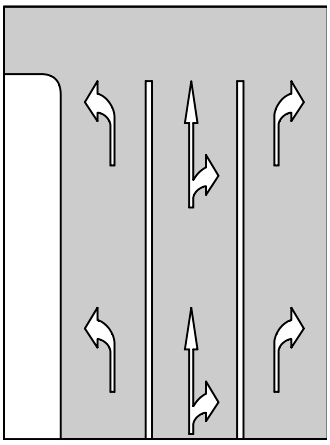

2 Traffic lane arrows on a traffic sign.



(3) The existence of a bicycle storage area in a marked lane does not alter a driver's obligation to comply with this rule.

Note

Bicycle storage area is defined in the dictionary.

Division 2—Traffic signs and road markings generally

93 No overtaking or passing signs

Rule 93(1) amended by S.R. No. 135/2021 rule 36.

(1) A driver must not—

(a) drive past a *no overtaking or passing sign* if any oncoming vehicle is on the bridge or length of road to which the sign applies; or

(b) overtake a vehicle on a bridge or length of road to which a *no overtaking or passing sign* applies.

Penalty: In the case of a bicycle or an electric scooter, 3 penalty units;

In the case of any other vehicle, 10 penalty units.

Note

Oncoming vehicle and ***overtake*** are defined in the dictionary.

(2) A *no overtaking or passing sign* on a road applies to the length of road (including a length of road on a bridge) beginning at the sign and ending—

(a) if information on or with the sign indicates a distance—at that distance past the sign; or

(b) if the sign applies to a bridge—at the end of the bridge; or

(c) at an *end no overtaking or passing sign* on the road.

Note

With is defined in the dictionary.

No overtaking or passing sign



End no overtaking or passing sign



94 No overtaking on bridge signs

Rule 94 amended by S.R. No. 135/2021 rule 37.

A driver on a bridge with a *no overtaking on bridge sign* must not overtake a vehicle between the sign and the far end of the bridge.

Penalty: In the case of a bicycle or an electric scooter, 5 penalty units;

In the case of any other vehicle, 10 penalty units.

Note

Overtake is defined in the dictionary.

No overtaking on bridge sign



95 Emergency stopping lane only signs

(1) A driver must not drive in an emergency stopping lane unless—

(a) the driver needs to drive in the emergency stopping lane to avoid a collision, to stop in the lane, or because the driver's vehicle is disabled; or

(b) information on or with a traffic sign applying to the length of road indicates that a particular class of vehicle may drive in the emergency stopping lane and the driver is driving a vehicle of that class.

Penalty: 10 penalty units.

Notes

1 ***Driver's vehicle*** and ***with*** are defined in the dictionary.

2 Rule 178 deals with stopping in an emergency stopping lane.

Rule 95(2) amended by S.R. No. 153/2019 rule 4(Sch. 1 item 1), substituted by S.R. No. 135/2021 rule 38(1).

(2) This rule does not apply to—

(a) the rider of a bicycle or an electric scooter; or

(b) the driver of a vehicle that is being driven in the emergency stopping lane with written consent of the Secretary.

Notes

Note 1 to rule 95(2) amended by S.R. No. 135/2021 rule 38(2).

1 ***Bicycle*** and ***electric scooter*** are defined in the dictionary.

2 If a *no bicycles sign* applies to the emergency stopping lane, the rider must not ride in the lane—see rule 252.

(3) In these Rules—

emergency stopping lane means a marked lane, or the part of a marked lane, to which an *emergency stopping lane only sign* applies.

Notes

1 ***Marked lane*** is defined in the dictionary.

2 Rule 329 explains when a traffic control device applies to a marked lane.

Emergency stopping lane only sign



Note for diagram

The sign may have an arrow pointing in a different direction—see rule 316(4).

96 Keep clear markings

(1) A driver must not stop on an area of a road marked with a keep clear marking.

Penalty: 3 penalty units.

(2) In this rule—

keep clear marking means the words "keep clear" marked across all or part of a road, with or without continuous lines marked across all or part of the road.

Examples

Example 1

Keep clear marking bounded by line road markings

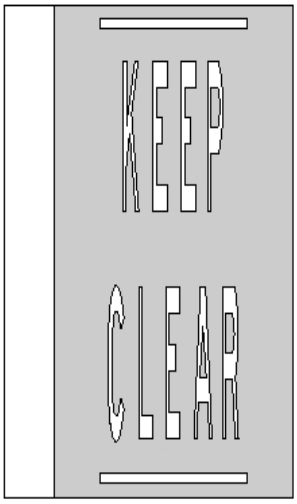

Example 2

Keep clear marking with no line road markings

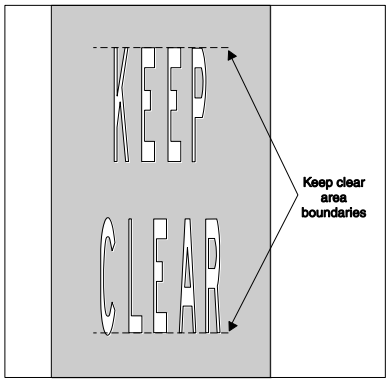

97 Road access signs

(1) A driver must not drive on a length of road to which a *road access sign* applies if information on or with the sign indicates that the driver or the driver's vehicle is not permitted beyond the sign.

Penalty: 3 penalty units.

Note

Driver's vehicle, ***length*** of road and ***with*** are defined in the dictionary.

(2) A *road access sign* on a road applies to the length of road beginning at the sign (including any road into which the length of road merges) and ending—

(a) if the sign is on a freeway—at an *end freeway sign* or *end road access sign* on the road; or

(b) if the sign is not on a freeway—at the nearer of the following—

(i) if the road ends at a T-intersection or dead end—the end of the road;

(ii) an *end road access sign* on the road.

(3) This rule does not apply to the driver of a vehicle which is being driven on the length of road to which a *road access sign* applies with the written consent of the Secretary.

Rule 97(3) amended by S.R. No. 153/2019 rule 4(Sch. 1 item 2).

Example

A *road access sign* on an access ramp to a freeway applies to the access ramp and the freeway into which the access ramp merges.

Notes

1 ***Freeway*** is defined in rule 177. ***T-intersection*** is defined in the dictionary.

2 Rule 229 applies the *road access sign* to pedestrians.

Road access sign



End freeway sign



End road access sign



Notes for diagrams

1 There is another permitted version of the *road access sign* and the *end freeway sign*—see the diagrams in Schedule 3.

2 A *road access sign* may indicate that it applies to different or additional vehicles or persons—see rule 316(4).

98 One-way signs

Rule 98(1) amended by S.R. No. 135/2021 rule 39(1).

(1) A driver must not drive on a length of road to which a *one-way sign* applies except in the direction indicated by the arrow on the sign.

Penalty: In the case of a bicycle or an electric scooter, 3 penalty units;

In the case of any other vehicle, 10 penalty units.

Note

Length of road is defined in the dictionary.

(2) A *one-way sign* on a road applies to the length of road beginning at the sign and ending at the nearer of the following—

(a) a *two-way sign* on the road;

(b) a *keep left sign* on the road;

(c) another sign or road marking on the road that indicates that the road is a two-way road;

(d) if the road ends at a T-intersection—the end of the road.

Notes

1 ***Road marking***, ***T-intersection*** and ***two-way road*** are defined in the dictionary.

2 There is a diagram of a *keep left sign* in rule 99.

(3) This rule does not apply to the rider of a motor bike that is a postal vehicle, the rider of a bicycle, the rider of an electric scooter or the rider of an animal if the rider—

Rule 98(3) amended by S.R. No. 135/2021 rule 39(2).

(a) is riding on a bicycle path, footpath, nature strip, separated footpath or shared path adjacent to the length of road; and

(b) is permitted to ride on the bicycle path, footpath, nature strip, separated footpath or shared path under these Rules.

Note

Note to rule 98(3) amended by S.R. No. 135/2021 rule 39(3).

Bicycle, ***electric scooter***, ***footpath***, ***motor bike***, ***nature strip*** and ***postal vehicle*** are defined in the dictionary. ***Bicycle path*** and ***separated footpath*** are defined in rule 239 and ***shared path*** is defined in rule 242.

One-way sign



Two-way sign



Notes for diagrams

1 There is another permitted version of the *one-way sign* and another permitted version of the *two-way sign*—see the diagrams in Schedule 3.

2 A *one-way sign* may have an arrow pointing in a different direction—see rule 316(4).

99 Keep left and keep right signs

(1) A driver driving past a *keep left sign* must drive to the left of the sign.

Penalty: 3 penalty units.

(2) A driver driving past a *keep right sign* must drive to the right of the sign.

Penalty: 3 penalty units.

Rule 99(3) amended by S.R. No. 135/2021 rule 40(1).

(3) This rule does not apply to the rider of a motor bike that is a postal vehicle, the rider of a bicycle, the rider of an electric scooter or the rider of an animal if the rider—

(a) is riding on a bicycle path, footpath, nature strip, separated footpath or shared path; and

(b) is permitted to ride on the bicycle path, footpath, nature strip, separated footpath or shared path under these Rules.

Note to rule 99(3) amended by S.R. No. 135/2021 rule 40(2).

Note

Bicycle, ***electric scooter***, ***footpath***, ***motor bike***, ***nature strip*** and ***postal vehicle*** are defined in the dictionary. ***Bicycle path*** and ***separated footpath*** are defined in rule 239 and ***shared path*** is defined in rule 242.

Keep left sign



Keep right sign



Note for diagrams

There is another permitted version of the *keep right sign*—see the diagram in Schedule 3.

100 No entry signs

Rule 100 amended by S.R. No. 135/2021 rule 41.

A driver must not drive past a *no entry sign*.

Penalty: In the case of a bicycle or an electric scooter, 3 penalty units;

In the case of any other vehicle, 10 penalty units.

No entry sign



Note for diagram

There are a number of other permitted versions of this sign—see the diagrams in Schedule 3.

101 Hand-held stop signs

(1) A driver approaching a *hand-held stop sign* must stop before reaching the sign.

Rule 101(1) amended by S.R. No. 135/2021 rule 42.

Penalty: In the case of a bicycle or an electric scooter, 5 penalty units;

In the case of any other vehicle, 10 penalty units.

(2) The driver must not proceed until the holder of the sign—

Rule 101(2) amended by S.R. No. 135/2021 rule 42.

(a) no longer displays the sign towards the driver; or

(b) otherwise indicates that the driver may proceed.

Penalty: In the case of a bicycle or an electric scooter, 5 penalty units;

In the case of any other vehicle, 10 penalty units.

(3) This rule does not apply to a driver approaching or at a *hand-held stop sign* at a children's crossing.

Note

Rule 80 defines ***children's crossing***, and deals with *hand-held stop signs* at children's crossings.

Hand-held stop signs



101A Safety ramp and arrester bed signs

Rule 101A(1) amended by S.R. No. 135/2021 rule 43.

(1) A driver must not drive on a safety ramp or arrester bed unless—

(a) it is necessary for the driver to do so in the interests of safety; or

(b) the driver is permitted to do so by or under any Act or Regulations under an Act.

Penalty: In the case of a bicycle or an electric scooter, 5 penalty units;

In the case of any other vehicle, 10 penalty units.

(2) In this rule—

arrester bed means an area to which an *arrester bed sign* applies;

safety ramp means an area to which a *safety ramp sign* applies.

Arrester bed sign



Safety ramp sign



Division 3—Signs for trucks, buses and other large vehicles

102 Clearance and low clearance signs

* * * * *

Note

There is no rule 102. See regulation 283 of the Road Safety (Vehicles) Regulations 2021 for provisions dealing with height restrictions.

Note to rule 102 amended by S.R. No. 21/2025 rule 8.

103 Load limit signs

* * * * *

Note

There is no rule 103. See regulation 282 of the Road Safety (Vehicles) Regulations 2021 for provisions dealing with mass and dimension limits.

Note to rule 103 amended by S.R. No. 21/2025 rule 9.

104 No trucks signs

(1) A driver (except the driver of a bus) must not drive past a *no trucks sign* that has information on or with it indicating a mass if the GVM of the driver's vehicle (or, if the driver is driving a combination, any vehicle in the combination) is more than that mass, except as permitted under subrule (4) or (5).

Penalty: 3 penalty units.

Note

Bus, ***combination***, ***driver's vehicle*** and ***with*** are defined in the dictionary. ***GVM*** is defined in the **Road Safety Act 1986**.

(2) A driver (except the driver of a bus) must not drive past a *no trucks sign* that has information on or with it indicating a length if the length of the driver's vehicle (or, if the driver is driving a

combination, the length of the combination) is longer than that length, except as permitted under subrule (4) or (5).

Penalty: 3 penalty units.

(3) The driver of a truck must not drive past a *no trucks sign* that has no information on or with it indicating a mass or length, except as permitted by subrule (4), (5) or (6).

Penalty: 3 penalty units.

Note

Truck is defined in the dictionary.

(4) However, a driver may drive a truck on a road past a *no trucks sign* if the destination of the truck lies beyond that sign for the purposes of loading or unloading goods or equipment and—

(a) there is no other route by which the truck could reach that destination; or

(b) any other route by which the truck could reach that destination would require the truck to pass another *no trucks sign*.

(5) The driver of a truck to whom subrule (1), (2) or (3) applies may pass a *no trucks sign* if—

(a) the sign applies to a particular lane or particular lanes and the driver travels beyond the sign in any other lane; or

(b) the driver is escorted by—

(i) a police officer; or

(ii) a person who is authorised in writing by the Secretary or an authorised officer within the meaning of the Heavy Vehicle National Law (Victoria); or

Rule 104(5)(b)(ii) amended by S.R. No. 153/2019 rule 4(Sch. 1 item 3(a)).

(c) the driver has been issued—

(i) by the Secretary with a class O permit; or

Rule 104(5)(c)(i) amended by S.R. No. 153/2019 rule 4(Sch. 1 item 3(b)).

(ii) by the Regulator with a mass or dimension exemption (permit) or a class 2 heavy vehicle authorisation (permit)—

authorising the vehicle to be on that road at that time.

(6) The driver of a truck may drive past a *no trucks sign* if—

(a) the Secretary has granted an exemption under subrule (7) to the driver or the truck or in respect of the geographic area from the application of this rule; and

Rule 104(6)(a) amended by S.R. No. 153/2019 rule 4(Sch. 1 item 3(b)).

(b) the driver is carrying written evidence of that exemption and produces that evidence to a police officer or authorised person when asked to do so.

(7) The Secretary may by notice in writing exempt from this rule, subject to any conditions the Secretary thinks fit—

Rule 104(7) amended by S.R. No. 153/2019 rule 4(Sch. 1 item 3(b)).

(a) a driver or a class of drivers; or

(b) a truck or a class of trucks; or

(c) a specified geographic area.

No trucks sign



105 Trucks must enter signs

If the driver of a truck drives past a *trucks must enter sign*, the driver must enter the area indicated by information on or with the sign.

Penalty: 10 penalty units.

Note

Truck and ***with*** are defined in the dictionary.

Trucks must enter sign



Note for diagram

There is another permitted version of this sign—see the diagram in Schedule 3.

106 No buses signs

(1) The driver of a bus must not drive past a *no buses sign* that has information on or with it indicating a mass if the GVM of the bus is more than that mass.

Penalty: 3 penalty units.

Note

Bus and ***GVM*** are defined in the **Road Safety Act 1986**. ***With*** is defined in the dictionary.

(2) The driver of a bus must not drive past a *no buses sign* that has information on or with it indicating a length if the bus is longer than that length.

Penalty: 3 penalty units.

(3) The driver of a bus must not drive past a *no buses sign* that has no information on or with it indicating a mass or length.

Penalty: 3 penalty units.

No buses sign



107 Buses must enter signs

If the driver of a bus drives past a *buses must enter sign*, the driver must enter the area indicated by information on or with the sign.

Penalty: 10 penalty units.

Note

Bus is defined in the **Road Safety Act 1986**. ***With*** is defined in the dictionary.

Buses must enter sign



Note for diagram

There is another permitted version of this sign—see the diagram in Schedule 3.

108 Trucks and buses low gear signs

(1) If the driver of a truck or bus is driving on a length of road to which a *trucks and buses low gear sign* applies, the driver must drive the truck or bus in a gear that is low enough to limit the

speed of the truck or bus without the use of a primary brake.

Penalty: 3 penalty units.

Note

Length of road and ***truck*** are defined in the dictionary.
Bus is defined in the **Road Safety Act 1986**.

(2) Subrule (1) does not apply to the driver of a bus if information on or with the sign indicates that it applies only to trucks.

Note

With is defined in the dictionary.

(3) A *trucks and buses low gear sign* on a road applies to the length of road beginning at the sign and ending—

(a) if information on or with the sign indicates a distance—at that distance on the road from the sign; or

(b) in any other case—at an *end truck and bus low gear sign* on the road.

(4) In this rule—

primary brake means the footbrake, or other brake, fitted to a truck or bus that is normally used to slow or stop the vehicle.

Trucks and buses low gear sign



End truck and bus low gear sign



Part 9—Roundabouts

109 What is a roundabout

A ***roundabout*** is an intersection—

(a) with either—

(i) one or more marked lanes, all of which are for the use of vehicles travelling in the same direction around a central traffic island; or

(ii) room for one or more lines of traffic travelling in the same direction around a central traffic island; and

(b) with or without a *roundabout sign* at each entrance.

Notes

1 ***Intersection***, ***marked lane***, ***traffic*** and ***traffic island*** are defined in the dictionary.

2 Rule 322(3) and (4) deal with the meaning of a traffic sign at a place.

Roundabout sign



110 Meaning of halfway around a roundabout

A driver leaves a roundabout ***halfway around*** the roundabout if the driver leaves the roundabout on a road that is straight ahead, or substantially straight ahead, from the road on which the driver enters the roundabout.

111 Entering a roundabout from a multi-lane road or a road with 2 or more lines of traffic travelling in the same direction

Rule 111(1) amended by S.R. No. 135/2021 rule 44(1).

(1) A driver entering a roundabout from a multi-lane road, or a road with room for 2 or more lines of traffic (other than motor bikes, bicycles, electric scooters, or animals) travelling in the same direction as the driver, must enter the roundabout in accordance with this rule.

Penalty: 3 penalty units.

Note

Multi-lane road is defined in the dictionary.

(2) If the driver is to leave the roundabout less than halfway around it, the driver must enter the roundabout from the left marked lane or, if the road is not a multi-lane road, as near as practicable to the left side of the road.

Note

Marked lane is defined in the dictionary.

Example

Example 1

Leaving a roundabout less than halfway around it

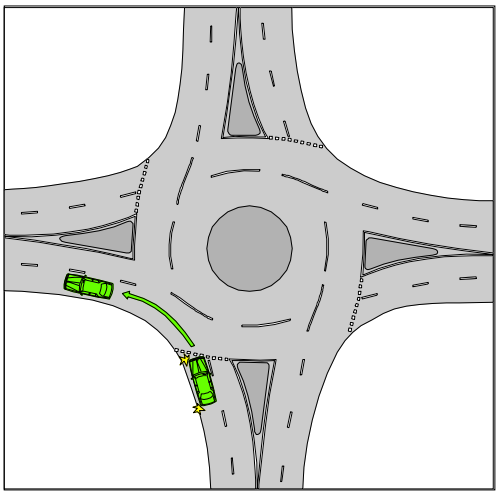

(3) If the driver is to leave the roundabout more than halfway around it, the driver must enter the roundabout from the right marked lane or, if the road is not a multi-lane road, from the left of, parallel to, and as near as practicable to, the dividing line or median strip.

Example

Example 2

Leaving a roundabout more than halfway around it

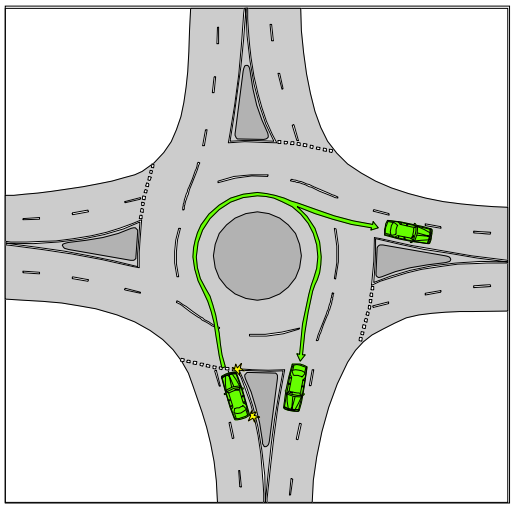

(4) If the driver is to leave the roundabout halfway around it, the driver may enter the roundabout from any marked lane or, if the road is not a multi-lane road, anywhere on the part of the road on which vehicles travelling in the same direction as the driver may travel.

Example

Example 3

Leaving a roundabout halfway around it

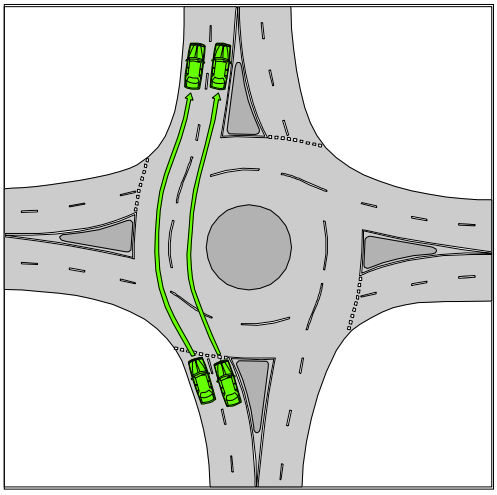

(5) Despite subrules (2) to (4), if the driver is entering the roundabout from a marked lane and there are traffic lane arrows applying to the lane, the driver must—

(a) if the arrows indicate a single direction—drive in that direction after entering the roundabout; or

(b) if the arrows indicate 2 or more directions—drive in one of those directions after entering the roundabout.

Note

Traffic lane arrows is defined in the dictionary.

Examples

Example 4

Roundabout with 3 entry points

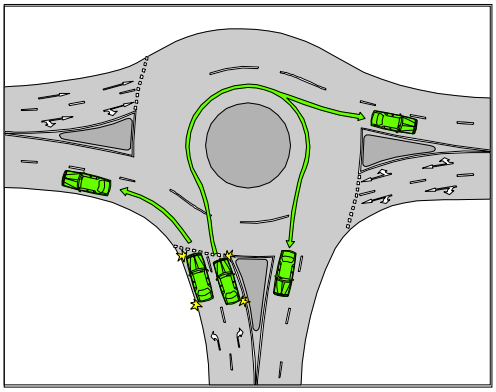

Example 5

Roundabout with 5 entry points

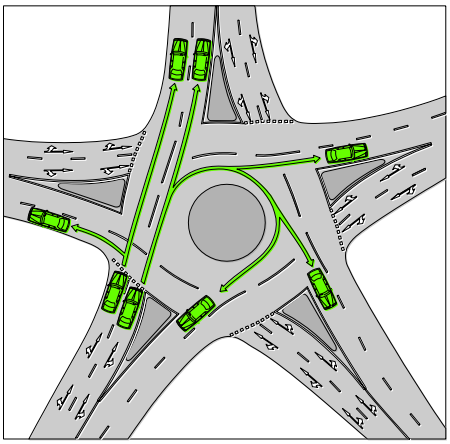

Notes for examples 4 and 5

1 Rule 116 requires a driver to obey traffic lane arrows when driving in or leaving a roundabout.

2 The rules in Part 11 about driving in marked lanes, and moving from one marked lane or line of traffic to another marked lane or line of traffic, apply to a driver driving in a roundabout—see rules 146 to 148.

Rule 111(6) amended by S.R. No. 135/2021 rule 44(2).

(6) Subrule (5) does not apply to the rider of a bicycle, an electric scooter or animal if the rider is to leave the roundabout more than halfway around it.

(7) Despite subrule (2), a driver may approach and enter the roundabout from the marked lane next to the left lane as well as, or instead of, the left lane if—

(a) the driver's vehicle, together with any load or projection, is 7·5 metres long, or longer; and

(b) the vehicle displays a *do not overtake turning vehicle sign*; and

(c) any part of the vehicle is within 50 metres of the nearest point of the roundabout; and

(d) it is not practicable for the driver to leave the roundabout less than halfway around it from within the left lane; and

(e) the driver can safely occupy the next marked lane and can safely leave the roundabout less than halfway around it by occupying the next marked lane, or both lanes.

(8) Despite subrule (3), a driver may approach and enter the roundabout from the marked lane next to the right lane as well as, or instead of, the right lane if—

(a) the driver's vehicle, together with any load or projection, is 7·5 metres long, or longer; and

(b) the vehicle displays a *do not overtake turning vehicle sign*; and

(c) any part of the vehicle is within 50 metres of the nearest point of the roundabout; and

(d) it is not practicable for the driver to leave the roundabout more than halfway around it from within the right lane; and

(e) the driver can safely occupy the next marked lane and can safely leave the roundabout more than halfway around it by occupying the next marked lane, or both lanes.

(9) In this rule—

left lane means—

(a) the marked lane nearest to the far left side of the road; or

(b) if there is an obstruction (for example, a parked car or roadworks) in that marked lane—the marked lane nearest to that marked lane that is not obstructed;

marked lane, for a driver, does not include a special purpose lane in which the driver is not permitted to drive;

right lane means—

(a) the marked lane nearest to the dividing line or median strip on the road; or

(b) if there is an obstruction (for example, a parked car or roadworks) in that marked lane—the marked lane nearest to that marked lane that is not obstructed.

112 Giving a left change of direction signal when entering a roundabout

(1) This rule applies to a driver entering a roundabout if—

(a) the driver is to leave the roundabout at the first exit after entering the roundabout; and

(b) the exit is less than halfway around the roundabout.

(2) Before entering the roundabout, the driver must give a left change of direction signal for long enough to give sufficient warning to other drivers and pedestrians.

Penalty: 3 penalty units.

Note

Left change of direction signal is defined in the dictionary.

(3) The driver must continue to give the change of direction signal until the driver has left the roundabout.

Penalty: 3 penalty units.

(4) This rule does not apply to a driver if the driver's vehicle is not fitted with direction indicator lights.

Note

Driver's vehicle is defined in the dictionary.

113 Giving a right change of direction signal when entering a roundabout

(1) This rule applies to a driver entering a roundabout if the driver is to leave the roundabout more than halfway around it.

(2) Before entering the roundabout, the driver must give a right change of direction signal for long enough to give sufficient warning to other drivers and pedestrians.

Penalty: 3 penalty units.

Note

Right change of direction signal is defined in the dictionary.

(3) The driver must continue to give the change of direction signal while the driver is driving in the roundabout, unless—

(a) the driver is changing marked lanes, or entering another line of traffic; or

(b) the driver's vehicle is not fitted with direction indicator lights; or

(c) the driver is about to leave the roundabout.

Penalty: 3 penalty units.

Notes

1 ***Driver's vehicle*** and ***marked lane*** are defined in the dictionary.

2 Rule 117 deals with giving change of direction signals before changing marked lanes, or entering another line of traffic, in a roundabout.

3 Rule 118 requires a driver, if practicable, to give a left change of direction signal when leaving a roundabout.

114 Giving way when entering or driving in a roundabout

(1) A driver entering a roundabout must give way to—

(a) any vehicle in the roundabout; and

(b) a tram that is entering or approaching the roundabout.

Penalty: 5 penalty units.

Notes

1 ***Tram*** is defined in the dictionary.

2 For this rule, ***give way*** means the driver must slow down and, if necessary, stop to avoid a collision—see the definition in the dictionary.

(2) A driver driving in a roundabout must give way to a tram that is in, entering or approaching the roundabout.

Penalty: 5 penalty units.

(3) In this rule—

tram includes a bus travelling along tram tracks.

Notes

1 ***Travelling along tram tracks*** is defined in the dictionary.

2 For the give way rules applying to a driver moving from one marked lane or line of traffic to another marked lane or line of traffic, see rule 148.

Rule 115 (Heading) substituted by S.R. No. 87/2018 rule 8(1).

115 Driving in a roundabout

(1) A driver driving in a roundabout must drive—

(a) to the left of the central traffic island in the roundabout; or

(b) if subrule (2) applies to the driver—on the edge of the central traffic island, to the left of the centre of the island; or

Rule 115(1)(c) amended by S.R. No. 87/2018 rule 8(2).

(c) if subrule (3) applies to the driver—over the central traffic island, as near as practicable to the left of the centre of the central traffic island.

Penalty: 5 penalty units.

Note

Traffic island is defined in the dictionary.

(2) This subrule applies to a driver if—

(a) the driver's vehicle is too large to drive in the roundabout without driving on the edge of the central traffic island; and

(b) the driver can safely drive on the edge of the central traffic island.

Note

Driver's vehicle is defined in the dictionary.

(3) This subrule applies to a driver if—

(a) the driver's vehicle is too large to drive in the roundabout without driving over the central traffic island; and

(b) the central traffic island is designed to allow a vehicle of that kind to be driven over it; and

Rule 115(3)(b) amended by S.R. No. 87/2018 rule 8(3).

(c) the driver can safely drive over the central traffic island.

Rule 115(3)(c) inserted by S.R. No. 87/2018 rule 8(4).

116 Obeying traffic lane arrows when driving in or leaving a roundabout

If a driver is driving in a marked lane in a roundabout and there are traffic lane arrows applying to the lane, the driver must—

(a) if the arrows indicate a single direction—drive in or leave the roundabout in that direction; or

(b) if the arrows indicate 2 or more directions—drive in or leave the roundabout in one of those directions.

Penalty: 3 penalty units.

Note

Marked lane and ***traffic lane arrows*** are defined in the dictionary.

117 Giving a change of direction signal when changing marked lanes or lines of traffic in a roundabout

(1) A driver driving in a roundabout must give a left change of direction signal before the driver changes marked lanes to the left, or enters a part of the roundabout where there is room for another line of traffic to the left, in the roundabout, unless

the driver's vehicle is not fitted with direction indicator lights.

Penalty: 3 penalty units.

Note

Driver's vehicle and ***left change of direction signal*** are defined in the dictionary.

(2) A driver driving in a roundabout must give a right change of direction signal before the driver changes marked lanes to the right, or enters a part of the roundabout where there is room for another line of traffic to the right, in the roundabout.

Penalty: 3 penalty units.

Note

Right change of direction signal is defined in the dictionary.

118 Giving a left change of direction signal when leaving a roundabout

(1) If practicable, a driver driving in a roundabout must give a left change of direction signal when leaving the roundabout.

Penalty: 3 penalty units.

Note

Left change of direction signal is defined in the dictionary.

(2) The driver must stop giving the change of direction signal as soon as the driver has left the roundabout.

Penalty: 3 penalty units.

(3) This rule does not apply to a driver if the driver's vehicle is not fitted with direction indicator lights.

Note

Driver's vehicle is defined in the dictionary.

Note for this rule

The rules in Part 11 about driving in marked lanes and moving from one marked lane or line of traffic to another marked lane or line of traffic apply to a driver leaving a roundabout—see rules 146 to 148.

119 Giving way by the rider of a bicycle, an electric scooter or animal to a vehicle leaving a roundabout

Rule 119 (Heading) amended by S.R. No. 135/2021 rule 45(1).

Rule 119 amended by S.R. No. 135/2021 rule 45(2).

The rider of a bicycle, an electric scooter or animal who is riding in the far left marked lane of a roundabout with 2 or more marked lanes, or the far left line of traffic in a roundabout with room for 2 or more lines of traffic (other than motor bikes, bicycles, electric scooters or animals), must give way to any vehicle leaving the roundabout.

Penalty: 3 penalty units.

Notes

Note 1 to rule 119 amended by S.R. No. 135/2021 rule 45(3).

1 ***Bicycle***, ***electric scooter*** and ***marked lane*** are defined in the dictionary, and ***vehicle*** is defined in rule 15.

2 For this rule, ***give way*** means the rider must slow down and, if necessary, stop to avoid a collision—see the definition in the dictionary.

Part 10—Level crossings

120 What is a level crossing

(1) A ***level crossing*** is—

(a) an area where a road and a railway meet at substantially the same level, whether or not there is a *level crossing sign* on the road at all or any of the entrances to the area; or

(b) an area where a road and tram tracks meet at substantially the same level and that has a *level crossing sign* on the road at each entrance to the area.

Note

Tram tracks is defined in the dictionary.

(2) In this rule—

road does not include a road related area.

Note

Road related area is defined in rule 13.

(3) For the avoidance of doubt, a reference to a level crossing includes a reference to any area adjacent to the crossing that is denoted by painted cross-hatched road markings.

Level crossing signs



121 Stopping and giving way at a stop sign at a level crossing

A driver at a level crossing with a *stop sign* must—

(a) stop as near as practicable to, but before reaching, the stop line or, if there is no stop line, as near as practicable to, but before reaching, the *stop sign*; and

(b) give way to any train or tram on, approaching or entering the crossing.

Penalty: 20 penalty units.

Notes

1 ***Approaching***, ***enter***, ***stop line*** and ***tram*** are defined in the dictionary.

2 For this rule, ***give way*** means the driver must remain stationary until it is safe for the driver to proceed—see the definition in the dictionary.

Stop sign



122 Giving way at a give way sign or give way line at a level crossing

A driver at a level crossing with a *give way sign* or give way line must give way to any train or tram on, approaching or entering the crossing.

Penalty: 20 penalty units.

Notes

1 ***Approaching***, ***enter***, ***give way line*** and ***tram*** are defined in the dictionary.

2 For this rule, ***give way*** means the driver must slow down and, if necessary, stop to avoid a collision—see the definition in the dictionary.

Give way sign



123 Entering a level crossing when a train or tram is approaching etc.

A driver must not enter a level crossing if—

(a) warning lights (for example, twin red lights or rotating red lights) are operating or warning bells are ringing; or

(b) a gate, boom or barrier at the crossing is closed or is opening or closing; or

(c) a train or tram is on or entering the crossing; or

(d) a train or tram approaching the crossing can be seen from the crossing, or is sounding a warning, and there would be a danger of a collision with the train or tram if the driver entered the crossing; or

(e) the driver cannot drive through the crossing because the crossing, or a road beyond the crossing, is blocked.

Penalty: In the case of a natural person, 20 penalty units;

In the case of a body corporate, 120 penalty units.

Examples for paragraph (e)

The crossing, or a road beyond the crossing, may be blocked by congested traffic, a disabled vehicle, a collision between vehicles or between a vehicle and a pedestrian, or by stock on the road.

Notes

1 A body corporate may be guilty of the offence by force of section 84BC of the **Road Safety Act 1986**.

2 ***Approaching***, ***enter***, ***tram*** and ***twin red lights*** are defined in the dictionary.

124 Leaving a level crossing

A driver who enters a level crossing must leave the level crossing as soon as the driver can do so safely.

Penalty: 20 penalty units.

Note

Enter is defined in the dictionary.

Part 11—Keeping left, overtaking and other driving rules

Division 1—General

125 Unreasonably obstructing drivers or pedestrians

(1) A driver must not unreasonably obstruct the path of another driver or a pedestrian.

Penalty: 2 penalty units.

Note

Driver includes a person in control of a vehicle—see the definition of ***drive*** in the dictionary.

(2) For this rule, a driver does not unreasonably obstruct the path of another driver or a pedestrian only because—

(a) the driver is stopped in traffic; or

(b) the driver is driving more slowly than other vehicles (unless the driver is driving abnormally slow in the circumstances).

Example of a driver driving abnormally slow

A driver driving at a speed of 20 kilometres per hour on a length of road to which a speed-limit of 80 kilometres per hour applies when there is no reason for the driver to drive at that speed on the length of road.

126 Keeping a safe distance behind vehicles

A driver must drive a sufficient distance behind a vehicle travelling in front of the driver so the driver can, if necessary, stop safely to avoid a collision with the vehicle.

Penalty: In the case of a driver of a large vehicle, 10 penalty units;

In any other case, 5 penalty units.

Note

Large vehicle is defined in the dictionary.

Note to rule 126 amended by S.R. No. 111/2021 rule 6.

127 Keeping a minimum distance between long vehicles

(1) The driver of a long vehicle must drive at least the required minimum distance behind another long vehicle travelling in front of the driver, unless the driver is—

(a) driving on a multi-lane road or any length of road in a built-up area; or

(b) overtaking.

Penalty: 10 penalty units.

Note

Built-up area, ***length*** of road, ***multi-lane road*** and ***overtake*** are defined in the dictionary.

(2) In this rule—

long vehicle means a vehicle that, together with any load or projection, is 7·5 metres long, or longer;

Note

Vehicle includes a combination—see rule 15(d).

required minimum distance means—

(a) for a road train that is behind a long vehicle—200 metres; or

(b) for a long vehicle other than a road train that is behind a long vehicle—60 metres;

Rule 127(2) def. of *required minimum distance* amended by S.R. No. 21/2025 rule 10.

Note

A permit issued under the Road Safety (Vehicles) Regulations 2021 or under the Heavy Vehicle National Law (Victoria) for vehicles exceeding mass and dimension limits may specify a longer required minimum distance.

road train means a combination that is a road train as defined in the Heavy Vehicle National Law (Victoria).

Note

Combination is defined in the dictionary.

128 Entering blocked intersections

A driver must not enter an intersection if the driver cannot drive through the intersection because the intersection, or a road beyond the intersection, is blocked.

Penalty: 3 penalty units.

Examples

The intersection, or a road beyond the intersection, may be blocked by congested traffic, a disabled vehicle, a collision between vehicles or between a vehicle and a pedestrian, or by a fallen load on the road.

Note

Enter and ***intersection*** are defined in the dictionary.

128A Entering blocked crossings

(1) A driver must not enter a children's crossing, marked foot crossing or pedestrian crossing if the driver cannot drive through the crossing because the crossing, or a road beyond the crossing, is blocked.

Penalty: 3 penalty units.

Example

The crossing, or a road beyond the crossing, may be blocked by congested traffic, a disabled vehicle, a collision between vehicles or between a vehicle and a pedestrian, or by a fallen load on the road.

Note

Children's crossing, ***driver***, ***enter*** and ***marked foot crossing*** are defined in the dictionary. ***Pedestrian crossing*** is defined in rule 81.

(2) Despite subrule (1), a driver may enter a children's crossing or a pedestrian crossing if—

(a) the crossing is immediately before an intersection that does not have traffic lights; and

(b) the crossing is not blocked; and

(c) before entering the crossing, the driver gives way to any pedestrian on or entering the crossing.

Rule 128A(2)(c) amended by S.R. No. 96/2019 rule 6.

Note

Intersection and ***traffic lights*** are defined in the dictionary. ***Pedestrian*** is defined in rule 18.

(3) Subrule (2) applies despite anything to the contrary in rule 171 or 172.

(4) However, subrule (3) does not permit a driver to park a vehicle contrary to rule 171 or 172.

Division 2—Keeping to the left

129 Keeping to the far left side of a road

(1) A driver on a road (except a multi-lane road) must drive as near as practicable to the far left side of the road.

Penalty: 3 penalty units.

Note

Multi-lane road is defined in the dictionary.

(2) This rule does not apply to the rider of a motor bike.

Note

Motor bike is defined in the dictionary.

(3) In this rule—

road does not include a road related area.

Note

Road related area includes the shoulder of a road—see rule 13.

130 Keeping to the left on a multi-lane road

(1) This rule applies to a driver driving on a multi-lane road if—

(a) the speed-limit applying to the driver for the length of road where the driver is driving is over 80 kilometres per hour; or

(b) a *keep left unless overtaking sign* applies to the length of road where the driver is driving.

Notes

1 ***Length*** of road and ***multi-lane road*** are defined in the dictionary.

2 Part 3 deals with speed-limits.

(2) The driver must not drive in the right lane unless—

(a) the driver is turning right, or making a U-turn from the centre of the road, and is giving a right change of direction signal; or

(b) the driver is overtaking; or

(c) a *left lane must turn left sign* or left traffic lane arrows apply to any other lane and the driver is not turning left; or

(d) the driver is required to drive in the right lane under rule 159; or

(e) the driver is avoiding an obstruction; or

(f) the traffic in each other lane is congested; or

(g) the traffic in every lane is congested; or

(h) the right lane is a special purpose lane in which the driver, under another provision of these Rules, is permitted to drive; or

(i) there are only 2 marked lanes and the left lane is a slow vehicle turn out lane.

Penalty: 3 penalty units.

Notes

1 ***Centre of the road***, ***left traffic lane arrows***, ***obstruction***, ***overtake***, ***right change of direction signal***, ***traffic*** and ***U-turn*** are defined in the dictionary.

2 Rule 159 deals with traffic signs that require a particular kind of vehicle to drive in the marked lane indicated by the signs.

3 Rule 329 deals with when a traffic control device applies to a marked lane.

(3) A *keep left unless overtaking sign* on a multi-lane road applies to the length of road beginning at the sign and ending at the nearest of the following—

(a) an *end keep left unless overtaking sign* on the road;

(b) a traffic sign or road marking on the road that indicates that the road is no longer a multi-lane road;

(c) if the road ends at a T-intersection or dead end—the end of the road.

Note

Road marking, ***T-intersection*** and ***traffic sign*** are defined in the dictionary.

(4) In this rule—

lane, for a driver, means a marked lane for vehicles travelling in the same direction as the driver, but does not include a special purpose lane in which the driver is not permitted to drive;

Notes

1 ***Marked lane*** and ***special purpose lane*** are defined in the dictionary.

2 Rule 95 deals with driving in emergency stopping lanes, and Division 6 of this Part deals with driving in other special purpose lanes.

slow vehicle turn out lane means a marked lane, or the part of a marked lane, to which a *slow vehicle turn out lane sign* applies.

Note

A slow vehicle turn out lane is designed for slow-moving vehicles to move into to allow faster vehicles to pass in an adjacent marked lane.

Keep left unless overtaking sign



End keep left unless overtaking sign



Slow vehicle turn out lane sign



131 Keeping to the left of oncoming vehicles

(1) A driver must drive to the left of any oncoming vehicle unless—

(a) the driver is turning right at an intersection; and

(b) the driver is passing an oncoming vehicle turning right at the intersection; and

(c) there is no traffic sign or road marking indicating that the driver must pass to the left of the oncoming vehicle.

Penalty: 5 penalty units.

Notes

1 ***Intersection***, ***oncoming vehicle***, ***road marking*** and ***traffic sign*** are defined in the dictionary.

2 Part 4, Division 2 deals with making right turns.

Rule 131(2) amended by S.R. No. 135/2021 rule 46(1).

(2) This rule does not apply to the rider of a motor bike that is a postal vehicle, the rider of a bicycle, the rider of an electric scooter or the rider of an animal if—

(a) the rider is riding on a footpath, nature strip or shared path; and

(b) the rider is permitted to ride on the footpath, nature strip or shared path under these Rules; and

(c) either—

(i) the oncoming vehicle is not on the footpath, nature strip or shared path; or

(ii) the oncoming vehicle is not permitted, under these Rules, to be on the footpath, nature strip or shared path.

Note to rule 131(2) amended by S.R. No. 135/2021 rule 46(2).

Note

Bicycle, ***electric scooter***, ***footpath***, ***motor bike***, ***nature strip*** and ***postal vehicle*** are defined in the dictionary. ***Shared path*** is defined in rule 242.

Examples

Example 1

Driving to the left of an oncoming vehicle

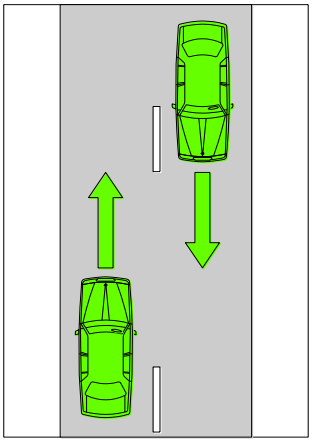

Example 2

Oncoming vehicles turning right passing to the right of each other

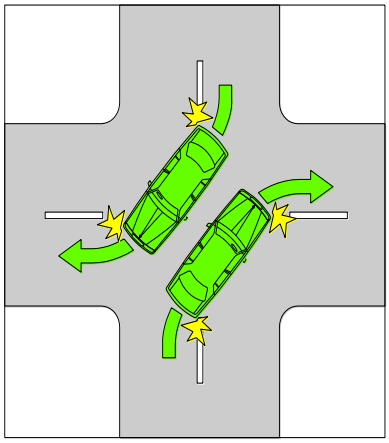

132 Keeping to the left of the centre of a road or the dividing line

Rule 132(1) amended by S.R. Nos 35/2021 rule 5(1), 135/2021 rule 47(1).

(1) A driver on a two-way road without a dividing line or median strip must drive to the left of the centre of the road, except as permitted under rule 133, 139(1) or 144A(2).

Penalty: In the case of a bicycle or an electric scooter, 3 penalty units;

In the case of any other vehicle, 5 penalty units.

Notes

1 ***Centre of the road***, ***dividing line***, ***median strip*** and ***two-way road*** are defined in the dictionary.

2 For the meaning of driving to the ***left*** of something, see rule 351(3).

3 Rule 133 deals with driving to the right of the centre of the road to overtake another vehicle, to enter or leave a road, to move from one part of the road to another, or because of the width or condition of the road. Rule 139(1) deals with driving to the right of the centre of the road to avoid an obstruction.

4 Rule 144A(2) deals with driving to the right of the centre of the road to pass a bicycle or an electric scooter.

Note 4 to rule 132(1) inserted by S.R. No. 35/2021 rule 5(2), amended by S.R. No. 135/2021 rule 47(2).

(2) A driver on a road with a dividing line must drive to the left of the dividing line, except as permitted under rule 134, 139(2) or 144A(2).

Rule 132(2) amended by S.R. Nos 35/2021 rule 5(3), 135/2021 rule 47(1).

Penalty: In the case of a bicycle or an electric scooter, 5 penalty units;

In the case of any other vehicle, 10 penalty units.

Note

Note to rule 132(2) amended by S.R. Nos 35/2021 rule 5(4), 135/2021 rule 47(3).

Rule 134 deals with driving to the right of the dividing line to overtake another vehicle, to enter or leave a road, or to move from one part of the road to another. Rule 139(2) deals with driving to the right of the dividing line to avoid an obstruction. Rule 144A(2) deals with driving to the right of the dividing line to pass a bicycle or an electric scooter.

The effect of this subrule, in relation to continuous dividing lines, is as follows—

- in the case of a dividing line that is only a single continuous dividing line, or that is a broken dividing line to the right of a single continuous dividing line, a driver may only drive to the right of such a line in the circumstances set out in rules 134(3) and 139(2) (as supplemented by rule 139(3));
- in the case of a dividing line that is a single continuous dividing line to the right of a broken dividing line, a driver may only drive to the right of such a line in the circumstances set out in rules 134(2) and (3) and 139(2);
- in the case of a dividing line that is 2 parallel continuous dividing lines, a driver may only drive to the right of such a line in the circumstances set out in rule 139(2) (as supplemented by rule 139(3)).

Rule 132(2A) amended by S.R. No. 135/2021 rule 47(1).

(2A) A driver on a road with a single continuous dividing line, a single continuous dividing line to the left of a broken dividing line or 2 parallel continuous dividing lines must not drive across the dividing lines to perform a U-turn.

Penalty: In the case of a bicycle or an electric scooter, 5 penalty units;

In the case of any other vehicle, 10 penalty units.

Examples

Example 1	Example 2	Example 3
Driving across a single continuous dividing line to make a U-turn is **not** permitted	Driving across a single continuous dividing line to the left of a broken dividing line to make a U-turn is **not** permitted	Driving across 2 parallel continuous dividing lines to make a U-turn is **not** permitted
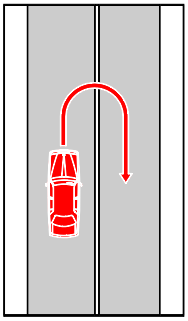	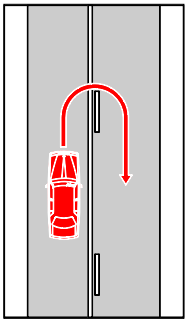	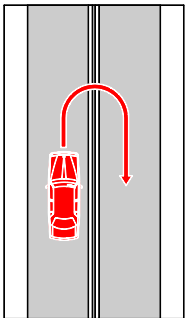

Rule 132(3) amended by S.R. No. 35/2021 rule 5(5).

(3) This rule, and rules 133, 134, 139(1) and (2) and 144A(2), apply to a service road to which a *two-way sign* applies as if it were a separate road, but do not apply to any other service road.

Notes

1 ***Service road*** is defined in the dictionary.

2 Rule 136 deals with driving on a service road without a *two-way sign*.

(4) In this rule—

road does not include a footpath, nature strip, bicycle path, separated footpath or shared path.

Note

Footpath and ***nature strip*** are defined in the dictionary. ***Bicycle path*** and ***separated footpath*** are defined in rule 239 and ***shared path*** is defined in rule 242.

Two-way sign



Note for diagram

There is another permitted version of the *two-way sign*—see the diagram in Schedule 3.

Examples for subrule (2)

Example 1

Driving to the left of a single continuous dividing line only

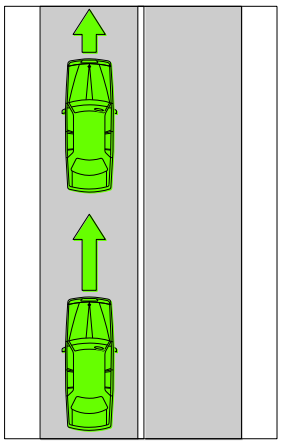

Example 2

Driving to the left of a single continuous dividing line to the left of a broken dividing line

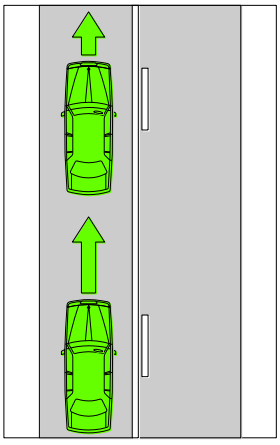

Example 3

Driving to the left of
2 parallel continuous dividing lines

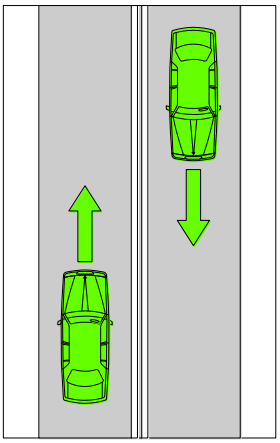

133 Exceptions to keeping to the left of the centre of a road

(1) This rule applies to a driver on a two-way road without a dividing line or median strip.

Note

Dividing line, ***median strip*** and ***two-way road*** are defined in the dictionary.

(2) The driver may drive to the right of the centre of the road—

(a) to overtake another driver; or

(b) to enter or leave the road; or

(c) to enter a part of the road of one kind from a part of the road of another kind (for example, moving to or from a service road or emergency stopping lane).

Note

Centre of the road, ***overtake*** and ***service road*** are defined in the dictionary. ***Emergency stopping lane*** is defined in rule 95.

(3) The driver may also drive to the right of the centre of the road if—

(a) because of the width or condition of the road, it is not practicable to drive to the left of the centre of the road; and

(b) the driver can do so safely.

134 Exceptions to keeping to the left of a dividing line

(1) This rule applies to a driver on a road with a dividing line.

Note

Dividing line is defined the dictionary.

(2) If the dividing line is a single broken dividing line only, or a broken dividing line to the left of a single continuous dividing line, or 2 parallel broken dividing lines, the driver may drive to the right of the dividing line—

(a) to overtake another driver; or

(b) to perform a U-turn, unless another rule would prohibit the driver performing the U-turn.

Notes

1 ***Overtake*** and ***U-turn*** are defined in the dictionary.

2 A driver must not overtake another driver unless the driver has a clear view of any approaching traffic, and it is safe to overtake the other driver—see rule 140.

(3) If the dividing line is a single continuous or broken dividing line, or a broken dividing line to the left or right of a single continuous dividing line, or 2 parallel broken dividing lines, the driver may drive to the right of the dividing line—

(a) to enter or leave the road; or

(b) to enter a part of the road of one kind from a part of the road of another kind (for example, moving to or from a service road or emergency stopping lane); or

(c) to park in angle parking on the opposite side of the road provided that the driver does not need to perform a U-turn to reach the parking area.

Note

Angle parking, ***parking area***, ***service road*** and ***U-turn*** are defined in the dictionary. ***Emergency stopping lane*** is defined in rule 95.

Examples

Example 1

Driving to the right of the centre of the road permitted—overtaking on a road with a broken dividing line only

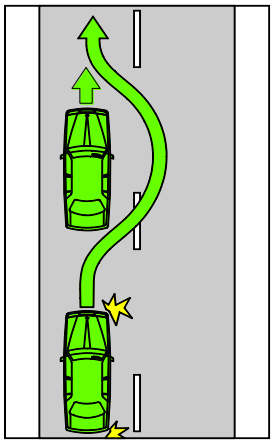

Example 2

Driving to the right of the centre of the road permitted—overtaking on a road with a broken dividing line to the left of a single continuous dividing line

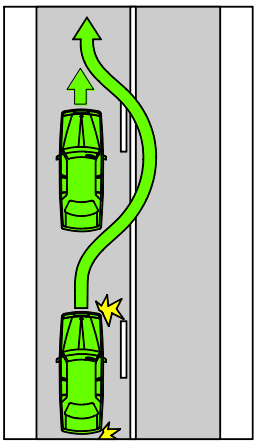

Example 3

Driving across a single continuous dividing line is permitted to enter or leave the road

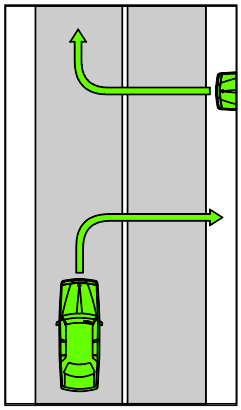

Example 4

Driving across a single continuous dividing line is permitted to leave the road to enter a road related area

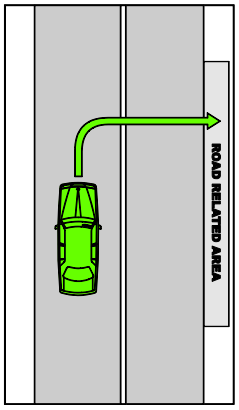

Example 5

Driving across a single continuous dividing line to the left of a broken dividing line is permitted to enter or leave the road

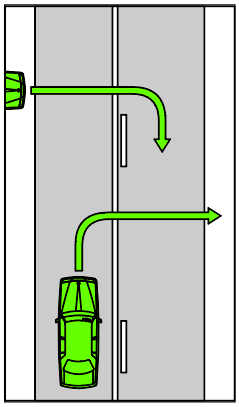

Example 6

Driving to the right of the centre of the road **not** permitted—overtaking on a road with a single continuous dividing line only

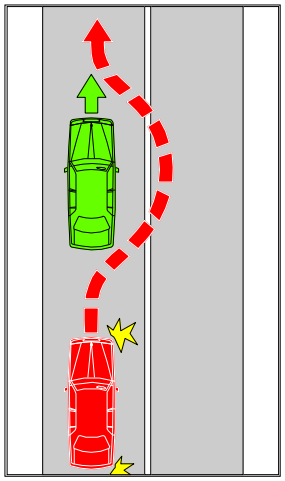

Example 7

Driving to the right of the centre of the road **not** permitted—overtaking on a road with a single continuous dividing line to the left of a broken dividing line

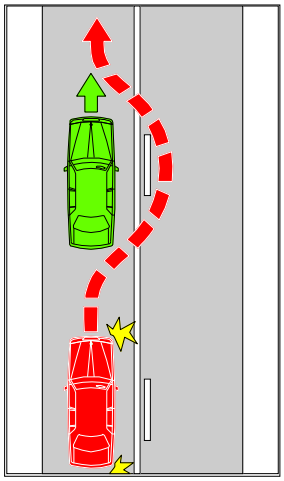

Example 8

Driving to the right of the centre of the road not permitted—overtaking on a road with 2 parallel continuous dividing lines

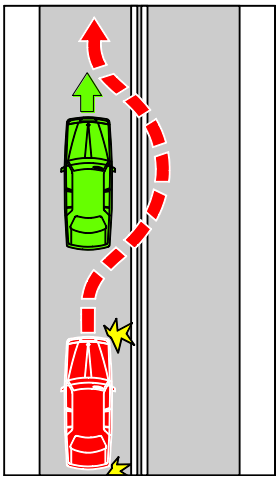

135 Keeping to the left of a median strip

(1) A driver on a road with a median strip must drive to the left of the median strip, unless the driver is—

(a) entering or driving in a median strip parking area; or

(b) required to drive to the right of the median strip by a *keep right sign*.

Penalty: 10 penalty units.

Notes

1 ***Median strip*** and ***median strip parking area*** are defined in the dictionary.

2 For the meaning of driving to the ***left*** of something, see rule 351(3).

Keep right sign



Note for diagram

There is another permitted version of the *keep right sign*—see the diagram in Schedule 3.

(2) In this rule—

median strip does not include a painted island.

Notes

1 ***Painted island*** is defined in the dictionary.

2 Rule 138 deals with keeping off painted islands.

136 Driving on a one-way service road

A driver on the part of the road that is a service road (except a service road to which a *two-way sign* applies) must drive in the same direction as a vehicle travelling on the part of the road closest to the service road is required to travel.

Penalty: 5 penalty units.

Note

Service road is defined in the dictionary.

Two-way sign



Note for diagram

There is another permitted version of the *two-way sign*—see the diagram in Schedule 3.

137 Keeping off a dividing strip

Rule 137(1) amended by S.R. No. 35/2021 rule 6(1).

(1) A driver must not drive on a dividing strip, except as permitted under this rule, rule 139(4) or 144A(2).

Penalty: 3 penalty units.

Notes

1 ***Dividing strip*** is defined in the dictionary.

2 Rule 139 deals with avoiding obstructions on a road.

Note 3 to rule 137(1) inserted by S.R. No. 35/2021 rule 6(2), amended by S.R. No. 135/2021 rule 48.

3 Rule 144A(2) deals with driving on a dividing strip that is at the same level as the road to pass a bicycle or an electric scooter.

(2) A driver may drive on a dividing strip that is at the same level as the road, and marked at each side by a continuous line—

(a) to enter or leave the road; or

(b) to enter or leave an area on the dividing strip to which a parking control sign applies if the driver is permitted to park in the area.

Notes

1 ***Parking control sign*** is defined in the dictionary.

2 Part 12 deals with restrictions on stopping and parking.

(2A) For the purposes of subrule (2), a dividing strip is to be treated as being at the same level as the road even if it contains one or more raised pavement bars or markers.

(3) In this rule—

dividing strip does not include a painted island.

Notes

1 ***Painted island*** is defined in the dictionary.

2 Rule 138 deals with keeping off painted islands.

138 Keeping off a painted island

(1) A driver must not drive on or over a single continuous line, or 2 parallel continuous lines, along a side of or surrounding a painted island, except as permitted under this rule, rule 139(4) or 144A(2).

Rule 138(1) amended by S.R. Nos 35/2021 rule 7(1), 135/2021 rule 49(1).

Penalty: In the case of a bicycle or an electric scooter, 5 penalty units;

In the case of any other vehicle, 10 penalty units.

Notes

1 ***Painted island*** is defined in the dictionary.

2 Rule 139 deals with avoiding obstructions on a road.

3 Rule 144A(2) deals with driving on or over a single continuous line, or 2 parallel continuous lines (other than 2 continuous yellow lines parallel to tram tracks), along a side of or surrounding a painted island to pass a bicycle or an electric scooter.

Note 3 to rule 138(1) inserted by S.R. No. 35/2021 rule 7(2), amended by S.R. No. 135/2021 rule 49(2).

Example

Painted island surrounded by 2 parallel continuous lines.

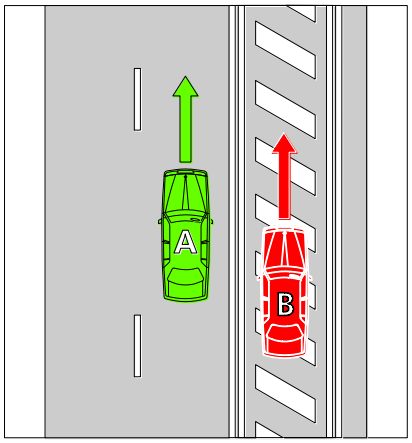

In this example, vehicle B is contravening the rule.

(2) A driver may drive on or over a single continuous line along the side of or surrounding a painted island for up to 50 metres—

(a) to enter or leave the road; or

(b) to enter a turning lane that begins immediately after the painted island; or

(c) to enter a part of the road of one kind from a part of the road of another kind (for example, moving to or from a service road or emergency stopping lane); or

(d) to park in angle parking on the opposite side of the road provided that the driver does not need to perform a U-turn to reach the parking area.

Notes

1 ***Angle parking***, ***parking area***, ***service road***, ***turning lane*** and ***U-turn*** are defined in the dictionary. ***Emergency stopping lane*** is defined in rule 95.

2 Rule 85 deals with the give way rules applying to a driver entering a turning lane from a painted island and rule 197 deals with stopping on painted islands.

3 Subrule (3) excludes certain painted islands from the application of paragraph (a).

(3) Subrule (2)(a) does not apply in the case of a painted island—

(a) that separates a road that takes vehicles in one direction from another road that takes vehicles in the same direction at a place where the roads merge; or

(b) that separates one part of a road from other parts of the road to create a slip lane.

Note

Slip lane is defined in the dictionary.

Examples

Example 1

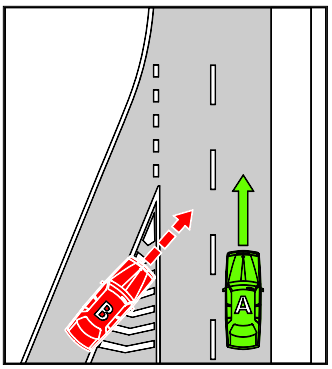

Example 2

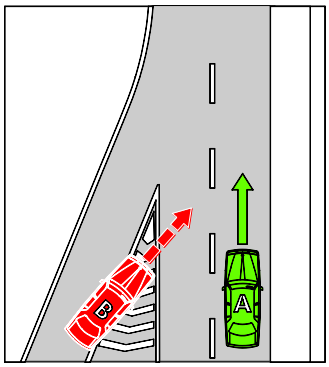

In these examples, vehicle B is contravening the rule.

139 Exceptions for avoiding obstructions on a road

(1) A driver on a two-way road without a dividing line or median strip may drive to the right of the centre of the road to avoid an obstruction if—

(a) the driver has a clear view of any approaching traffic; and

(b) it is necessary and reasonable, in all the circumstances, for the driver to drive to the right of the centre of the road to avoid the obstruction; and

(c) the driver can do so safely.

Note

Approaching, ***centre of the road***, ***dividing line***, ***median strip***, ***obstruction***, ***traffic*** and ***two-way road*** are defined in the dictionary.

(2) A driver on a road with a dividing line may drive to the right of the dividing line to avoid an obstruction if—

(a) the driver has a clear view of any approaching traffic; and

(b) it is necessary and reasonable, in all the circumstances, for the driver to drive to the right of the dividing line to avoid the obstruction; and

(c) the driver can do so safely.

(3) For subrule (2), if the dividing line is a single continuous dividing line to the left of a broken dividing line, a single continuous dividing line only or 2 parallel continuous dividing lines, the hazard in driving to the right of such a dividing line must be taken into account in deciding whether it is reasonable to drive to the right of the dividing line.

(4) A driver may drive on a dividing strip, or on or over a single continuous line, or 2 parallel continuous lines, along a side of or surrounding a painted island, to avoid an obstruction if—

(a) the driver has a clear view of any approaching traffic; and

(b) it is necessary and reasonable to drive on the dividing strip or painted island to avoid the obstruction; and

(c) the driver can do so safely.

Note

Dividing strip and ***painted island*** are defined in the dictionary.

Division 3—Overtaking

140 No overtaking unless safe to do so

A driver must not overtake a vehicle unless—

(a) the driver has a clear view of any approaching traffic; and

(b) the driver can safely overtake the vehicle.

Penalty: 3 penalty units.

Notes

1 ***Approaching***, ***overtake*** and ***traffic*** are defined in the dictionary.

2 A driver is not permitted to overtake another vehicle by crossing a single continuous dividing line only, a single continuous dividing line to the left of a broken dividing line or 2 parallel continuous dividing lines—see rules 132(2) and 134(2).

141 No overtaking etc. to the left of a vehicle

(1) A driver (except the rider of a bicycle or an electric scooter) must not overtake a vehicle to the left of the vehicle unless—

Rule 141(1) amended by S.R. No. 135/2021 rule 50(1).

(a) the driver is driving on a multi-lane road and the vehicle can be safely overtaken in a marked lane to the left of the vehicle; or

(b) the vehicle is turning right, or making a U-turn from the centre of the road, and is giving a right change of direction signal; or

(c) the vehicle is stationary and it is safe to overtake to the left of the vehicle.

Penalty: 5 penalty units.

Note to rule 141(1) amended by S.R. No. 135/2021 rule 50(2).

Note

Bicycle, ***centre of the road***, ***electric scooter***, ***marked lane***, ***multi-lane road***, ***overtake***, ***right change of direction signal*** and ***U-turn*** are defined in the dictionary.

Rule 141(2) amended by S.R. No. 135/2021 rule 50(3).

(2) The rider of a bicycle or an electric scooter must not ride past, or overtake, to the left of a vehicle that is turning left and is giving a left change of direction signal.

Penalty: 3 penalty units.

Note

Left change of direction signal is defined in the dictionary.

(3) In this rule—

turning right does not include making a hook turn;

vehicle does not include a tram, a bus travelling along tram tracks, or any vehicle displaying a *do not overtake turning vehicle sign*.

Notes

1 ***Tram*** and ***travelling along tram tracks*** are defined in the dictionary.

2 Part 4, Division 3 deals with making hook turns.

3 Division 7 of this Part deals with overtaking and passing trams (and buses travelling along tram tracks).

4 Rule 143 deals with overtaking or passing a vehicle displaying a *do not overtake turning vehicle sign*.

(4) This rule does not apply to the rider of a motor cycle engaging in lane filtering in the circumstances set out in rule 151B.

Note

Lane filtering is defined in the dictionary.

142 No overtaking to the right of a vehicle turning right etc.

(1) A driver must not overtake to the right of a vehicle if the vehicle is turning right, or making a U-turn from the centre of the road, and is giving a right change of direction signal.

Penalty: 10 penalty units.

Note

Centre of the road, ***overtake***, ***right change of direction signal*** and ***U-turn*** are defined in the dictionary.

(2) In this rule—

turning right does not include making a hook turn;

vehicle does not include a tram, a bus travelling along tram tracks, or any vehicle displaying a *do not overtake turning vehicle sign*.

Notes

1 ***Tram*** and ***travelling along tram tracks*** are defined in the dictionary.

2 Part 4, Division 3 deals with making hook turns.

3 Division 7 of this Part deals with overtaking and passing trams (and buses travelling along tram tracks).

4 Rule 143 deals with overtaking or passing a vehicle displaying a *do not overtake turning vehicle sign*.

143 Passing or overtaking a vehicle displaying a do not overtake turning vehicle sign

(1) A driver must not drive past, or overtake, to the left of a vehicle displaying a *do not overtake turning vehicle sign* if the vehicle is turning left and is giving a left change of direction signal, unless it is safe to do so.

Penalty: 10 penalty units.

Note

Left change of direction signal and ***overtake*** are defined in the dictionary.

(1A) A driver must not drive past, or overtake, to the left of a vehicle displaying a *do not overtake turning vehicle sign* unless—

(a) the driver is driving on a multi-lane road and the vehicle can be safely overtaken in a marked lane to the left of the vehicle; or

(b) the vehicle is turning right, or making a U-turn from the centre of the road, and is giving a right change of direction signal and it is safe to overtake to the left of the vehicle; or

(c) the vehicle is stationary and it is safe to overtake to the left of the vehicle.

Penalty: 10 penalty units.

Note

Centre of the road, ***marked lane***, ***multi-lane road***, ***overtake***, ***right change of direction signal*** and ***U-turn*** are defined in the dictionary.

(2) A driver must not drive past, or overtake, to the right of a vehicle displaying a *do not overtake turning vehicle sign* if the vehicle is turning right, or making a U-turn from the centre of the road, and is giving a right change of direction signal, unless it is safe to do so.

Penalty: 10 penalty units.

Example

A driver driving on a multi-lane road who is turning right at an intersection to which a *right turn only sign* applies may drive past a vehicle displaying a *do not overtake turning vehicle sign* that is turning right from another marked lane, and giving a right change of direction signal, if it is safe to do so.

(3) In this rule—

turning right does not include making a hook turn.

Note

Part 4, Division 3 deals with making hook turns.

Do not overtake turning vehicle signs





Note for diagrams

These signs are displayed on certain long vehicles.

144 Keeping a safe distance when overtaking

Rule 144 amended by S.R. No. 35/2021 rule 8.

Unless rule 144A applies, a driver overtaking a vehicle—

(a) must pass the vehicle at a sufficient distance to avoid a collision with the vehicle or obstructing the path of the vehicle; and

(b) must not return to the marked lane or line of traffic where the vehicle is travelling until the driver is a sufficient distance past the vehicle to avoid a collision with the vehicle or obstructing the path of the vehicle.

Penalty: 10 penalty units.

Note

Marked lane and ***overtake*** are defined in the dictionary.

Rule 144A (Heading) amended by S.R. No. 135/2021 rule 51(1).

Rule 144A inserted by S.R. No. 35/2021 rule 9.

144A Keeping a sufficient distance when passing to the right side of a bicycle or an electric scooter

(1) A driver of a motor vehicle driving past to the right side of a bicycle must pass the bicycle at a sufficient distance from the bicycle if the bicycle is travelling along a road in the same direction as the driver.

Penalty: 10 penalty units.

Rule 144A(1A) inserted by S.R. No. 135/2021 rule 51(2).

(1A) A driver of a motor vehicle driving past to the right side of an electric scooter must pass the electric scooter at a sufficient distance from the electric scooter if the electric scooter is travelling along a road in the same direction as the driver.

Penalty: 10 penalty units.

Rule 144A(2) amended by S.R. No. 135/2021 rule 51(3).

(2) The driver may, if it is necessary in order to comply with subrule (1) or (1A), do any of the following while passing the bicycle or the electric scooter (as the case may be) but only if the driver can do so safely and has a clear view of any approaching traffic—

(a) if the driver is driving on a two-way road without a dividing line or median strip—drive to the right of the centre of the road;

(b) if the driver is driving on a road with a dividing line—drive to the right of the dividing line;

(c) drive—

(i) on a dividing strip that is at the same level as the road; or

(ii) on or over a single continuous line, or 2 parallel continuous lines (other than 2 continuous yellow lines parallel to tram tracks), along a side of or surrounding a painted island;

(d) if the driver is driving on a multi-lane road—drive so that the driver's vehicle is not completely in a marked lane;

(e) if the driver is driving on a road with 2 or more lines of traffic travelling in the same direction as the driver, but without marked lanes—drive so that the driver's vehicle is not completely in a single line of traffic;

(f) if the driver is driving on a multi-lane road—move from one marked lane to another marked lane by crossing a continuous line separating the lanes;

(g) drive in a tram lane.

(3) For the purposes of this rule—

Rule 144A(3) substituted by S.R. No. 135/2021 rule 51(4).

(a) ***sufficient distance from the bicycle*** means—

(i) if, at the time the driver passes the bicycle, the speed-limit applying for the length of road is not more than 60 kilometres per hour—a lateral distance of at least 1 metre between the driver's motor vehicle and the bicycle; or

(ii) if, at the time the driver passes the bicycle, the speed-limit applying for the length of road is more than 60 kilometres per hour—a lateral distance of at least 1·5 metres between the driver's motor vehicle and the bicycle; and

Rule 144A (3)(b) amended by S.R. No. 22/2023 rule 5(1).

(b) ***sufficient distance from the electric scooter*** means if, at the time the driver passes the electric scooter, the speed-limit applying for the length of road is not more than 60 kilometres per hour—a lateral distance of at least 1 metre between the driver's motor vehicle and the electric scooter.

Note to rule 144A (3)(b) amended by S.R. No. 22/2023 rule 5(2).

Note

A rider of an electric scooter must not ride on a road on which the speed-limit is greater than 60 kilometres per hour—see rule 262D.

(4) For the purposes of subrule (3), the lateral distance is measured between—

(a) the outermost part of—

(i) the left side of the driver's motor vehicle; or

(ii) the left side of any vehicle being towed by the driver's motor vehicle; or

(iii) if there is a projection from the driver's motor vehicle (whether or not attached to the motor vehicle), the left side of the projection; and

(b) the outermost part of the following, whichever is the closest to the driver's motor vehicle, a vehicle being towed by the driver's motor vehicle or any projection from the driver's motor vehicle (as the case may be)—

Rule 144A (4)(b)(i) amended by S.R. No. 135/2021 rule 51(5).

(i) the right side of the bicycle or the electric scooter;

(ii) the right side of any bicycle trailer towed by the bicycle;

(ii) the right side of any rider or any passenger in or on a bicycle trailer towed by the bicycle.

Notes

1 ***Bicycle***, ***dividing line***, ***dividing strip***, ***electric scooter***, ***line of traffic***, ***marked lane***, ***median strip*** and ***multi-lane road*** are defined in the dictionary. ***Tram lane*** is defined in rule 155. ***Motor vehicle*** is defined in the **Road Safety Act 1986**.

Note 1 to rule 144A amended by S.R. No. 135/2021 rule 51(6)(a).

2 A rider of a motor cycle riding past to the right side of a bicycle or an electric scooter is not permitted to engage in lane filtering if the rider is unable to comply with this rule—see rule 151B(1).

Note 2 to rule 144A amended by S.R. No. 135/2021 rule 51(6)(b).

3 A driver must keep clear of a tram travelling in a tram lane—see rule 76.

Examples

1 A basket, cargo box or pannier bags attached to the bicycle is considered to be part of the bicycle.

2 A flag or stick attached to the bicycle, whether flexible or inflexible, is not considered to be part of the bicycle.

145 Driver being overtaken not to increase speed

If a driver is overtaking another driver on a two-way road by crossing a dividing line, or crossing to the right of the centre of the road, the other driver must not increase the speed at which the driver is driving until the first driver—

(a) has passed the other driver; and

(b) has returned to the marked lane or line of traffic where the other driver is driving; and

(c) is a sufficient distance in front of the other driver to avoid a collision.

Penalty: 10 penalty units.

Note

Centre of the road, ***dividing line***, ***marked lane***, ***overtake*** and ***two-way road*** are defined in the dictionary.

Division 4—Driving in marked lanes or lines of traffic

146 Driving within a single marked lane or line of traffic

(1) A driver on a multi-lane road must drive so the driver's vehicle is completely in a marked lane, unless the driver is—

(a) entering a part of the road of one kind from a part of the road of another kind (for example, moving to or from a service road or a shoulder of the road); or

(b) entering or leaving the road; or

(c) moving from one marked lane to another marked lane; or

(d) avoiding an obstruction; or

(e) obeying a traffic control device applying to the marked lane; or

(f) permitted to drive in more than one marked lane under another provision of these Rules.

Penalty: 3 penalty units.

Notes to rule 146(1) substituted by S.R. No. 35/2021 rule 10(1).

Notes

1 ***Driver's vehicle***, ***marked lane***, ***multi-lane road***, ***obstruction***, ***service road*** and ***traffic control device*** are defined in the dictionary. ***Shoulder*** is defined in rule 12.

Note 2 to rule 146(1) amended by S.R. No. 135/2021 rule 52.

2 A driver is permitted to drive on a multi-lane road so that the driver's vehicle is not completely in a marked lane to pass a bicycle or an electric scooter—see rule 144A(2).

3 A driver is generally not permitted to move from one marked lane to another marked lane across a continuous line separating the lanes—see rule 147.

4 Rule 148 deals with giving way when moving from one marked lane to another marked lane.

5 An overhead lane control device may require a driver to leave a marked lane—see rule 152.

6 Drivers of certain long vehicles are permitted to use 2 marked lanes when turning at an intersection—see rule 28 (left turns) and rule 32 (right turns).

(2) A driver on a road with 2 or more lines of traffic travelling in the same direction as the driver, but without marked lanes, must drive so the driver's vehicle is completely in a single line of traffic unless—

(a) it is not practicable to drive completely in a single line of traffic; or

(b) the driver is entering a part of the road of one kind from a part of the road of another kind (for example, moving to or from a service road, a shoulder of the road or an emergency stopping lane); or

(c) the driver is entering or leaving the road; or

(d) the driver is moving from one line of traffic to another line of traffic; or

(e) the driver is avoiding an obstruction.

Penalty: 3 penalty units.

Notes

Notes to rule 146(2) substituted by S.R. No. 35/2021 rule 10(2).

1 ***Emergency stopping lane*** is defined in rule 95.

Note 2 to rule 146(2) amended by S.R. No. 135/2021 rule 52.

2 A driver is permitted to drive on a road with 2 or more lines of traffic travelling in the same direction as the driver, but without marked lanes, so that the driver's vehicle is not completely in a single line of traffic to pass a bicycle or an electric scooter—see rule 144A(2).

3 Rule 148 deals with giving way when moving from one line of traffic to another line of traffic.

(3) This rule does not apply to the rider of a motor cycle engaging in lane filtering in the circumstances set out in rule 151B.

Note

Lane filtering is defined in the dictionary.

147 Moving from one marked lane to another marked lane across a continuous line separating the lanes

A driver on a multi-lane road must not move from one marked lane to another marked lane by crossing a continuous line separating the lanes unless—

(a) the driver is avoiding an obstruction; or

(b) the driver is obeying a traffic control device applying to the first marked lane; or

(c) the driver is permitted to drive in both marked lanes under another provision of these Rules; or

(d) either of the marked lanes is a special purpose lane in which the driver is permitted to drive under these Rules and the driver is moving to or from the special purpose lane; or

(e) either of the marked lanes is a special purpose lane during specified times only and the driver—

(i) is moving to or from that lane outside of the times during which it is a special purpose lane; and

(ii) is permitted to drive in that lane outside of the times during which it is a special purpose lane under these Rules; or

(f) the rider of a motor cycle is engaging in lane filtering in the circumstances set out in rule 151B.

Penalty: 3 penalty units.

Notes

Notes to rule 147 substituted by S.R. No. 35/2021 rule 11.

1 ***Lane filtering***, ***marked lane***, ***multi-lane road***, ***obstruction***, ***special purpose lane*** and ***traffic control device*** are defined in the dictionary.

Note 2 to rule 147 amended by S.R. No. 135/2021 rule 53.

2 A driver on a multi-lane road is permitted to drive from one marked lane to another marked lane by crossing a continuous line separating the lanes to pass on the right side of a bicycle or an electric scooter—see rule 144A(2).

3 An overhead lane control device may require a driver to leave a marked lane—see rule 152.

4 Drivers of certain long vehicles are permitted to use 2 marked lanes when turning at an intersection—see rule 28 (left turns) and rule 32 (right turns).

5 Rule 95 deals with driving in emergency stopping lanes, and Division 6 of this Part deals with driving in other special purpose lanes.

148 Giving way when moving from one marked lane or line of traffic to another marked lane or line of traffic

(1) A driver who is moving from one marked lane (whether or not the lane is ending) to another marked lane must give way to any vehicle travelling in the same direction as the driver in the marked lane to which the driver is moving.

Penalty: 5 penalty units.

Notes

1 ***Marked lane*** is defined in the dictionary.

2 For this rule, ***give way*** means the driver must slow down and, if necessary, stop to avoid a collision—see the definition in the dictionary.

Examples

Giving way when moving from one marked lane to another marked lane

Example 1

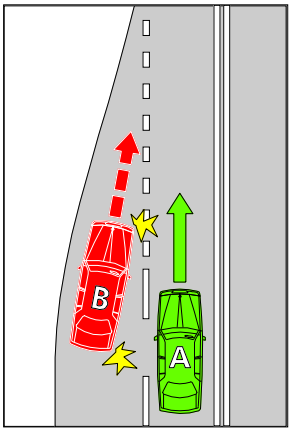

Example 2

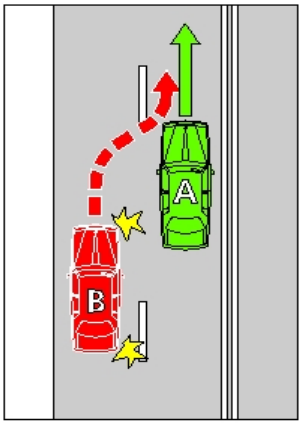

In these examples, vehicle B must give way to vehicle A.

(2) A driver on a road with 2 or more lines of traffic travelling in the same direction as the driver, and who is moving from one line of traffic to another line of traffic, must give way to any vehicle travelling in the same direction as the driver in the line of traffic to which the driver is moving.

Penalty: 5 penalty units.

(3) Subrule (2) does not apply to a driver if the line of traffic in which the driver is driving is merging with the line of traffic to which the driver is moving.

Note

Rule 149 deals with giving way when lines of traffic merge.

Example

Giving way when moving from one line of traffic to another line of traffic when the lines are not merging

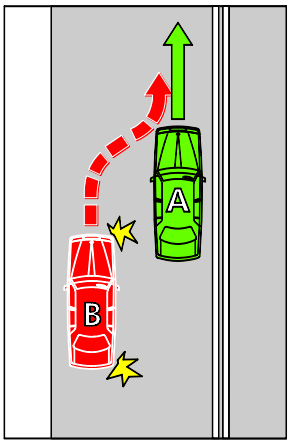

In this example, vehicle B must give way to vehicle A.

148A Giving way when moving within a single marked lane

If a driver diverges to the left or right within a marked lane, the driver must give way to any vehicle that is in the lane.

Penalty: 5 penalty units.

Note

Marked lane is defined in the dictionary.

149 Giving way when lines of traffic merge into a single line of traffic

A driver in a line of traffic that is merging with one or more lines of traffic travelling in the same direction as the driver must give way to a vehicle in another line of traffic if any part of the vehicle is ahead of the driver's vehicle.

Penalty: 5 penalty units.

Notes

1 ***Driver's vehicle*** is defined in the dictionary.

2 For this rule, ***give way*** means the driver must slow down and, if necessary, stop to avoid a collision—see the definition in the dictionary.

Example

Giving way when lines of traffic merge into a single line of traffic

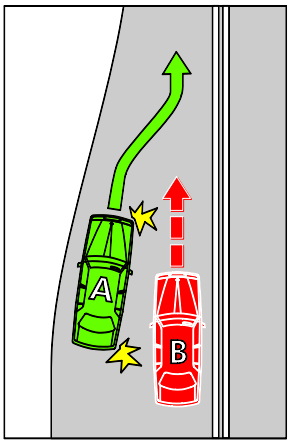

In this example, vehicle B must give way to vehicle A.

150 Driving on or across a continuous white edge line

(1) A driver must not drive on or over a continuous white edge line on a road unless subrule (1A) or (1B) applies to the driver.

Penalty: 3 penalty units.

Notes

1 ***Edge line*** is defined in the dictionary.

2 A driver must not stop at the side of a road marked with a continuous yellow edge line—see rule 169.

(1A) A driver may drive on or over a continuous white edge line on a road if the driver is—

(a) overtaking a vehicle that is turning right, or making a U-turn from the centre of the road, and is giving a right change of direction signal; or

(b) driving a slow-moving vehicle, and it is necessary for the driver to drive on or over the edge line to allow the vehicle to be overtaken or passed by another vehicle; or

(c) driving a vehicle that is too wide, or too long, to drive on the road without driving on or over the edge line; or

(d) avoiding an obstruction.

Note

Centre of the road, ***obstruction***, ***overtake***, ***right change of direction signal*** and ***U-turn*** are defined in the dictionary.

(1B) A driver may drive on or over a continuous white edge line on a road for up to 100 metres if the driver is—

(a) turning at an intersection; or

(b) entering or leaving the road; or

(c) entering a part of the road of one kind from a part of the road of another kind (for example, moving to or from a service road, a shoulder of the road or an emergency stopping lane); or

(d) stopping at the side of the road (including any shoulder of the road).

Note

Intersection, and ***service road*** are defined in the dictionary. ***Emergency stopping lane*** is defined in rule 95 and ***shoulder*** is defined in rule 12.

Rule 150(2) amended by S.R. No. 135/2021 rule 54(1).

(2) This rule does not apply to the rider of a bicycle, an electric scooter or animal.

Note to rule 150(2) amended by S.R. No. 135/2021 rule 54(2).

Note

Bicycle and ***electric scooter*** are defined in the dictionary.

(3) For this rule, a driver drives over a continuous white edge line on a road if—

(a) for a line on the far left side of the road—the driver's vehicle is wholly or partly to the left of the line; or

(b) for a line on the far right side of the road—the driver's vehicle is wholly or partly to the right of the line.

151 Riding a motor bike or bicycle alongside more than one other rider

(1) The rider of a motor bike or bicycle must not ride on a road that is not a multi-lane road alongside more than one other rider, unless subrule (3) applies to the rider.

Penalty: 3 penalty units.

Note

Bicycle, ***motor bike*** and ***multi-lane road*** are defined in the dictionary. ***Rider*** is defined in rule 17.

(2) The rider of a motor bike or bicycle must not ride in a marked lane alongside more than one other rider in the marked lane, unless subrule (3) applies to the rider.

Penalty: 3 penalty units.

Note

Marked lane is defined in the dictionary.

(3) The rider of a motor bike or bicycle may ride alongside more than one other rider if the rider is overtaking the other riders.

Note

Overtake is defined in the dictionary.

(4) If the rider of a motor bike or bicycle is riding on a road that is not a multi-lane road alongside another rider, or in a marked lane alongside another rider in the marked lane, the rider must ride not over 1·5 metres from the other rider.

Penalty: 1 penalty unit.

(5) In this rule—

road does not include a road related area, but includes a bicycle path, shared path and any shoulder of the road.

Note

Bicycle path is defined in rule 239, ***road related area*** is defined in rule 13, ***shared path*** is defined in rule 242 and ***shoulder*** is defined in rule 12.

151A Lane filtering at excessive speed

The rider of a motor cycle must not engage in lane filtering at a speed greater than 30 kilometres per hour along a length of road.

Penalty: 3 penalty units.

Notes

1 ***Lane filtering*** does not include overtaking. This rule does not apply to a person who is lawfully overtaking under these Rules.

2 ***Lane filtering***, ***length*** of road and ***overtake*** are defined in the dictionary. ***Motor cycle*** is defined in the **Road Safety Act 1986**.

151B Circumstances in which a motor cycle rider may engage in lane filtering

(1) For the purposes of rules 44, 141, 146 and 147, the circumstances in which the rider of a motor cycle may engage in lane filtering are—

(a) the rider holds a motor cycle licence; and

Rule 151B(1)(ab) inserted by S.R. No. 35/2021 rule 12(1), substituted by S.R. No. 135/2021 rule 55(1).

(ab) if the rider is riding past to the right side of a bicycle or an electric scooter—the rider complies with rule 144A(1) or 144A(1A) (as the case may be); and

(b) it is safe to engage in lane filtering; and

(c) a *no motorcycle lane filtering sign* does not apply to that length of road.

Notes

1 Motor cycle licence does not include a motor cycle learner permit.

2 A rider of a motor cycle who engages in lane filtering at a speed less than 30 kilometres per hour but does not meet the conditions of this rule may not be complying with rule 44, 141, 146 or 147.

Note 3 to rule 151B(1) inserted by S.R. No. 35/2021 rule 12(2).

3 Rule 144A(1) deals with passing to the right side of a bicycle at a sufficient distance.

Note 4 to rule 151B(1) inserted by S.R. No. 135/2021 rule 55(2).

4 Rule 144A(1A) deals with passing to the right side of an electric scooter at a sufficient distance.

(2) A *no motorcycle lane filtering sign* applies to the length of road beginning at the sign and ending at the nearest of the following—

(a) an end no motorcycle lane filtering sign;

(b) if the road ends at a T-intersection or dead end—the end of the road.

Notes

1 ***T-intersection*** is defined in the dictionary.

2 Rule 322(1) and (2) deal with the meaning of a traffic sign on a road.

No motorcycle lane filtering sign



End no motorcycle lane filtering sign



Division 5—Obeying overhead lane control devices applying to marked lanes

152 Complying with overhead lane control devices

(1) A driver in a marked lane to which an overhead lane control device applies must comply with this rule.

Penalty: 10 penalty units.

Note

Marked lane and ***overhead lane control device*** are defined in the dictionary.

(2) If the device displays an illuminated red diagonal cross or is a traffic sign displaying a red diagonal cross, the driver must not drive in the marked lane past the device.

(3) If the device displays a flashing illuminated red diagonal cross, the driver must leave the marked lane as soon as it is safe to do so.

(4) If the device displays an illuminated white, green or yellow arrow pointing downwards or indicating one or more directions, or an illuminated *speed-limit sign*, the driver may drive in the marked lane past the device.

Example

Overhead lane control device applying to marked lanes

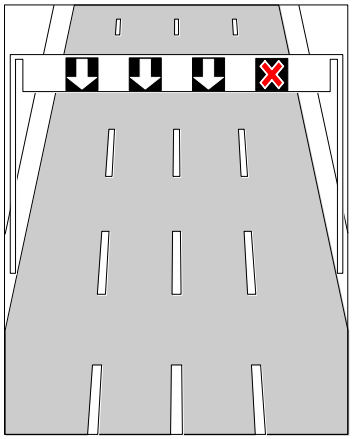

Note for diagram

If the device displays an arrow indicating one or more directions, the device operates also as traffic lane arrows—see the definition of ***traffic lane arrows*** in the dictionary. Rule 92 deals with traffic lane arrows.

Rule 152(5) inserted by S.R. No. 96/2019 rule 7.

(5) Nothing in subrule (2) or (3) prevents the driver from contravening rule 20.

(6) If an overhead lane control device applying to a marked lane displays—

Rule 152(6) inserted by S.R. No. 96/2019 rule 7.

(a) an illuminated red diagonal cross or is a traffic sign displaying a red diagonal cross; or

(b) a flashing illuminated red diagonal cross—

the speed-limit that applies to the length of the marked lane that is closed is the speed-limit of the adjacent marked lane that is open.

Division 6—Driving in marked lanes designated for special purposes

153 Bicycle lanes

(1) A driver (except the rider of a bicycle or an electric scooter) must not drive in a bicycle lane, unless the driver is permitted to drive in the bicycle lane under this rule or rule 158.

Rule 153(1) amended by S.R. No. 135/2021 rule 56(1).

Penalty: 5 penalty units.

Notes

1 ***Bicycle*** and ***electric scooter*** are defined in the dictionary.

Note 1 to rule 153(1) amended by S.R. No. 135/2021 rule 56(2).

2 Rule 158 provides additional exceptions applying to this rule, and also provides a defence to the prosecution of a driver for an offence against this rule.

(2) If stopping or parking is permitted at a place in a bicycle lane, a driver may drive for up to 50 metres in the bicycle lane to stop or park at that place.

Note

Part 12 deals with parking and restricted stopping areas.

Rule 153(3) substituted by S.R. No. 88/2018 rule 5(1).

(3) A driver may drive for up to 50 metres in a bicycle lane if the driver is driving—

(a) a commercial passenger vehicle while providing a commercial passenger vehicle service and is dropping off, or picking up, passengers; or

(b) a public bus or public minibus

and is dropping off, or picking up, passengers.

Note to rule 153(3) substituted by S.R. No. 88/2018 rule 5(2).

Note

Commercial passenger vehicle and ***commercial passenger vehicle service*** are defined in the **Commercial Passenger Vehicle Industry Act 2017**. ***Public bus*** and ***public minibus*** are defined in the dictionary.

(4) A ***bicycle lane*** is a marked lane, or the part of a marked lane—

(a) beginning at a *bicycle lane sign* applying to the lane, or a road marking comprising both a white bicycle symbol and the word "lane" painted in white; and

(b) ending at the nearest of the following—

(i) an *end bicycle lane sign* applying to the lane, or a road marking comprising both a white bicycle symbol and the words "end lane" painted in white;

(ii) an intersection (unless the lane is at the unbroken side of the continuing road at a T-intersection or continued across the intersection by broken lines);

(iii) if the road ends at a dead end—the end of the road.

Note

Continuing road, ***intersection***, ***marked lane***, ***road marking*** and ***T-intersection*** are defined in the dictionary.

Bicycle lane sign



End bicycle lane sign



Note for diagrams

There is another permitted version of the *bicycle lane sign*, and of the *end bicycle lane sign*—see the diagrams in Schedule 3.

154 Bus lanes

(1) A driver (except the driver of a public bus or coach or the rider of a bicycle or an electric scooter) must not drive in a bus lane, unless the driver is permitted to drive in the bus lane under rule 158.

Rule 154(1) amended by S.R. No. 135/2021 rule 57(1).

Penalty: 3 penalty units.

Notes

1 ***Bicycle, coach***, ***electric scooter*** and ***public bus*** are defined in the dictionary.

Note 1 to rule 154(1) amended by S.R. No. 135/2021 rule 57(2).

2 Rule 158 provides additional exceptions applying to this rule, and also provides a defence to the prosecution of a driver for an offence against this rule.

(2) A ***bus lane*** is a marked lane, or the part of a marked lane—

(a) beginning at a *bus lane sign* (whether or not there is also a bus lane road marking) and ending at the nearest of the following—

(i) an *end bus lane sign*;

(ii) a traffic sign that indicates the beginning of another special purpose lane; or

(b) beginning at a bus lane road marking (if there is no *bus lane sign*) and ending at the next intersection.

Note

Intersection, ***marked lane***, ***special purpose lane*** and ***traffic sign*** are defined in the dictionary.

(3) In this rule—

bus lane road marking means a road marking consisting of—

(a) the letters "BL"; or

(b) the words "bus lane".

Rule 154(3)(b) amended by S.R. No. 121/2020 rule 22(a).

Rule 154(3)(c) revoked by S.R. No. 121/2020 rule 22(b).

* * * * *

Note

Road marking is defined in the dictionary.

Bus lane sign



End bus lane sign



Note for diagrams

There are a number of other permitted versions of each of these signs—see the diagrams in Schedule 3.

154A Bus only lanes

Rule 154A inserted by S.R. No. 121/2020 rule 23.

(1) A driver (except the driver of a public bus) must not drive in a bus only lane, unless the driver is permitted to drive in the bus only lane under subrule (2).

Penalty: 3 penalty units.

Note

Public bus is defined in the dictionary and ***bus only lane*** is defined in subrule (6).

(2) A driver may drive in a bus only lane if—

(a) it is necessary for the driver to drive in the bus only lane to avoid an obstruction; and

(b) the driver does not obstruct the path of a public bus travelling in the bus only lane; and

(c) where the driver is approaching the bus only lane from the same direction as a vehicle in a bus only lane—the driver approaches the bus only lane from the lane nearest to the bus only lane; and

(d) the driver gives way to any vehicles driving in the bus only lane.

(3) A driver must not drive across a bus only lane, unless the driver is permitted to drive across the bus only lane under subrule (4).

Penalty: 3 penalty units.

(4) A driver may drive across a bus only lane only if—

(a) the driver is driving across the bus only lane to—

(i) enter or leave a road; or

(ii) enter a part of the road of one kind from a part of the road of another kind (for example, moving to or from a service road, the shoulder of the road or an emergency stopping lane); and

(b) where the driver is approaching the bus only lane from the same direction as a vehicle in a bus only lane—the driver approaches the bus only lane from the lane nearest to the bus only lane; and

(c) the driver gives way to any vehicles driving in the bus only lane.

(5) A driver turning at an intersection immediately after a bus only lane must—

(a) if the driver is approaching the bus only lane from the same direction as a vehicle in a bus only lane—approach the bus only lane from the lane nearest to the bus only lane; and

(b) give way to any vehicles driving in the bus only lane.

Penalty: 3 penalty units.

(6) A ***bus only lane*** is a marked lane or the part of a marked lane—

(a) beginning at a *bus only lane sign* (whether or not there is also a bus only lane road marking) and ending at the nearest of the following—

(i) an *end bus only lane sign*;

(ii) a traffic sign that indicates the beginning of a special purpose lane;

(iii) a traffic sign that indicates drivers of vehicles may drive in the lane beyond the sign;

(iv) an intersection with traffic lights or traffic arrows; or

(b) beginning at a bus only lane road marking (if there is no *bus only lane sign*) and ending at the next intersection; or

(c) that is marked with a continuous line starting at the beginning of a bus only lane road marking and ending at an end bus only lane road marking.

Note

Bus only lane road marking, ***end bus only lane road marking***, ***marked lane***, ***road marking***, ***special purpose lane*** and ***traffic sign*** are defined in the dictionary.

Bus only lane sign



End bus only lane sign



155 Tram lanes

(1) A driver (except the driver of a tram, tram recovery vehicle or public bus) must not drive in a tram lane, unless the driver is permitted to drive in the tram lane under this rule, rule 144A(2) or 158.

Rule 155(1) amended by S.R. No. 35/2021 rule 13(1).

Penalty: 3 penalty units.

Notes

1 ***Public bus***, ***tram*** and ***tram recovery vehicle*** are defined in the dictionary.

Notes to rule 155(1) substituted by S.R. No. 35/2021 rule 13(2).

2 Rule 144A(2) deals with driving in a tram lane to pass a bicycle or an electric scooter.

Note 2 to rule 155(1) amended by S.R. No. 135/2021 rule 58.

3 Rule 158 provides additional exceptions applying to this rule, and also provides a defence to the prosecution of a driver for an offence against this rule.

(2) A driver may drive in a tram lane if the driver is driving a truck and it is necessary for the driver to drive in the tram lane to reach a place to drop off, or pick up, passengers or goods.

(3) A ***tram lane*** is a part of a road with tram tracks that—

(a) is between a *tram lane sign* and an *end tram lane sign*; and

(b) is marked along the left side of the tracks (when facing the direction of travel of a tram on the tracks) by a continuous yellow line parallel to the tracks.

Note

Tram tracks is defined in the dictionary.

Tram lane sign



End tram lane sign



Note for diagrams

There is another permitted version of the *tram lane sign* and of the *end tram lane sign*—see the diagrams in Schedule 3.

Example

Tram lane

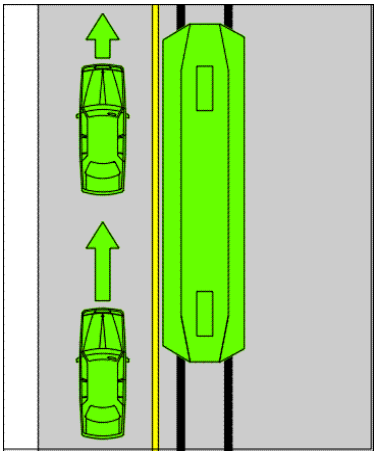

155A Tramways

Rule 155A amended by S.R. No. 87/2018 rule 9.

(1) A driver (except the driver of a tram, tram recovery vehicle or public bus) must not drive in a tramway, unless the driver is permitted to drive in the tramway under subrule (2).

Penalty: 3 penalty units.

Notes

1 ***Public bus***, ***tram*** and ***tram recovery vehicle*** are defined in the dictionary.

2 The exceptions and defence provided in rule 158 do not apply to tramways.

(2) A driver may drive in a tramway if—

(a) it is necessary for the driver to drive in the tramway to avoid an obstruction; and

(b) when driving in the tramway, the driver does not move into the path of an approaching tram or public bus travelling in the tramway.

Note

Obstruction is defined in the dictionary.

(3) A ***tramway*** is a part of a road with tram tracks that—

(a) is between a *tramway sign* and an *end tramway sign*; and

(b) is marked along the left side of the tracks (when facing the direction of travel of a tram on the tracks) by either—

(i) 2 continuous yellow lines parallel to the tracks; or

(ii) a structure (for example, a dividing strip, pedestrian refuge, traffic island, row of bollards or separation kerb), whether or not the structure is also being used to indicate a safety zone—

but does include any part of the road where vehicles are permitted to cross the tramway.

Note

Dividing strip, ***traffic island*** and ***tram tracks*** are defined in the dictionary. ***Safety zone*** is defined in rule 162.

(4) For the purposes of subrule (3)(b)(i), a line is to be considered to be continuous despite any break in it that is designed to permit vehicles to cross the tramway.

Tramway sign



End tramway sign



156 Transit lanes

(1) A driver must not drive in a transit lane unless—

(a) the driver is driving—

(i) a public bus, public minibus, motor bike, taxi or tram; or

(ii) if the *transit lane sign* applying to the transit lane is a *transit lane (T2) sign*—a vehicle carrying at least one other person; or

(iii) if the *transit lane sign* applying to the transit lane is a *transit lane (T3) sign*—a vehicle carrying at least 2 other people; or

(b) the driver is permitted to drive in the transit lane under rule 158.

Penalty: 3 penalty units.

Notes

1 ***Motor bike***, ***public bus***, ***public minibus***, ***taxi*** and ***tram*** are defined in the dictionary.

2 Rule 158 provides additional exceptions applying to this rule, and also provides a defence to the prosecution of a driver for an offence against this rule.

(2) A ***transit lane*** is a marked lane, or the part of a marked lane—

(a) beginning at a *transit lane sign*; and

(b) ending at an *end transit lane sign*.

Note

Marked lane is defined in the dictionary.

Transit lane signs

Transit lane (T2) sign



Transit lane (T3) sign



End transit lane signs

End transit lane (T2) sign



End transit lane (T3) sign



Note for diagrams

There is another permitted version of the *transit lane sign* and of the *end transit lane sign*—see the diagrams in Schedule 3.

157 Truck lanes

(1) A driver (except the driver of a truck) must not drive in a truck lane, unless the driver is permitted to drive in the truck lane under rule 158.

Penalty: 3 penalty units.

Notes

1 ***Truck*** is defined in the dictionary.

2 Rule 158 provides additional exceptions applying to this rule, and also provides a defence to the prosecution of a driver for an offence against this rule.

(2) A ***truck lane*** is a marked lane, or the part of a marked lane—

(a) beginning at a *truck lane sign*; and

(b) ending at an *end truck lane sign*.

Note

Marked lane is defined in the dictionary.

Truck lane sign



End truck lane sign



158 Exceptions to driving in special purpose lanes etc.

(1) The driver of any vehicle may drive for up to the permitted distance in a bicycle lane, bus lane, tram lane, transit lane or truck lane if it is necessary for the driver to drive in the lane—

(a) to enter or leave the road; or

(b) to turn at an intersection; or

(c) to enter a part of the road of one kind from a part of the road of another kind (for example, moving to or from a service road, the shoulder of the road or an emergency stopping lane); or

(d) to overtake a vehicle that is turning right, or making a U-turn from the centre of the road, and is giving a right change of direction signal; or

(e) to enter a marked lane, or part of the road where there is room for a line of traffic (other than motor bikes, bicycles, electric scooters, motorised wheelchairs or animals), from the side of the road.

Rule 158(1)(e) amended by S.R. No. 135/2021 rule 59.

Notes

1 ***Permitted distance*** is defined in subrule (4).

2 ***Bicycle lane*** is defined in rule 153, ***bus lane*** is defined in rule 154 and ***emergency stopping lane*** is defined in rule 95. ***Centre of the road***, ***marked lane***, ***overtake***, ***right change of direction signal***, ***service road*** and ***U-turn*** are defined in the dictionary. ***Shoulder*** is defined in rule 12, ***tram lane*** is defined in rule 155, ***transit lane*** is defined in rule 156 and ***truck lane*** is defined in rule 157.

3 A driver must keep clear of a tram travelling in a tram lane—see rule 76.

(2) The driver of any vehicle may drive in a bicycle lane, bus lane, tram lane, transit lane or truck lane if—

(a) it is necessary for the driver to drive in the lane to avoid an obstruction; or

(b) information on or with a traffic sign applying to the lane indicates that the driver may drive in the lane.

Note

Obstruction, ***traffic sign*** and ***with*** are defined in the dictionary.

(3) It is a defence to the prosecution of a driver for an offence against a provision of this Division for driving in a bicycle lane, bus lane, tram lane, transit lane or truck lane if—

(a) it is necessary for the driver to drive in the lane to stop at a place in the lane; and

(b) the driver is permitted to stop at that place under these Rules, or it is a defence under rule 165 for the driver to stop at that place; and

(c) if the lane is a bicycle lane—the driver drives in the lane for no more than the permitted distance.

Note

Rule 165 provides a defence to the prosecution of a driver for an offence against a provision of Part 12 (Restrictions on stopping and parking). The defence is available, for example, if the driver needs to stop to deal with a medical or other emergency.

(4) In this rule—

permitted distance means—

(a) for a bicycle lane or tram lane—50 metres; or

(b) for any other lane—100 metres.

159 Marked lanes required to be used by particular kinds of vehicles

(1) If information on or with a traffic sign applying to a length of road indicates that a vehicle of a particular kind must drive in a particular marked lane, a driver driving a vehicle of that kind on the length of road must drive in the indicated lane, unless the driver is—

(a) avoiding an obstruction; or

(b) obeying a traffic control device applying to the indicated lane; or

(c) permitted to drive in the indicated lane and also another marked lane under another provision of these Rules; or

(d) intending to turn off the road or to make a U-turn, and in order to do so safely without disrupting other vehicles on the road it is necessary to position the vehicle in another lane before starting the turn, or to make the turn.

Penalty: 5 penalty units.

Notes

1 ***Length*** of road, ***marked lane***, ***obstruction***, ***traffic control device***, ***traffic sign***, ***with*** and ***U-turn*** are defined in the dictionary.

2 An overhead lane control device may require a driver to leave a marked lane—see rule 152.

3 Drivers of certain long vehicles are permitted to use 2 marked lanes when turning at an intersection—see rule 28 (left turns) and rule 32 (right turns).

(2) A traffic sign mentioned in this rule that is on a road applies to the length of road beginning at the sign and ending at the nearest of the following—

(a) a traffic sign or road marking on the road that indicates that the first traffic sign no longer applies;

(b) the next intersection on the road;

(c) if the road ends at a T-intersection or dead end—the end of the road.

Notes

1 ***Intersection***, ***road marking***, ***T-intersection*** and ***traffic sign*** are defined in the dictionary.

2 Rule 322(1) and (2) deal with the meaning of a traffic sign on a road.

Examples

Examples of a traffic sign mentioned in the rule and a traffic sign indicating that the first traffic sign no longer applies.

Trucks use left lane sign



End trucks use left lane sign



Division 7—Passing trams and safety zones

Note

Bus is defined in the **Road Safety Act 1986**. ***Tram***, ***tram tracks*** and ***travelling along tram tracks*** are defined in the dictionary.

160 Passing or overtaking a tram that is not at or near the left side of a road

(1) This rule applies to a driver driving on a road with tram tracks that are not at or near the far left side of the road.

(2) The driver must not drive past, or overtake, a tram to the right of the tram, unless the driver is permitted to do so by a traffic sign or road marking.

Penalty: 10 penalty units.

Note

Overtake is defined in the dictionary.

(3) The driver must not drive past, or overtake, a tram if the tram is turning left or is giving a left change of direction signal, unless the driver is turning left and there is no danger of a collision with the tram.

Penalty: 10 penalty units.

Note

Left change of direction signal is defined in the dictionary.

(4) In this rule—

tram includes a bus travelling along tram tracks.

161 Passing or overtaking a tram at or near the left side of a road

(1) This rule applies to a driver driving on a road with tram tracks at or near the far left side of the road.

(2) The driver must not drive past, or overtake, a tram to the left of the tram unless the driver is turning left and there is no danger of a collision with the tram.

Penalty: 10 penalty units.

(3) The driver must not drive past, or overtake, a tram if the tram is turning right or is giving a right change of direction signal.

Penalty: 10 penalty units.

Note

Right change of direction signal is defined in the dictionary.

(4) In this rule—

tram includes a bus travelling along tram tracks.

162 Driving past a safety zone

(1) A driver driving past a safety zone—

(a) must not drive on the safety zone; and

(b) must drive to the left of the safety zone at a speed that does not put at risk the safety of any pedestrian crossing the road to or from the safety zone.

Penalty: 10 penalty units.

(2) A ***safety zone*** is an area of a road—

(a) at a place with *safety zone signs* at or near a tram stop; and

(b) indicated by a structure on the road (for example, a dividing strip, pedestrian refuge or traffic island).

Note

Dividing strip and ***traffic island*** are defined in the dictionary.

Safety zone sign



163 Driving past the rear of a stopped tram at a tram stop

(1) A driver must comply with this rule if—

(a) the driver is driving behind the rear of a tram travelling in the same direction as the driver; and

(b) the tram stops at a tram stop, except at the far left side of the road; and

(c) there is no safety zone, dividing strip or traffic island between the tram and the part of the road where the driver is driving.

Penalty: 10 penalty units.

Note

Dividing strip, ***traffic island*** and ***tram stop*** are defined in the dictionary. ***Safety zone*** is defined in rule 162.

(2) The driver must stop before passing the rear of the tram.

(3) After stopping in accordance with subrule (2), the driver must not proceed if—

(a) one or more of the doors on the side of the tram closest to the driver are open or opening; or

(b) a pedestrian is entering or crossing the road between the tram tracks and the far left side of the road.

(4) After stopping in accordance with subrule (2), if the tram remains at the tram stop and subrules (3)(a) and (3)(b) do not apply, the driver must not proceed past the tram at a speed greater than 10 kilometres per hour.

(5) However, subrules (2), (3) and (4) do not apply if the driver is directed to drive past the tram by a uniformed employee of a public transport operator or by a police officer engaged in carrying out their duties.

(6) In this rule—

tram includes a bus travelling along tram tracks.

164 Stopping beside a stopped tram at a tram stop

(1) A driver must comply with this rule if—

(a) the driver is driving alongside, or overtaking, a tram travelling in the same direction as the driver; and

(b) the tram stops at a tram stop, except at the far left side of the road; and

(c) there is no safety zone, dividing strip or traffic island between the tram and the part of the road where the driver is driving.

Penalty: 10 penalty units.

Note

Dividing strip, ***traffic island*** and ***tram stop*** are defined in the dictionary. ***Safety zone*** is defined in rule 162.

(2) The driver must stop.

(3) After stopping in accordance with subrule (2), the driver must not proceed if—

(a) one or more of the doors on the side of the tram closest to the driver are open or opening; or

(b) a pedestrian is entering or crossing the road between the tram tracks and the far left side of the road.

(4) After stopping in accordance with subrule (2), if the tram remains at the tram stop and subrules (3)(a) and (3)(b) do not apply, the driver must not proceed past the tram at a speed greater than 10 kilometres per hour.

(5) However, subrules (2), (3) and (4) do not apply if the driver is directed to drive past the tram by a uniformed employee of a public transport operator or by a police officer engaged in carrying out their duties.

(6) In this rule—

tram includes a bus travelling along tram tracks.

164A Tram stopping beside a driver at a tram stop

(1) A driver must comply with this rule if—

(a) a tram drives alongside, or passes, a driver travelling in the same direction as the tram; and

(b) the tram stops at a tram stop, except at the far left side of the road; and

(c) there is no safety zone, dividing strip or traffic island between the tram and the part of the road where the driver is driving.

Penalty: 10 penalty units.

Note

Dividing strip, ***traffic island*** and ***tram stop*** are defined in the dictionary. ***Safety zone*** is defined in rule 162.

(2) The driver must stop or, if stopped, remain stopped.

(3) After stopping in accordance with subrule (2), the driver must not proceed if—

(a) one or more of the doors on the side of the tram closest to the driver are open or opening; or

(b) a pedestrian is entering or crossing the road between the tram tracks and the far left side of the road.

(4) After stopping in accordance with subrule (2), if the tram remains at the tram stop and subrules (3)(a) and (3)(b) do not apply, the driver must not proceed past the tram at a speed greater than 10 kilometres per hour.

(5) However, subrules (2), (3) and (4) do not apply if the driver is directed to drive past the tram by a uniformed employee of a public transport operator or by a police officer engaged in carrying out their duties.

(6) In this rule—

tram includes a bus travelling along tram tracks.

Part 12—Restrictions on stopping and parking

Division 1—General

Notes

1 For the general rules about the application of traffic signs (including parking control signs), see Part 20, Divisions 2 and 3 especially rules 332 to 335 and 346. Parking control signs often include information about the times they apply and the types of vehicles to which they do not apply—see rules 317 to 318. For the meaning of abbreviations and symbols on parking control signs, see rule 347 and Schedule 1.

2 ***Park*** and ***stop*** are defined in the dictionary.

165 Stopping in an emergency etc. or to comply with another rule

It is a defence to the prosecution of a driver for an offence against a provision of this Part if—

(a) the driver stops at a particular place, or in a particular way, to avoid a collision, and the driver stops for no longer than is necessary to avoid the collision; or

(b) the driver stops at a particular place, or in a particular way, because the driver's vehicle is disabled, and the driver stops for no longer than is necessary for the vehicle to be moved safely to a place where the driver is permitted to park the vehicle under these Rules; or

(c) the driver stops at a particular place, or in a particular way, to deal with a medical or other emergency, or to assist a disabled vehicle, and the driver stops for no longer than is necessary in the circumstances; or

(d) the driver stops at a particular place, or in a particular way, because the condition of the driver, a passenger, or the driver's vehicle makes it necessary for the driver to stop in the interests of safety, and the driver stops for no longer than is necessary in the circumstances; or

(e) the driver stops at a particular place, or in a particular way, to comply with another provision of these Rules or a provision of another law, and the driver stops for no longer than is necessary to comply with the other provision.

Example for paragraph (e)

If a driver stops at an intersection at a stop line, *stop sign*, or traffic lights, or to give way to a vehicle, in accordance with these Rules, the driver does not contravene rule 170 (stopping in or near an intersection).

Notes

1 See rule 125 (in Part 11) for the offence of unreasonably obstructing the path of another driver or a pedestrian.

2 ***Driver's vehicle*** is defined in the dictionary.

166 Application of Part to bicycles

This Part does not apply to a bicycle that is parked at a bicycle rail or in a bicycle rack.

Note

Bicycle is defined in the dictionary.

Division 2—No stopping and no parking signs and road markings

Notes

1 ***Area***, ***length*** of road, ***park*** and ***stop*** are defined in the dictionary.

2 Rule 165 provides defences to the prosecution of a driver for an offence against a provision of this Division.

167 No stopping signs

A driver must not stop on a length of road or in an area to which a *no stopping sign* applies.

Penalty: 3 penalty units.

No stopping signs

No stopping sign (for a length of road)



No stopping sign (for an area)



Notes for diagrams

1 There is another permitted version of each of these signs—see the diagrams in Schedule 3.

2 A *no stopping sign* may have an arrow pointing in a different direction and anything on the sign may be differently arranged—see rule 316(4).

168 No parking signs

(1) The driver of a vehicle must not stop on a length of road or in an area to which a *no parking sign* applies, unless the driver—

(a) is dropping off, or picking up, passengers or goods; and

(b) does not leave the vehicle unattended; and

(c) completes the dropping off, or picking up, of the passengers or goods, and drives on, as soon as possible and, in any case, within the required time after stopping.

Penalty: 3 penalty units.

(2) For this rule, a driver leaves a vehicle ***unattended*** if the driver leaves the vehicle so the driver is over 3 metres from the closest point of the vehicle.

(3) In this rule—

required time means—

(a) if information on or with the sign indicates a time—the indicated time; or

(b) if there is no indicated time—2 minutes; or

(c) if there is no indicated time, or the indicated time is less than 5 minutes, and rule 206 applies to the driver—5 minutes.

Notes

1 ***With*** is defined in the dictionary.

2 Rule 206 applies to a driver if the driver's vehicle displays a current parking permit for people with disabilities and the driver complies with the conditions of use of the permit—see rule 206(1).

No parking signs

No parking sign
(for a length of road)



No parking sign
(for an area)



Notes for diagrams

1 There is another permitted version of each of these signs—see the diagrams in Schedule 3.

2 A *no parking sign* may have an arrow pointing in a different direction and anything on the sign may be differently arranged—see rule 316(4).

169 No stopping on a road with a yellow edge line

A driver must not stop at the side of a road marked with a continuous yellow edge line.

Penalty: 3 penalty units.

Note

Edge line is defined in the dictionary.

Division 3—Stopping at intersections and crossing

Notes

1 ***Area***, ***length*** of road, ***park*** and ***stop*** are defined in the dictionary.

2 Rule 165 provides defences to the prosecution of a driver for an offence against a provision of this Division.

170 Stopping in or near an intersection

(1) A driver must not stop in an intersection unless—

(a) the driver is permitted to stop at that place under these Rules; or

(b) the intersection is a T-intersection without traffic lights and the driver stops along the continuous side of the continuing road at the intersection.

Penalty: 3 penalty units.

Note

Continuing road, ***intersection*** and ***T-intersection*** are defined in the dictionary.

(2) A driver must not stop on a road within 20 metres from the nearest point of an intersecting road at an intersection with traffic lights, unless the driver stops at a place on a length of road, or in an area, to which a parking control sign applies and the driver is permitted to stop at that place under these Rules.

Penalty: 3 penalty units.

Notes

1 ***Parking control sign*** and ***traffic lights*** are defined in the dictionary.

2 A driver stops within a particular distance from an intersection if the driver stops so any part of the driver's vehicle is within that distance—see rule 350(2).

(3) A driver must not stop on a road within 10 metres from the nearest point of an intersecting road at an intersection without traffic lights, unless the driver stops—

(a) at a place on a length of road, or in an area, to which a parking control sign applies and the driver is permitted to stop at that place under these Rules; or

(b) if the intersection is a T-intersection—along the continuous side of the continuing road at the intersection.

Penalty: 3 penalty units.

Note

Continuing road and ***T-intersection*** are defined in the dictionary.

(4) For this rule, distances are measured in the direction in which the driver is driving, and—

(a) for subrule (2)—as shown in example 1; or

(b) for subrule (3)—as shown in example 2.

(5) In this rule—

road does not include a road related area, but includes any shoulder of the road.

Note

Road related area is defined in rule 13, and ***shoulder*** is defined in rule 12.

Examples

Example 1

Measurement of distance—intersection with traffic lights

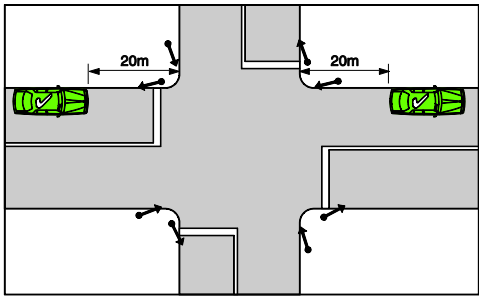

Example 2

Measurement of distance—T-intersection without traffic lights

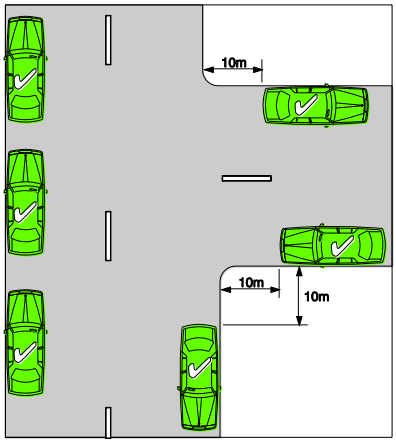

171 Stopping on or near a children's crossing

(1) A driver must not stop on a children's crossing, or on the road within 20 metres before the crossing and 10 metres after the crossing unless the driver stops at a place on a length of road, or in an area, to which a parking control sign applies and the driver is permitted to stop at that place under these Rules.

Penalty: 3 penalty units.

Notes

1 ***Children's crossing*** is defined in rule 80. ***Parking control sign*** is defined in the dictionary.

2 A driver stops within a particular distance from a children's crossing if the driver stops so any part of the driver's vehicle is within that distance—see rule 350(2).

(2) For this rule, distances are measured—

(a) in the direction in which the driver is driving; and

(b) as shown in example 1 or 2.

(3) In this rule—

road does not include a road related area, but includes any shoulder of the road.

Note

Road related area is defined in rule 13. ***Shoulder*** is defined in rule 12.

Examples

Example 1

Measurement of distance—children's crossing with red and white posts

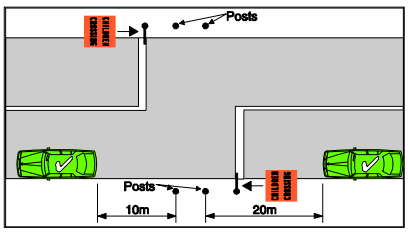

Example 2

Measurement of distance—children's crossing with 2 parallel continuous or broken lines

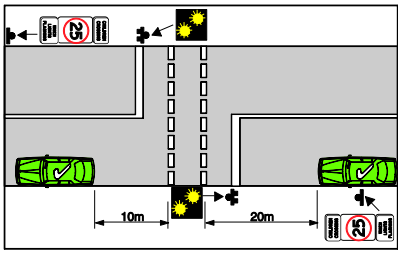

172 Stopping on or near a pedestrian crossing (except at an intersection)

(1) A driver must not stop on a pedestrian crossing that is not at an intersection, or on the road within 20 metres before the crossing and 10 metres after the crossing, unless the driver stops at a place on a length of road, or in an area, to which a parking control sign applies and the driver is permitted to stop at that place under these Rules.

Penalty: 3 penalty units.

Notes

1 ***Intersection*** and ***parking control sign*** are defined in the dictionary. ***Pedestrian crossing*** is defined in rule 81.

2 A driver stops within a particular distance from a crossing if the driver stops so any part of the driver's vehicle is within that distance—see rule 350(2).

(2) For this rule, distances are measured—

(a) in the direction in which the driver is driving; and

(b) as shown in the example.

(3) In this rule—

road does not include a road related area, but includes any shoulder of the road.

Note

Road related area is defined in rule 13 and ***shoulder*** is defined in rule 12.

Example

Measurement of distance—pedestrian crossing

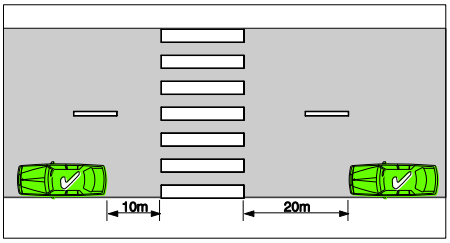

173 Stopping on or near a marked foot crossing (except at an intersection)

(1) A driver must not stop on a marked foot crossing that is not at an intersection, or on the road within 10 metres before the traffic lights pole nearest to the driver at the crossing and 3 metres after the crossing, unless the driver stops at a place on a length of road, or in an area, to which a parking control sign applies and the driver is permitted to stop at that place under these Rules.

Penalty: 3 penalty units.

Notes

1 ***Intersection***, ***marked foot crossing***, ***parking control sign*** and ***traffic lights pole*** are defined in the dictionary.

2 A driver stops within a particular distance from a traffic lights pole or a crossing if the driver stops so any part of the driver's vehicle is within that distance—see rule 350(2).

(2) For this rule, distances are measured—

(a) in the direction in which the driver is driving; and

(b) as shown in the example.

(3) In this rule—

road does not include a road related area, but includes any shoulder of the road.

Note

Road related area is defined in rule 13 and ***shoulder*** is defined in rule 12.

Example

Measurement of distance—marked foot crossing

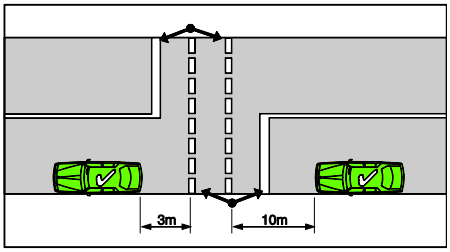

174 Stopping on or near a bicycle crossing (except at an intersection)

Rule 174 (Heading) substituted by S.R. No. 121/2020 rule 7(1).

* * * * *

Rule 174(1) revoked by S.R. No. 121/2020 rule 7(2).

Rule 174(2) substituted by S.R. No. 121/2020 rule 7(3).

(2) A driver must not stop on a bicycle crossing or within 10 metres before the traffic lights nearest to the driver at the bicycle crossing, and 3 metres after the traffic lights, unless the driver stops at a place on a length of road, or in an area, to which a parking control sign applies and the driver is permitted to stop at that place under these Rules.

Penalty: 3 penalty units.

Note

A driver stops within a particular distance from traffic lights if the driver stops so any part of the driver's vehicle is within that distance—see rule 350(2).

(3) For this rule, distances are measured—

(a) in the direction in which the driver is driving; and

(b) as shown in the example.

Rule 174(4) substituted by S.R. No. 121/2020 rule 7(4).

(4) In this rule—

bicycle crossing means an area of road—

(a) with bicycle crossing lights facing bicycle riders crossing the road; and

(b) with traffic lights facing traffic travelling on the road; and

(c) that is not at an intersection;

road does not include a road related area, but includes any shoulder of the road.

Note

Intersection, ***parking control sign*** and ***traffic lights*** are defined in the dictionary, ***road related area*** is defined in rule 13 and ***shoulder*** is defined in rule 12.

Example

Measurement of distance—bicycle crossing lights

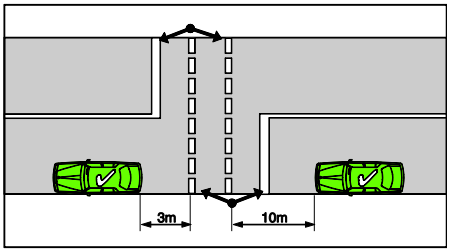

175 Stopping on or near a level crossing

(1) A driver must not stop on a level crossing, or on a road within 20 metres before the nearest rail or track to the driver approaching the crossing and 20 metres after the nearest rail or track to the driver leaving the crossing, unless the driver stops at a place on a length of road, or in an area, to which a parking control sign applies and the driver is permitted to stop at that place under these Rules.

Penalty: 3 penalty units.

Notes

1 ***Level crossing*** is defined in rule 120. ***Parking control sign*** is defined in the dictionary.

2 A driver stops within a particular distance from a level crossing if the driver stops so any part of the driver's vehicle is within that distance—see rule 350(2).

(2) For this rule, distances are measured as shown in the example.

(3) In this rule—

road does not include a road related area, but includes any shoulder of the road.

Note

Road related area is defined in rule 13 and ***shoulder*** is defined in rule 12.

Example

Measurement of distance—level crossing

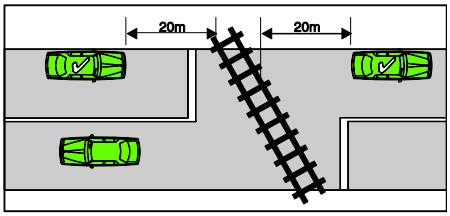

Division 4—Stopping on clearways and freeways and in emergency stopping lanes

Notes

1 ***Length*** of road and ***stop*** are defined in the dictionary.

2 Rule 165 provides defences to the prosecution of a driver for an offence against a provision of this Division.

176 Stopping on a clearway

Rule 176(1) amended by S.R. No. 96/2019 rule 8.

(1) A driver must not stop on a length of road to which a *clearway sign* applies, unless subrule (2) or (3) applies to the driver.

Penalty: 3 penalty units.

Note to rule 176(1) revoked by S.R. No. 88/2018 rule 6(1).

* * * * *

(1A) In subrule (1)—

road does not include a road related area.

Note

Road related area is defined in rule 13.

(2) The driver of a public bus or public minibus may stop on the length of road if the driver is dropping off, or picking up, passengers.

(3) The driver of a commercial passenger vehicle while providing a commercial passenger vehicle service may stop on the length of road if the driver is dropping off, or picking up, passengers.

Rule 176(3) amended by S.R. No. 88/2018 rule 6(2).

(4) A *clearway sign* applies, for the days or times indicated on the sign, to the length of road beginning at the sign and ending at the nearer of the following—

(a) a *clearway sign* on the road that indicates different days or times;

(b) an *end clearway sign* on the road;

(c) the end of the road.

Clearway sign



End clearway sign



Note for diagrams

Anything on these signs may be differently arranged—see rule 316(4).

Note

Public bus and ***public minibus*** are defined in the dictionary. ***Commercial passenger vehicle*** and ***commercial passenger vehicle service*** are defined in the **Commercial Passenger Vehicle Industry Act 2017**.

Note to rule 176 inserted by S.R. No. 88/2018 rule 6(3).

177 Stopping on a freeway

(1) A driver must not stop on a freeway unless the driver stops in an emergency stopping lane.

Penalty: 2 penalty units.

Notes

1 ***Emergency stopping lane*** is defined in rule 95.

2 Rule 178 sets out when a driver can stop in an emergency stopping lane.

(2) A ***freeway*** is a length of road to which a *freeway sign* applies.

(3) A *freeway sign* on a road applies to a length of road beginning at the sign (including any road into which the length of road merges) and ending at the next *end freeway sign* on the road.

Freeway signs



End freeway sign



Note for diagrams

There are a number of other permitted versions of each of these signs—see the diagrams in Schedule 3.

Rule 178 amended by S.R. No. 135/2021 rule 60(1).

178 Stopping in an emergency stopping lane

A driver (except the rider of a bicycle or an electric scooter) must not stop in an emergency stopping lane unless the condition of the driver, a passenger or the driver's vehicle, or any other factor, makes it necessary or desirable for the driver to stop in the emergency stopping lane in the interests of safety, and the driver stops for no longer than is necessary in the circumstances.

Penalty: 2 penalty units.

Note

Bicycle, ***driver's vehicle*** and ***electric scooter*** are defined in the dictionary. ***Emergency stopping lane*** is defined in rule 95.

Note to rule 178 amended by S.R. No. 135/2021 rule 60(2).

Division 5—Stopping in zones for particular vehicles

Notes

1 ***Length*** of road and ***stop*** are defined in the dictionary.

2 Rule 165 provides defences to the prosecution of a driver for an offence against a provision of this Division.

3 The signs mentioned in this Division are particular types of ***parking control sign*** (defined in the dictionary). The general rules about the application of parking control signs apply to them. See rules 332 to 334.

179 Stopping in a loading zone

(1) A driver must not stop in a loading zone unless the driver is driving—

(a) a bus that is dropping off, or picking up, passengers; or

Rule 179(1)(a) substituted by S.R. No. 88/2018 rule 7(1).

(ab) a commercial passenger vehicle while providing a commercial passenger vehicle service and is dropping off, or picking up, passengers; or

Rule 179(1)(ab) inserted by S.R. No. 88/2018 rule 7(1).

(b) a motor vehicle (together with any trailer, fore-car, sidecar or other vehicle or device attached to it) that—

(i) has seating positions for 10, 11 or 12 adults (including the driver); and

(ii) is being used to carry passengers for hire or reward; and

(iii) is dropping off, or picking up, passengers; or

(c) a truck that is dropping off, or picking up, goods; or

(d) a courier vehicle displaying a *courier vehicle sign* that is dropping off, or picking up, goods; or

(e) a delivery vehicle displaying a *delivery vehicle sign* that is dropping off, or picking up, goods; or

(f) a vehicle (other than a sedan, station wagon or motor bike) that is dropping off, or picking up, goods which is constructed principally for carrying loads, that—

Rule 179(1)(f)(i) amended by S.R. No. 153/2019 rule 4(Sch. 1 item 4).

(i) has displayed on it a registration label or other identifying label or mark issued or approved by the Secretary or the Regulator indicating that in the opinion of the Secretary or the Regulator the vehicle is constructed principally for carrying loads; or

(ii) the register indicates is constructed principally for carrying loads; or

(g) a taxi that is dropping off, or picking up, passengers or goods.

Penalty: 2 penalty units.

Note to rule 179(1) amended by S.R. No. 88/2018 rule 7(2).

Note

Commercial passenger vehicle and ***commercial passenger vehicle service*** are defined in the **Commercial Passenger Vehicle Industry Act 2017**. ***Bus***, ***motor vehicle*** and ***the register*** are defined in the **Road Safety Act 1986**. ***Courier vehicle***, ***courier vehicle sign***, ***delivery vehicle***, ***delivery vehicle sign***, ***motor bike***, ***taxi*** and ***truck*** are defined in the dictionary.

(2) A driver who is permitted to stop in a loading zone must not stay continuously in the zone for longer than—

(a) 30 minutes; or

(b) if information on or with the *loading zone sign* applying to the loading zone indicates another time—the indicated time.

Penalty: 2 penalty units.

Note

With is defined in the dictionary.

(3) A ***loading zone*** is a length of a road to which a *loading zone sign* applies.

Loading zone sign



Note for diagram

A *loading zone sign* may have an arrow pointing in a different direction and anything on the sign may be differently arranged—see rule 316(4).

180 Stopping in a truck zone

(1) A driver must not stop in a truck zone unless the driver is driving a truck that is dropping off, or picking up, goods.

Penalty: 2 penalty units.

Note

Truck is defined in the dictionary.

(2) A ***truck zone*** is a length of a road to which a *truck zone sign* applies.

Truck zone sign



Note for diagram

A *truck zone sign* may have an arrow pointing in a different direction and anything on the sign may be differently arranged—see rule 316(4).

181 Stopping in a works zone

(1) A driver must not stop in a works zone unless the driver is driving a vehicle that is engaged in construction work in or near the zone.

Penalty: 2 penalty units.

(2) A ***works zone*** is a length of a road to which a *works zone sign* applies.

Works zone sign



Note for diagram

A *works zone sign* may have an arrow pointing in a different direction and anything on the sign may be differently arranged—see rule 316(4).

182 Stopping in a taxi zone

(1) A driver must not stop in a taxi zone, unless the driver is driving a taxi.

Penalty: 2 penalty units.

Note

Taxi is defined in the dictionary.

(2) A ***taxi zone*** is a length of a road to which a *taxi zone sign* applies.

Taxi zone sign



Note for diagram

A *taxi zone sign* may have an arrow pointing in a different direction and anything on the sign may be differently arranged—see rule 316(4).

183 Stopping in a bus zone

(1) A driver must not stop in a bus zone unless the driver is driving a public bus (except a public bus of a kind that is not permitted to stop in the bus zone by information on or with the *bus zone sign* applying to the bus zone).

Penalty: 2 penalty units.

Note

Public bus and ***with*** are defined in the dictionary.

(2) A ***bus zone*** is a length of a road to which a *bus zone sign* applies.

Bus zone sign



Note for diagram

A *bus zone sign* may have an arrow pointing in a different direction and anything on the sign may be differently arranged—see rule 316(4).

184 Stopping in a minibus zone

(1) A driver (except the driver of a public minibus) must not stop in a minibus zone.

Penalty: 2 penalty units.

Note

Public minibus is defined in the dictionary.

(2) A ***minibus zone*** is a length of road to which a *minibus zone sign* applies.

Minibus zone sign



Note for diagram

A *minibus zone sign* may have an arrow pointing in a different direction and anything on the sign may be differently arranged—see rule 316(4).

185 Stopping in a permit zone

(1) Subject to subrule (3), a driver must not stop in a permit zone unless the driver's vehicle displays a current permit issued by the person or body responsible for the care and management of the permit zone that permits the vehicle to stop in the zone.

Rule 185(1) amended by S.R. No. 121/2020 rule 24(1).

Penalty: 2 penalty units.

Note

Driver's vehicle is defined in the dictionary.

(2) A ***permit zone*** is a length of a road to which a *permit zone sign* applies.

Permit zone sign



Note for diagram

A *permit zone sign* may have an arrow pointing in a different direction and anything on the sign may be differently arranged—see rule 316(4).

(3) A driver may stop in a permit zone without displaying a current permit in the driver's vehicle if the permit is otherwise held by the driver in a manner determined to be appropriate by the person or body responsible for the care and management of the permit zone that permits the vehicle to stop in the zone.

Rule 185(3) inserted by S.R. No. 121/2020 rule 24(2).

Example

An electronic permit issued to a driver of a vehicle that may be stopped in a permit zone would not have to be displayed in the driver's vehicle.

186 Stopping in a mail zone

(1) A driver must not stop in a mail zone.

Penalty: 2 penalty units.

(2) A ***mail zone*** is a length of a road to which a *mail zone sign* applies.

Note

Exemptions for drivers of postal vehicles may be provided under rule 313.

Mail zone sign



Note for diagram

A *mail zone sign* may have an arrow pointing in a different direction and anything on the sign may be differently arranged—see rule 316(4).

Division 6—Other places where stopping is restricted

Notes

1 ***Area***, ***length*** of road, ***park*** and ***stop*** are defined in the dictionary.

2 Rule 165 provides defences to the prosecution of a driver for an offence against a provision of this Division.

187 Stopping in a bus lane, bus only lane, tram lane, tramway, transit lane, truck lane or on tram tracks

Rule 187 (Heading) amended by S.R. No. 121/2020 rule 25(1).

(1) A driver must not stop in a bus lane, transit lane or truck lane unless the driver—

Rule 187(1)(a) substituted by S.R. No. 88/2018 rule 8(1).

(a) is driving—

(i) a commercial passenger vehicle while providing a commercial passenger vehicle service and is dropping off, or picking up, passengers; or

(ii) a public bus or public minibus and is dropping off, or picking up, passengers; and

(b) is permitted to drive in the lane under these Rules.

Penalty: 2 penalty units.

(2) A driver (except the driver of a tram, a tram recovery vehicle or a public bus) must not stop in a tram lane, a tramway or on tram tracks.

Penalty: 2 penalty units.

Rule 187(3) inserted by S.R. No. 121/2020 rule 25(2).

(3) A driver must not stop in a bus only lane unless the driver is driving a public bus and is dropping off, or picking up, passengers.

Penalty: 2 penalty units.

Notes

Note 1 to rule 187 amended by S.R. Nos 88/2018 rule 8(2), 121/2020 rule 25(3).

1 ***Bus lane*** is defined in rule 154, ***bus only lane*** is defined in rule 154A, ***tram lane*** is defined in rule 155, ***tramway*** is defined in rule 155A, ***transit lane*** is defined in rule 156 and ***truck lane*** is defined in rule 157. ***Public bus***, ***public minibus***, ***tram*** and ***tram tracks*** are defined in the dictionary. ***Commercial passenger vehicle*** and ***commercial passenger vehicle service*** are defined in the **Commercial Passenger Vehicle Industry Act 2017**.

2 Rule 76 deals with drivers keeping clear of trams travelling in tram lanes or on tram tracks marked on the left side by a yellow line.

3 Part 11, Division 6 deals with driving in bus lanes, tram lanes, transit lanes and truck lanes.

188 Stopping in a shared zone

A driver must not stop in a shared zone unless—

(a) the driver stops at a place on a length of road, or in an area, to which a parking control sign applies and the driver is permitted to stop at that place under these Rules; or

(b) the driver stops in a parking bay and the driver is permitted to stop in the parking bay under these Rules; or

(c) the driver is dropping off, or picking up, passengers or goods; or

(d) the driver is engaged in the door-to-door delivery or collection of goods, or in the collection of waste or garbage.

Penalty: 3 penalty units.

Note

Parking bay and ***parking control sign*** are defined in the dictionary, and ***shared zone*** is defined in rule 24.

189 Double parking

(1) A driver must not stop on a road if to do so would put any part of the vehicle that the driver is driving between a vehicle that is parked on the road and the centre of the road.

Penalty: 3 penalty units.

Note

One-way road and ***two-way road*** are defined in the dictionary.

Examples

Example 1

Double parked on a two-way road without a dividing line

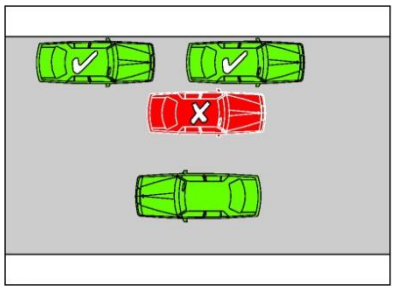

Example 2

Double parked on a two-way road with a dividing line

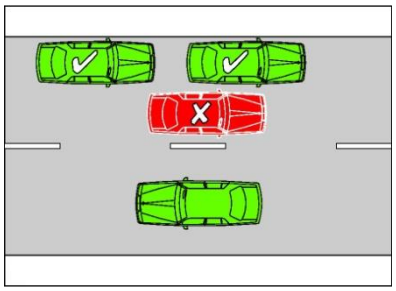

Example 3

Double parked on the right side of a one-way road with no vehicles parked on the left side of the road

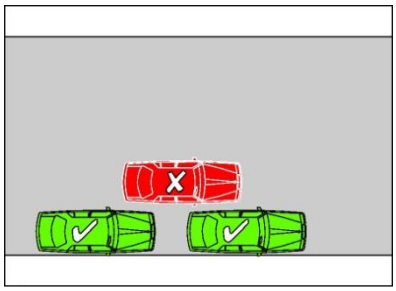

Example 4

Double parked on the left side of a one-way road with other vehicles lawfully parked on the right side of the road

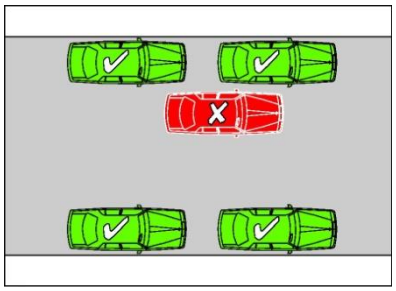

In the examples, the vehicle marked with an "X" is stopped in contravention of this rule.

(2) A driver does not contravene this rule by parking on the side of the road, or in a median strip parking area, in accordance with rule 210.

Note

Median strip parking area is defined in the dictionary.

Example

Vehicles parked in a parking area—not in contravention of this rule

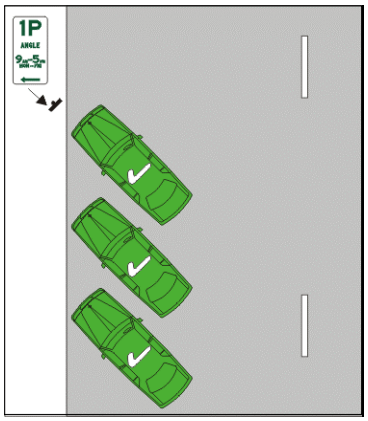

In the example, the angle-parked vehicles are not stopped in contravention of this rule.

190 Stopping in or near a safety zone

(1) A driver must not stop in a safety zone, or on a road within 10 metres before or after a safety zone, unless the driver stops at a place on a length of road, or in an area, to which a parking control sign applies and the driver is permitted to stop at that place under these Rules.

Penalty: 3 penalty units.

Notes

1 ***Parking control sign*** is defined in the dictionary. ***Safety zone*** is defined in rule 162.

2 A driver stops within a particular distance before or after something if the driver stops so any part of the vehicle is within that distance—see rule 350(2).

(2) For this rule, distances are measured—

(a) in the direction in which the driver is driving; and

(b) from the end of the structure; and

(c) as shown in the example.

(3) In this rule—

road does not include a road related area, but includes any shoulder of the road.

Note

Road related area is defined in rule 13, and ***shoulder*** is defined in rule 12.

Safety zone sign



Example

Measurement of distance—safety zone

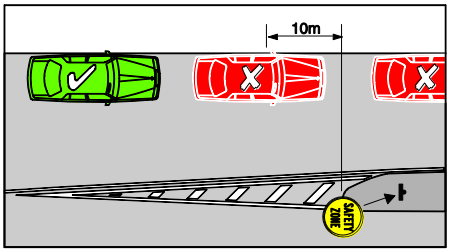

In the example, the vehicles marked with an "X" are stopped in contravention of this rule.

191 Stopping near an obstruction

A driver must not stop on a road near an obstruction on the road in a position that obstructs traffic on the road.

Penalty: 3 penalty units.

Note

Obstruction is defined in the dictionary.

192 Stopping on a bridge or in a tunnel etc.

(1) A driver must not stop on a bridge, causeway, ramp or similar structure unless—

(a) the road is at least as wide on the structure as it is on each of the approaches; or

(b) the driver stops at a place on a length of road, or in an area, to which a parking control sign applies and the driver is permitted to stop at that place under these Rules.

Penalty: 3 penalty units.

Note

Parking control sign is defined in the dictionary.

(2) A driver must not stop in a tunnel or underpass unless—

(a) the road is at least as wide in the tunnel or underpass as it is on each of the approaches; or

(b) the driver stops at a place on a length of road, or in an area, to which a parking control sign applies and the driver is permitted to stop at that place under these Rules.

Penalty: 3 penalty units.

Example

Stopping on a bridge where the road on the bridge is narrower than on an approach

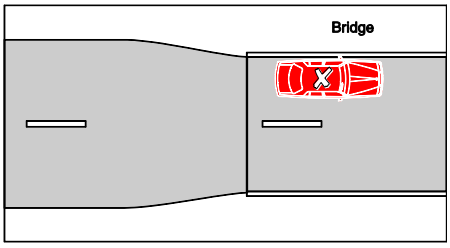

In the example, the vehicle is stopped in contravention of subrule (1).

193 Stopping on a crest or curve outside a built-up area

(1) A driver must not stop on or near a crest or curve on a length of road that is not in a built-up area unless—

(a) the driver's vehicle is visible for 100 metres to drivers approaching the vehicle and travelling in the direction of travel of traffic on the same side of the road as the vehicle; or

(b) the driver stops at a place on a length of road, or in an area, to which a parking control sign applies and the driver is permitted to stop at that place under these Rules.

Penalty: 3 penalty units.

Note

Built-up area, ***driver's vehicle*** and ***parking control sign*** are defined in the dictionary.

(2) In this rule—

road does not include a road related area, but includes any shoulder of the road.

Note

Road related area is defined in rule 13, and ***shoulder*** is defined in rule 12.

194 Stopping near a fire hydrant etc.

(1) A driver must not stop within 1 metre of a fire hydrant, fire hydrant indicator, or fire plug indicator, unless—

(a) the driver is driving a public bus, and the driver stops at a bus stop or in a bus zone and does not leave the bus unattended; or

(b) the driver is driving a taxi, and the driver stops in a taxi zone and does not leave the taxi unattended; or

(c) the driver is driving a public minibus, and the driver stops in a minibus zone and does not leave the minibus unattended.

Penalty: 3 penalty units.

Note

Bus zone is defined in rule 183. ***Public bus***, ***public minibus*** and ***taxi*** are defined in the dictionary. ***Minibus zone*** is defined in rule 184 and ***taxi zone*** is defined in rule 182.

(2) For this rule, a driver leaves a vehicle ***unattended*** if the driver leaves the vehicle so the driver is over 3 metres from the closest point of the vehicle.

(3) In this rule—

fire hydrant means an upright pipe with a spout, nozzle or other outlet for drawing water from a main or service pipe in case of fire or other emergency.

Examples

Fire hydrant indicators



Fire plug indicator

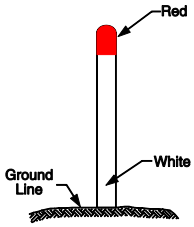

195 Stopping at or near a bus stop

(1) A driver (except the driver of a public bus) must not stop at a bus stop, or on the road, within 20 metres before a sign on the road that indicates the bus stop, and within 10 metres after the sign, unless the driver stops at a place on a length of road, or in an area, to which a parking control sign applies and the driver is permitted to stop at that place under these Rules.

Penalty: 3 penalty units.

Notes

1 ***Parking control sign*** and ***public bus*** are defined in the dictionary.

2 A driver stops within a particular distance before or after a sign indicating a bus stop if the driver stops so any part of the driver's vehicle is within that distance—see rule 350(2).

(2) For this rule, distances are measured in the direction in which the driver is driving.

(3) In this rule—

road does not include a road related area, but includes any shoulder of the road.

Note

Road related area is defined in rule 13, and ***shoulder*** is defined in rule 12.

196 Stopping at or near a tram stop

(1) A driver (except the driver of a tram, a tram recovery vehicle or a public bus travelling along tram tracks) must not stop at a tram stop or on the road within 20 metres before a sign on the road that indicates the tram stop, unless—

(a) the driver stops at a place on a length of road, or in an area, to which a parking control sign applies; and

(b) the driver is permitted to stop at that place under these Rules.

Penalty: 3 penalty units.

Notes

1 ***Parking control sign***, ***public bus***, ***tram***, ***tram recovery vehicle***, ***tram stop*** and ***travelling along tram tracks*** are defined in the dictionary.

2 A driver stops within a particular distance before a sign indicating a tram stop if the driver stops so any part of the driver's vehicle is within that distance—see rule 350(2).

(2) For this rule, the distance is measured in the direction in which the driver is driving.

(3) In this rule—

road does not include a road related area, but includes any shoulder of the road.

Note

Road related area is defined in rule 13, and ***shoulder*** is defined in rule 12.

197 Stopping on a path, dividing strip, nature strip, painted island or traffic island

(1) A driver must not stop on a bicycle path, footpath, shared path or dividing strip, or a nature strip adjacent to a length of road in a built-up area, unless—

(a) the driver stops at a place on a length of road, or in an area, to which a parking control sign applies and the driver is permitted to stop at that place under these Rules; or

(b) the driver's vehicle is a motor cycle and the driver stops in a place where the motor cycle does not inconvenience, obstruct, hinder or prevent the free passage of any pedestrian or other vehicle; or

(c) the driver is using a vehicle for the purpose of the operation of a detection device prescribed for the purposes of section 66 of the **Road Safety Act 1986**; or

Rule 197(1)(c) amended by S.R. No. 7/2023 rule 5(1).

(d) the driver's vehicle is—

Rule 197(1)(d) inserted by S.R. No. 7/2023 rule 5(2).

(i) a trailer carrying a relocatable digital RSC or mobile digital RSC; or

Rule 197 (1)(d)(i) amended by S.R. No. 11/2026 rule 3(1).

(ii) towing a trailer carrying a relocatable digital RSC or mobile digital RSC.

Rule 197 (1)(d)(ii) amended by S.R. No. 11/2026 rule 3(1).

Penalty: 3 penalty units.

Notes

1 ***Bicycle path*** is defined in rule 239. ***Built-up area***, ***dividing strip***, ***footpath***, ***nature strip*** and ***parking control sign*** are defined in the dictionary. ***Motor cycle*** is defined in the **Road Safety Act 1986**. ***Shared path*** is defined in rule 242.

2 A ***separated footpath*** is a particular kind of footpath—see rule 239.

Note 3 to rule 197(1) inserted by S.R. No. 7/2023 rule 5(3), amended by S.R. No. 11/2026 rule 3(2).

3 ***Relocatable digital RSC*** and ***mobile digital RSC*** are defined in the dictionary.

(1A) A driver must not stop on a painted island.

Penalty: 3 penalty units.

Notes

1 ***Painted island*** is defined in the dictionary.

2 Rule 85 deals with the give way rules applying to a driver entering a turning lane from a painted island and rule 138 deals with keeping off painted islands.

(1B) A driver must not stop on a traffic island.

Penalty: 3 penalty units.

Note

Traffic island is defined in the dictionary.

Rule 197(2) amended by S.R. No. 135/2021 rule 61(1).

(2) This rule does not apply to the rider of a bicycle, an electric scooter or animal.

Note to rule 197(2) amended by S.R. No. 135/2021 rule 61(2).

Note

Bicycle and ***electric scooter*** are defined in the dictionary.

198 Obstructing access to and from a footpath, driveway etc.

(1) A driver must not stop on a road in a position that obstructs access by vehicles or pedestrians to or from a footpath ramp or a similar way of access to a footpath, or a bicycle path or passageway unless—

(a) the driver is driving a public bus that is dropping off, or picking up, passengers; or

(b) the driver stops in a parking bay and the driver is permitted to stop in the parking bay under these Rules.

Penalty: 3 penalty units.

Note

Bicycle path is defined in rule 239. ***Footpath***, ***parking bay*** and ***public bus*** are defined in the dictionary.

(2) A driver must not stop on or across a driveway or other way of access for vehicles travelling to or from adjacent land unless—

(a) the driver—

(i) is dropping off, or picking up, passengers; and

(ii) does not leave the vehicle unattended; and

(iii) completes the dropping off, or picking up, of the passengers, and drives on, as soon as possible and, in any case, within 2 minutes after stopping; or

(b) the driver stops in a parking bay and the driver is permitted to stop in the parking bay under these Rules.

Penalty: 3 penalty units.

Notes

1 ***Adjacent land*** is defined in the dictionary.

2 A driver stops on or across a driveway or way of access if any part of the vehicle is on or across the driveway or way of access—see rule 350(3).

Example

Blocking a driveway

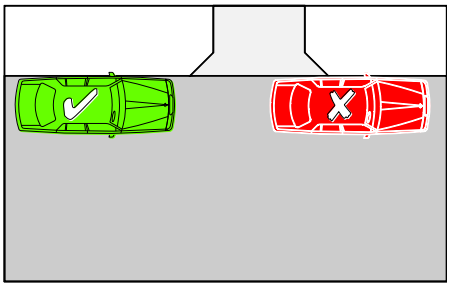

In the example, the vehicle marked with an "X" is stopped in contravention of subrule (2).

(3) For this rule, a driver leaves a vehicle ***unattended*** if the driver leaves the vehicle so that the driver is over 3 metres from the closest point of the vehicle.

199 Stopping near a postbox

(1) A driver must not stop on a road within 3 metres of a public postbox, unless the driver—

(a) is dropping off, or picking up, passengers or mail; or

(b) stops at a place on a length of road, or in an area, to which a parking control sign applies and the driver is permitted to stop at that place under these Rules.

Penalty: 3 penalty units.

Note

Parking control sign is defined in the dictionary.

(2) In this rule—

public postbox means a public postbox controlled by Australia Post.

200 Stopping on roads—heavy and long vehicles

(1) The driver of a heavy vehicle, or long vehicle, must not stop on a length of road that is not in a built-up area, except on the shoulder of the road, unless the length of road is an emergency stopping lane and the driver is permitted to stop in it under rule 178.

Penalty: 3 penalty units.

Note

Built-up area and ***emergency stopping lane*** are defined in the dictionary. ***Shoulder*** is defined in rule 12(3). ***Heavy vehicle*** is defined in the **Road Safety Act 1986**.

Note to rule 200(1) substituted by S.R. No. 87/2018 rule 10(1).

(2) The driver of a heavy vehicle, or long vehicle, must not stop on a length of road in a built-up area for longer than 1 hour, unless the information on or with a traffic control device specifically permits the driver of a heavy vehicle, or long vehicle, to stop on the length of road for longer than 1 hour, or is permitted to do so under subrule (2A) or by the Council.

Penalty: 3 penalty units.

Note

Council, ***traffic control device*** and ***with*** are defined in the dictionary.

(2A) The driver of a heavy vehicle, or long vehicle, other than a bus, is permitted to stop on a length of road in a built-up area for longer than 1 hour if, throughout the period when the vehicle is stopped on the length of road, the driver is engaged in dropping off, or picking up, goods.

(3) In this rule—

Rule 200(3) def. of *heavy vehicle* revoked by S.R. No. 87/2018 rule 10(2).

* * * * *

long vehicle means a vehicle that, together with any load or projection, is 7·5 metres long, or longer;

road does not include a road related area, but includes any shoulder of the road.

Notes

Note 1 to rule 200(3) amended by S.R. No. 87/2018 rule 10(3).

1 ***Road related area*** is defined in rule 13 and ***shoulder*** is defined in rule 12.

2 ***Vehicle*** includes a combination—see rule 15(d).

Rule 201 amended by S.R. No. 135/2021 rule 62(1).

201 Stopping on a road with a bicycle parking sign

A driver (except the rider of a bicycle or an electric scooter) must not stop on a length of road to which a *bicycle parking sign* applies, unless the driver is dropping off, or picking up, passengers.

Penalty: 2 penalty units.

Note to rule 201 amended by S.R. No. 135/2021 rule 62(2).

Note

Bicycle and ***electric scooter*** are defined in the dictionary.

Bicycle parking sign



Note for diagram

Anything on this sign may be differently arranged—see rule 316(4).

202 Stopping on a road with a motor bike parking sign

A driver (except the rider of a motor bike) must not stop on a length of road to which a *motor bike parking sign* applies, unless the driver is dropping off, or picking up, passengers.

Penalty: 2 penalty units.

Note

Motor bike is defined in the dictionary.

Motor bike parking sign



Note for diagram

Anything on this sign may be differently arranged—see rule 316(4).

203 Stopping in a parking area for people with disabilities

(1) A driver must not stop in a parking area for people with disabilities unless—

(a) the driver's vehicle displays a current parking permit for people with disabilities; and

(b) the driver complies with the conditions of use of the permit.

Penalty: 2 penalty units.

Note

Driver's vehicle and ***parking permit for people with disabilities*** are defined in the dictionary.

(2) A driver who stops in a parking area for people with disabilities or parks in accordance with rule 206 must when requested by a police officer or authorised person—

(a) state their name and address; and

(b) produce their driver licence; and

(c) produce a current parking permit for people with disabilities or satisfy the police officer or authorised person that the driver, or a passenger of the vehicle, holds a current parking permit for people with disabilities.

Penalty: 2 penalty units.

(3) If a driver fails to comply with a request under subrule (2), a police officer or authorised person may direct the driver to move the vehicle from the parking area for people with disabilities or the length of road or area where the vehicle is parked (as the case requires).

(4) A driver who is given a direction by a police officer or authorised person under subrule (3) must obey the direction.

Penalty: 2 penalty units.

(5) In this rule—

authorised person includes a person who is referred to in section 77(2)(b) or (e) of the **Road Safety Act 1986** and an officer who is referred to in section 77(4) of that Act.

(6) A ***parking area for people with disabilities*** is a length or area of a road—

(a) to which a *permissive parking sign* displaying a people with disabilities symbol applies; or

(b) to which a *people with disabilities parking sign* applies; or

(c) indicated by a road marking (a ***people with disabilities road marking***) that consists of, or includes, a people with disabilities symbol.

People with disabilities symbols



Permissive parking sign displaying a people with disabilities symbol (for a length of road)



Permissive parking sign displaying a people with disabilities symbol (for an area)





People with disabilities parking sign



Note for diagrams

Anything on these signs may be differently arranged—see rule 316(4).

203A Stopping in a slip lane

A driver must not stop in a slip lane unless—

(a) a parking control sign applies to the place where the driver stops; and

(b) the driver is permitted to stop at that place under these Rules.

Penalty: 3 penalty units.

Note

Parking control sign and ***slip lane*** are defined in the dictionary.

Rule 203B inserted by S.R. No. 121/2020 rule 26.

203B Stopping in a parking area for electric-powered vehicles

(1) A driver of a vehicle that is not an electric-powered vehicle must not stop in a parking area for electric-powered vehicles.

Penalty: 2 penalty units.

(2) A parking area for electric-powered vehicles is a length or area of a road—

(a) to which a *permissive parking sign* displaying an electric-powered vehicle symbol applies; or

(b) to which an *electric-powered vehicle parking sign* applies; or

(c) indicated by a road marking that consists of, or includes, an electric-powered vehicle symbol.

Note

Road marking is defined in the dictionary.

(3) An ***electric-powered vehicle*** means a vehicle that—

(a) is powered by one or more electric motors or traction motors, regardless of whether the vehicle is also powered by another form of propulsion; and

(b) can be recharged from an external source of electricity.

Electric-powered vehicle symbol



203C Stopping in a parking area for the charging of electric-powered vehicles

Rule 203C inserted by S.R. No. 121/2020 rule 26.

(1) A driver must not stop in a parking area for the charging of electric-powered vehicles unless—

(a) the driver's vehicle is an electric-powered vehicle; and

(b) the electric-powered vehicle is plugged in to an external source of electricity.

Penalty: 2 penalty units.

Note

Electric-powered vehicle is defined in rule 203B.

(2) A parking area for the charging of an electric-powered vehicle is a length or area of a road—

(a) to which a *permissive parking sign* displaying an electric-powered vehicle charging symbol applies; or

(b) to which an *electric-powered vehicle charging parking sign* applies; or

(c) indicated by a road marking that consists of, or includes, an electric-powered vehicle charging symbol.

Note

Road marking is defined in the dictionary.

Electric-powered vehicle charging symbol



Division 7—Permissive parking signs and parking fees

Notes

1 ***Area***, ***length*** of road, ***park*** and ***stop*** are defined in the dictionary.

2 Rule 165 provides defences to the prosecution of a driver for an offence against a provision of this Division.

204 Meaning of certain information on or with permissive parking signs

(1) This rule explains the meaning of certain information on or with a *permissive parking sign* applying to a length of road or an area.

Notes

Note 1

With is defined in the dictionary.

Permissive parking sign (for a length of road)

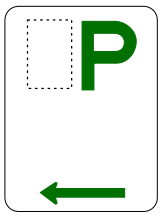

Permissive parking sign (for an area)



Permissive parking sign
(for a length of road)

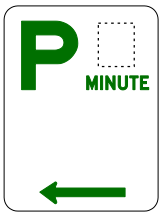

Notes for diagrams

1 There are a number of other permitted versions of each of these signs—see the diagrams in Schedule 3.

2 A *permissive parking sign* may have an arrow pointing in a different direction and anything on the sign may be differently arranged—see rule 316(4).

Note 2

Rule 318(1) and (2) deal with the effect of information on or with a traffic control device (including a *permissive parking sign*) that limits the application of the device to particular times or days. Under rule 318(3), if the information indicates that the device applies on a particular day, for example Friday, the sign does not have effect on a Friday that is a public holiday unless otherwise stated.

(2) A whole number, fraction, or whole number and fraction, immediately to the left of the letter "P" indicates that a driver must not park on the length of road, or in the area, continuously for longer than the period of hours, or fraction of an hour, equal to the number, fraction, or number and fraction, shown.

Examples of permissive parking signs showing permitted parking periods and times of operation

Example 1

Permissive parking sign applying to a length of road with a whole number to the left of P



Example 2

Permissive parking sign applying to an area with a whole number to the left of P



In example 1, the sign indicates that a driver must not park continuously for longer than 1 hour on Saturdays between 9 a.m. and 12 noon.

In example 2, the sign indicates that a driver must not park in the area for longer than 2 hours on Mondays to Fridays between 8.30 a.m. and 5 p.m., and on Saturdays between 8.30 a.m. and 12 noon, unless permitted by information on or with another traffic control device.

(3) A number, together with the word "minute", immediately to the right of the letter "P" indicate that a driver must not park on the length of road, or in the area, continuously for longer than the number of minutes shown.

Example

Example 3

Permissive parking sign with a number of minutes to the right of P

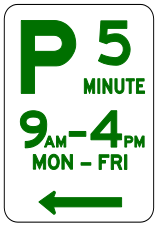

In this example, the sign indicates that a driver must not park continuously for longer than 5 minutes on Mondays to Fridays between 9 a.m. and 4 p.m.

(4) The word "parking", together with words indicating a number of hours or minutes, indicate that a driver must not park on the length of road, or in the area, continuously for longer than the number of hours or minutes shown.

205 Parking for longer than indicated

(1) A driver must not park continuously on a length of road, or in an area, to which a *permissive parking sign* applies for longer than the period indicated by information on or with the sign or, if rule 206 applies to the driver, the period allowed under that rule.

Penalty: 2 penalty units.

Note

With is defined in the dictionary.

(1A) If a *permissive parking sign* does not indicate a period and does not indicate that it applies at particular times, or at particular times on particular days, a driver may, at any time, park continuously on a length of road, or in an area, to which the sign applies, unless—

(a) another parking control sign applies to the length of road or area; and

(b) the driver is prohibited from parking on the length of road, or in the area, under these Rules.

Note

Parking control sign is defined in the dictionary.

(2) For subrule (1), a driver parks continuously on a length of road, or in an area, to which a *permissive parking sign* applies, from the time when the driver parks on the length of road, or in the area, until the driver, or another driver, moves the vehicle off the length of road, or out of the area, to which the *permissive parking sign* applies.

Rule 205(3) inserted by S.R. No. 111/2021 rule 7, substituted by S.R. No. 7/2023 rule 6.

(3) Subrule (1) does not apply if—

(a) the driver is using a vehicle for the purpose of the operation of a detection device prescribed for the purposes of section 66 of the **Road Safety Act 1986**; or

(b) the driver's vehicle is—

Rule 205 (3)(b)(i) amended by S.R. No. 11/2026 rule 4(1).

(i) a trailer carrying a relocatable digital RSC or mobile digital RSC; or

Rule 205 (3)(b)(ii) amended by S.R. No. 11/2026 rule 4(1).

(ii) towing a trailer carrying a relocatable digital RSC or mobile digital RSC.

Note to rule 205(3) amended by S.R. No. 11/2026 rule 4(2).

Note

Relocatable digital RSC and ***mobile digital RSC*** are defined in the dictionary.

205A Parking outside times indicated

If a *permissive parking sign* indicates that it applies at particular times, or at particular times on particular days, a driver may park on the length of road, or in an area, to which the sign applies at a time, or at a time on a day, when the sign does not apply, unless—

(a) another parking control sign applies to the length of road or area; and

(b) the driver is prohibited from parking on the length of road, or in the area, at that time, or at that time on that day, under these Rules.

Notes

1 ***Parking control sign*** is defined in the dictionary.

2 Rule 318(1) and (2) deal with the effect of information on or with a traffic control device (including a *permissive parking sign*) that limits the application of the device to particular times or days. Under rule 318(3), if the information indicates that the device applies on a particular day, for example Friday, the sign does not have effect on a Friday that is a public holiday at the place where the device is located, unless otherwise stated.

206 Time extension for people with disabilities

(1) This rule applies to a driver if—

(a) the driver's vehicle displays a current parking permit for people with disabilities; and

(b) the driver complies with the conditions of use of the permit.

Note

Driver's vehicle and ***parking permit for people with disabilities*** are defined in the dictionary.

(2) The driver may park—

(a) continuously on a length of road, or in an area, to which a *permissive parking sign* applies (except in a parking area for people with disabilities) for twice the period indicated on the sign; and

(b) in accordance with the conditions of use of the parking permit for people with disabilities.

Note

Parking area for people with disabilities is defined in rule 203. ***Parking permit for people with disabilities*** is defined in the dictionary.

207 Parking where fees are payable

(1) This rule applies to a driver who parks on a length of road, or in an area, to which a *permissive parking sign* applies if information on or with the sign indicates that a fee is payable for parking.

Rule 207(1) amended by S.R. No. 96/2019 rule 9(1).

Note

With is defined in the dictionary.

(2) The driver must—

(a) pay the fee (if any); and

Rule 207(2)(b) amended by S.R. No. 96/2019 rule 9(2).

(b) obey any instructions on or with the sign.

Penalty: 2 penalty units.

Rule 207(3) inserted by S.R. No. 111/2021 rule 8, substituted by S.R. No. 7/2023 rule 7.

(3) Subrule (1) does not apply if—

(a) the driver is using a vehicle for the purpose of the operation of a detection device prescribed for the purposes of section 66 of the **Road Safety Act 1986**; or

(b) the driver's vehicle is—

Rule 207 (3)(b)(i) amended by S.R. No. 11/2026 rule 5(1).

(i) a trailer carrying a relocatable digital RSC or mobile digital RSC; or

Rule 207 (3)(b)(ii) amended by S.R. No. 11/2026 rule 5(1).

(ii) towing a trailer carrying a relocatable digital RSC or mobile digital RSC.

Note to rule 207(3) amended by S.R. No. 11/2026 rule 5(2).

Note

Relocatable digital RSC and ***mobile digital RSC*** are defined in the dictionary.

Division 8—Parallel parking

Notes

1 ***Area***, ***length*** of road and ***park*** are defined in the dictionary.

2 Rule 165 provides defences to the prosecution of a driver for an offence against a provision of this Division.

208 Parallel parking on a road (except in a median strip parking area)

(1) A driver who parks on a road (except in a median strip parking area) must position the driver's vehicle in accordance with subrules (2) to (8).

Penalty: 3 penalty units.

Note

Driver's vehicle and ***median strip parking area*** are defined in the dictionary.

(2) The driver must position the vehicle to face—

(a) in the direction of travel of vehicles in the marked lane or line of traffic on, or next to, the part of the road where the driver parks; or

(b) if there is no traffic on, or next to, that part of the road—in the direction in which vehicles could lawfully travel on that part of the road.

Note

Marked lane is defined in the dictionary.

(3) If the road is a two-way road, the driver must position the vehicle parallel, and as near as practicable, to the far left side of the road.

Note

Two-way road is defined in the dictionary.

(4) If the road is a one-way road, the driver must position the vehicle parallel, and as near as practicable, to the far left or far right side of the road, unless otherwise indicated by information on or with a parking control sign.

Note

One-way road, ***parking control sign*** and ***with*** are defined in the dictionary.

(5) If the driver does not park in a parking bay, the driver must position the vehicle at least 1 metre from the closest point of any vehicle in front of it and any vehicle behind it.

Note

Parking bay is defined in the dictionary.

(6) If the road has a continuous dividing line or a dividing strip, the driver must position the vehicle at least 3 metres from the continuous dividing line or dividing strip, unless otherwise indicated by information on or with a parking control sign.

Note

Dividing line and ***dividing strip*** are defined in the dictionary.

(7) If the road does not have a continuous dividing line or a dividing strip, the driver must position the vehicle so there is at least 3 metres of the road alongside the vehicle that is clear for other vehicles to pass, unless otherwise indicated by information on or with a parking control sign.

(8) The driver must position the vehicle so the vehicle does not unreasonably obstruct the path of other vehicles or pedestrians.

(9) This rule does not apply to—

(a) a driver if the driver parks on a length of road, or in an area, to which a parking control sign or road marking applies, and information on or with the sign or road marking includes the words "angle parking" or "angle"; or

(b) the rider of a motor bike if the rider parks the motor bike on a length of road, or in an area, to which a *permissive parking sign* applies and the sign indicates that the length of road or area is for parking motor bikes.

Notes

1 ***Motor bike*** and ***road marking*** are defined in the dictionary.

2 Division 9 deals with angle parking.

(10) Subrules (3) and (4) do not apply to the rider of a motor bike if the rider positions the motor bike so at least 1 wheel is as near as practicable to the far left or far right side of the road.

(11) If a road has one or more service roads, the part of the road used by the main body of moving vehicles, and each service road, is taken to be a separate road for this rule.

Note

Part of the road used by the main body of moving vehicles and ***service road*** are defined in the dictionary.

(12) In this rule—

continuous dividing line means—

(a) a single continuous dividing line only; or

(b) a single continuous dividing line to the left or right of a broken dividing line; or

(c) 2 parallel continuous dividing lines;

road does not include a road related area, but includes any shoulder of the road.

Note

Road related area is defined in rule 13 and ***shoulder*** is defined in rule 12.

Example

Parallel parking—minimum distance from other vehicles and dividing strip

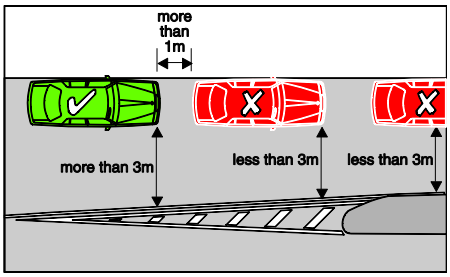

In the example, the vehicles marked with an "X" are parked in contravention of this rule.

208A Parallel parking in a road related area (except in a median strip parking area)

(1) A driver who parks in a road related area (except in a median strip parking area) must position the driver's vehicle to face—

(a) in the direction of travel of vehicles in the marked lane or line of traffic next to the part of the road related area where the driver parks; or

(b) if there is no traffic next to that part of the road related area—in the direction in which vehicles could lawfully travel in the road related area; or

(c) if the road related area is an area that divides a road, either—

(i) in the direction of travel of vehicles in the marked lane or line of traffic to the left of the driver; or

(ii) if there is no traffic to the left of the driver—in the direction in which vehicles could lawfully travel on that part of the road.

Penalty: 3 penalty units.

Note

Driver's vehicle, ***line of traffic***, ***marked lane*** and ***median strip parking area*** are defined in the dictionary. ***Road related area*** is defined in rule 13.

(2) Subrule (1) does not apply if—

(a) the driver is permitted to park in another manner in the road related area under these Rules; or

(b) signs or road markings indicate that angle parking is required in the road related area.

209 Parallel parking in a median strip parking area

(1) This rule applies to a driver who parks in a median strip parking area if a parking control sign or road marking applies to the area, and information on or with the sign or road marking indicates that the driver's vehicle must be positioned parallel to the median strip.

Note

Driver's vehicle, ***median strip***, ***median strip parking area***, ***parking control sign***, ***road marking*** and ***with*** are defined in the dictionary.

(2) The driver must position the driver's vehicle—

(a) to face—

(i) in the direction of travel of vehicles in the marked lane or line of traffic to the left of the driver; or

(ii) if there is no traffic to the left of the driver—in the direction in which vehicles could lawfully travel on that part of the road; and

(b) parallel, and as near as practicable, to the centre of the median strip; and

(c) if the driver does not park in a parking bay—at least 1 metre from the closest point of any vehicle in front of it and any vehicle behind it.

Penalty: 2 penalty units.

Note

Marked lane and ***parking bay*** are defined in the dictionary.

(3) This rule does not apply to the rider of a motor bike.

Note

Motor bike is defined in the dictionary.

Division 9—Angle parking

Notes

1 ***Park*** is defined in the dictionary.

2 Rule 165 provides defences to the prosecution of a driver for an offence against a provision of this Division.

210 Angle parking

(1) If a driver parks in a parking area on the side of a road, or in a median strip parking area—

(a) to which a parking control sign with the words "angle parking" or "angle" applies; or

(b) to which a road marking indicating an angle applies—

the driver must position the driver's vehicle in accordance with subrules (2) to (4).

Penalty: 2 penalty units.

Notes

1 ***Driver's vehicle***, ***median strip parking area***, ***parking area***, ***parking control sign***, ***road marking*** and ***with*** are defined in the dictionary.

2 Rule 212 deals with whether a driver enters a median strip parking area forwards or in reverse.

(2) If the parking control sign or road marking indicates that the vehicle must be positioned at a specified angle (other than 90°), the driver must position the vehicle—

(a) so that the vehicle is at an angle as near as practicable to the specified angle; and

(b) if the vehicle is parked on the side of the road—with the rear of the vehicle nearest to the centre of the road.

(2A) If the parking control sign or road marking does not indicate the angle at which the vehicle must be positioned, the driver must position the vehicle—

(a) so that the vehicle is at an angle as near as practicable to 45°, as shown in example 1 or 2; and

(b) if the vehicle is parked on the side of the road—with the rear of the vehicle nearest to the centre of the road.

Examples

Example 1

Parking at 45°
at the side of a two-way road

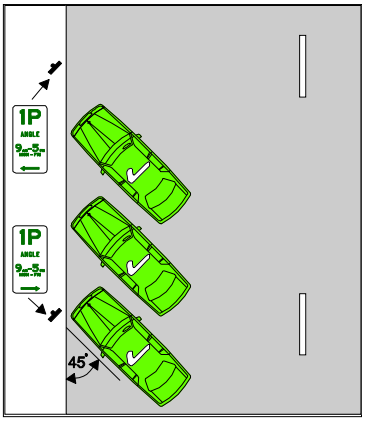

Example 2

Parking at 45°
at the right side of a one-way road

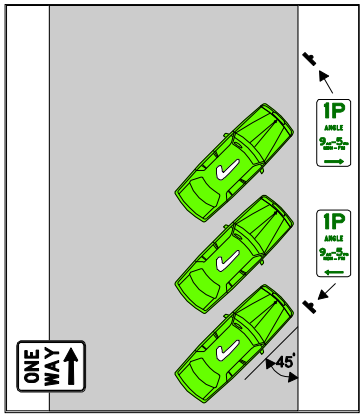

(2B) Subrules (2) and (2A) do not apply if the road marking, or information on the parking control sign, includes the words "rear in" or similar words.

(3) If the parking control sign or road marking indicates that the vehicle must be positioned at an angle of 90°, the driver—

(a) must position the driver's vehicle so the vehicle is at an angle as near as practicable to 90°, as shown in example 3 or 4; and

(b) if the vehicle is parked on the side of the road—

(i) if the road marking, or information on the parking control sign, includes the words "rear in" or "front in", or similar words—must position the vehicle so that the front of the vehicle is nearest the centre of the road, or the rear of the vehicle is nearest the centre of the road, in accordance with the road marking or sign; or

(ii) otherwise—may position the vehicle either way around.

Examples

Example 3

Parking at 90°
at the side of a two-way road

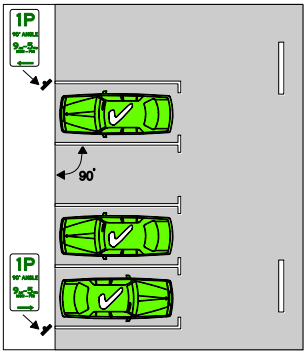

Example 4

Parking at 90°
at the right side of a one-way road

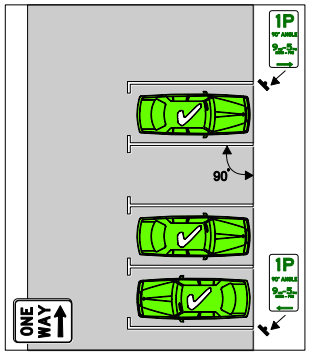

(4) If the road marking, or information on the parking control sign, includes the words "rear in", or similar words, the driver must position the driver's vehicle—

(a) so that the vehicle is at an angle as near as practicable to—

(i) the angle indicated by the road marking or parking control sign; or

(ii) if the road marking or parking control sign does not indicate an angle—45°; and

(b) if the vehicle is parked on the side of the road—with the front of the vehicle nearest to the centre of the road.

(4A) Subrule (4) does not apply if the parking control sign or road marking indicates that the vehicle must be positioned at an angle of 90°.

Examples for subrule (4)

Example 5

Parking "rear in" at 30° at the side of a road

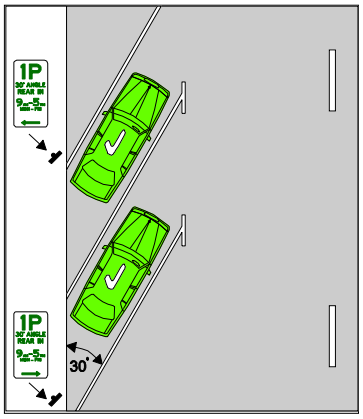

Example 6

Parking "rear in" at 30° in a median strip parking area

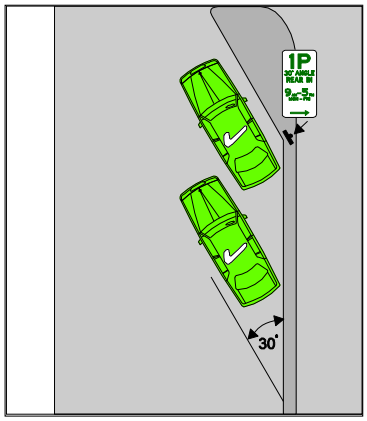

Example 7

Parking "rear in" at 45°
at the side of a road

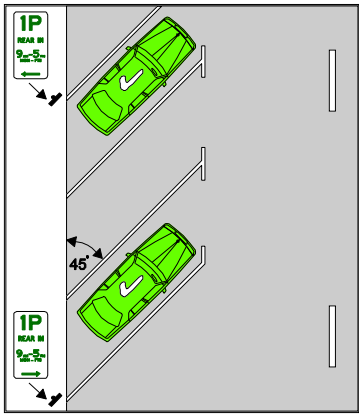

Example 8

Parking "rear in" at 45°
in a median strip parking area

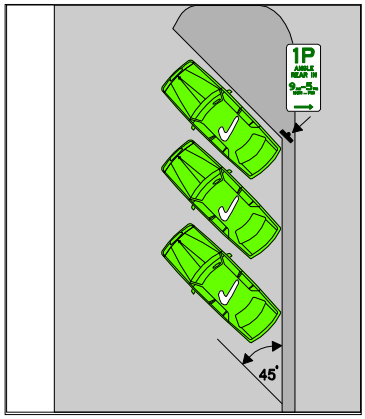

Example 9

Parking "rear in" at 60°
at the side of a road

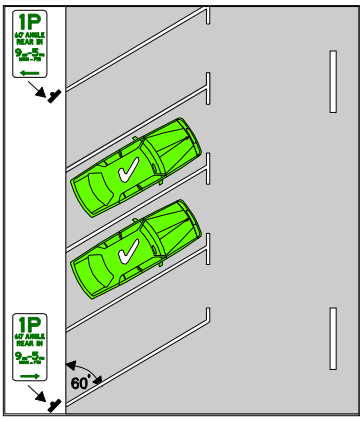

Example 10

Parking "rear in" at 60°
in a median strip parking area

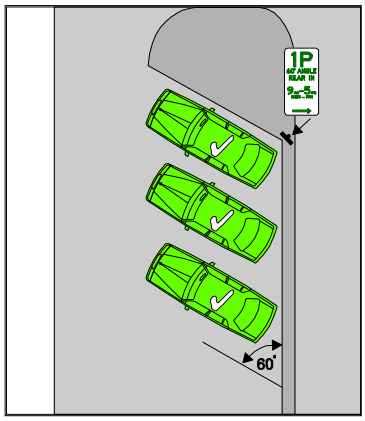

(5) This rule does not apply to the rider of a motor bike.

Note

Motor bike is defined in the dictionary.

Division 10—Other parking related rules

Notes

1 ***Area***, ***length*** of road, ***park*** and ***stop*** are defined in the dictionary.

2 Rule 165 provides defences to the prosecution of a driver for an offence against a provision of this Division.

211 Parking in parking bays

(1) This rule applies to a driver who parks on a length of road, or in an area, that has parking bays (whether or not a *park in bays only sign* applies to the length of road or area).

Note

Parking bay is defined in the dictionary.

Park in bays only sign



(2) A driver must position the driver's vehicle completely within a single parking bay, unless the vehicle is too wide or long to fit completely within the bay.

Penalty: 3 penalty units.

Notes

1 ***Driver's vehicle*** is defined in the dictionary.

2 ***Vehicle*** includes a combination—see rule 15(d).

(3) If the vehicle is too wide or long to fit completely within a single parking bay, the driver must park the driver's vehicle within the minimum number of parking bays needed to park the vehicle.

Penalty: 3 penalty units.

212 Entering and leaving a median strip parking area

(1) If information on or with a traffic control device indicates that a driver must enter or leave a median strip parking area in a particular direction, the driver must enter or leave the area in that direction.

Penalty: 5 penalty units.

Note

Median strip parking area, ***traffic control device*** and ***with*** are defined in the dictionary.

(2) If there is no information on or with a traffic control device that indicates that a driver must enter or leave a median strip parking area in a particular direction, the driver must enter or leave the area by driving forward.

Penalty: 3 penalty units.

Example

Leaving median strip parking area by driving forward

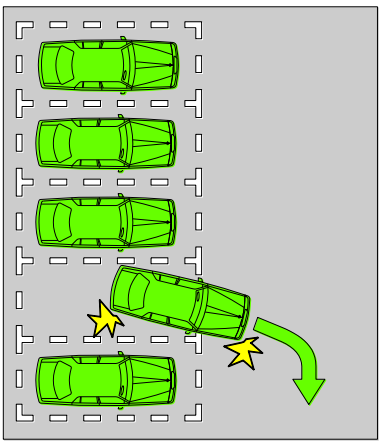

213 Making a motor vehicle secure

(1) The driver of a motor vehicle who stops and leaves the motor vehicle on a road, must ensure that this rule is complied with except so far as the driver is exempt from this rule under subrule (7) or (8).

Penalty: 3 penalty units.

Note

Motor vehicle is defined in the **Road Safety Act 1986**.

(2) Before leaving the vehicle, the driver must apply the parking brake effectively or, if weather conditions (for example, snow) would prevent the effective operation of the parking brake, effectively restrain the motor vehicle's movement in another way.

(3) If the driver will be over 3 metres from the closest part of the vehicle, the driver must switch off the engine before leaving the vehicle.

(4) If the driver will be over 3 metres from the closest part of the vehicle, and—

(a) there is no-one left in the vehicle; or

(b) there is only a child or children under 16 years old left in the vehicle—

the driver must remove the ignition key before leaving the vehicle.

(5) If the driver will be over 3 metres from the closest part of the vehicle and there is no-one left in the vehicle, the driver must—

(a) if the windows of the vehicle can be secured—secure the windows immediately before leaving the vehicle; and

(b) if the doors of the vehicle can be locked—lock the doors immediately after leaving the vehicle.

Note

Window is defined in the dictionary.

(6) For the purposes of subrule (5), a window is secure even if it is open by up to 2 centimetres.

(7) Subrules (3), (4) and (5) do not apply to—

(a) the driver of a vehicle who is engaged in the collection of waste or garbage, and is required to get in or out of the vehicle, or on or off the vehicle, at frequent intervals; or

(b) the driver of a cash-in-transit vehicle while on duty; or

(c) the driver of a refrigerated transport vehicle; or

Rule 213(7)(c) amended by S.R. No. 111/2021 rule 9.

(d) the driver of a breakdown vehicle; or

Rule 213(7)(d) amended by S.R. No. 153/2019 rule 4(Sch. 1 item 5(a)), substituted by S.R. No. 121/2020 rule 8(1).

(e) the driver of a vehicle acting in accordance with an exemption from the application of those subrules granted by the Secretary under subrule (8).

Rule 213(7)(e) inserted by S.R. No. 121/2020 rule 8(1).

* * * * *

Note to rule 213(7) revoked by S.R. No. 121/2020 rule 8(2).

Rule 213(8) amended by S.R. No. 153/2019 rule 4(Sch. 1 item 5(b)).

(8) The Secretary may exempt a driver of a vehicle or class of vehicles from the requirements of subrules (3), (4) or (5) subject to any conditions the Secretary thinks fit.

Rule 213(9) inserted by S.R. No. 121/2020 rule 8(3).

(9) In this rule—

breakdown vehicle means a vehicle driven by a person who attends disabled vehicles as part of the person's employment for the purpose of repairing the disabled vehicle;

cash-in-transit vehicle means a vehicle collecting, transferring or delivering cash or other valuables which is being driven by a person who is a ***security guard*** licensed under the **Private Security Act 2004** to perform cash-in-transit activities.

Part 13—Lights and warning devices

Division 1—Lights on vehicles (except bicycles, electric scooters, animals and animal-drawn vehicles)

Pt 13 Div. 1 (Heading) amended by S.R. No. 135/2021 rule 63.

214 Division does not apply to riders of bicycles, electric scooters, animals or animal-drawn vehicles

Rule 214 (Heading) amended by S.R. No. 135/2021 rule 64(1).

This Division does not apply to the rider of a bicycle, an electric scooter, animal or animal-drawn vehicle.

Rule 214 amended by S.R. No. 135/2021 rule 64(2).

Notes

1 ***Bicycle*** and ***electric scooter*** are defined in the dictionary.

Note 1 to rule 214 amended by S.R. No. 135/2021 rule 64(3).

2 The rules for using lights when riding a bicycle, an electric scooter or an animal-drawn vehicle at night, or in hazardous weather conditions, are—

Note 2 to rule 214 amended by S.R. No. 135/2021 rule 64(4).

- for riders of bicycles or electric scooters—rule 259;
- for riders of animal-drawn vehicles—rule 223.

215 Using lights when driving at night or in hazardous weather conditions

(1) A driver must not drive at night, or in hazardous weather conditions causing reduced visibility unless—

(a) the headlights, tail lights and number plate light fitted to the driver's vehicle are operating effectively and are clearly visible; and

(b) if the vehicle is fitted with clearance lights or side marker lights—those lights are operating effectively and are clearly visible.

Penalty: 5 penalty units.

Notes

1 ***Driver's vehicle*** and ***night*** are defined in the dictionary.

2 ***Drive*** includes be in control of—see the definition in the dictionary.

(2) However, this rule does not apply to a driver if the driver's vehicle is stopped or parked at a place on a length of road, or in an area, to which a parking control sign applies and the driver is permitted to stop or park at that place under these Rules.

Note

Length of road and ***parking control sign*** are defined in the dictionary.

(3) Also, a driver driving during the day in fog, or other hazardous weather conditions causing reduced visibility, may drive without the headlights of the driver's vehicle operating if the vehicle is fitted with front fog lights and those lights are operating effectively and are clearly visible.

Rule 215(4) amended by S.R. Nos 153/2019 rule 4(Sch. 1 item 6), 21/2025 rule 11.

(4) In subrule (1), a reference to a kind of ***light*** fitted to a vehicle is a reference to a light of that kind required to be fitted to the vehicle as approved by the Secretary or the Regulator or as specified in the Road Safety (Vehicles) Regulations 2021[1] or the Heavy Vehicle National Law (Victoria) (as the case requires).

216 Towing a vehicle at night or in hazardous weather conditions

(1) A driver must not tow a vehicle at night, or in hazardous weather conditions causing reduced visibility unless—

(a) if the towed vehicle is being towed from the front of the vehicle—

(i) the tail lights of the vehicle are operating effectively and are clearly visible; or

(ii) the vehicle has portable rear lights that are operating; or

(b) if the towed vehicle is being towed from the rear of the vehicle—the vehicle has portable rear lights that are operating.

Penalty: 5 penalty units.

Note

Night is defined in the dictionary.

(2) However, this rule does not apply to the driver of a tow truck if—

(a) the driver is towing a disabled vehicle carrying a placard load of dangerous goods to a place that is safely off the road; and

(b) a vehicle carrying a warning to other traffic is following immediately behind the disabled vehicle.

Note

Tow truck is defined in the dictionary.

(3) In this rule—

Rule 216(3) def. of *dangerous goods* amended by S.R. No. 96/2019 rule 10(1).

dangerous goods has the same meaning as in regulation 38 of the Dangerous Goods (Transport by Road or Rail) Regulations 2018[2];

Rule 216(3) def. of *placard load* amended by S.R. No. 96/2019 rule 10(2).

placard load has the same meaning as in regulation 83 of the Dangerous Goods (Transport by Road or Rail) Regulations 2018;

portable rear lights means—

(a) for a vehicle being towed from the front of the vehicle—a pair of lights attached to the rear of the vehicle that, when operating, show a red light that is clearly visible for at least 200 metres from the rear of the vehicle; and

(b) for a vehicle being towed from the rear of the vehicle—a pair of lights attached to the front of the vehicle that, when operating, show a red light that is clearly visible for at least 200 metres from the front of the vehicle;

road does not include a road related area, but includes any shoulder of the road.

Note

Road related area is defined in rule 13 and ***shoulder*** is defined in rule 12.

217 Using fog lights

(1) The driver of vehicle fitted with front fog lights or rear fog lights must not operate the fog light unless the driver is driving in fog or other hazardous weather conditions causing reduced visibility.

Penalty: 3 penalty units.

(2) In this rule—

front fog light has the same meaning as in regulation 5 of the Road Safety (Vehicles) Regulations 2021;

Rule 217(2) def. of *front fog light* amended by S.R. No. 21/2025 rule 12(a).

rear fog light has the same meaning as in regulation 5 of the Road Safety (Vehicles) Regulations 2021.

Rule 217(2) def. of *rear fog light* amended by S.R. No. 21/2025 rule 12(b).

218 Using headlights on high-beam

(1) The driver of a vehicle must not use the vehicle's headlights on high-beam, or allow the vehicle's headlights to be used on high-beam, if the driver is driving—

(a) less than 200 metres behind a vehicle travelling in the same direction as the driver; or

(b) less than 200 metres from an oncoming vehicle.

Penalty: 5 penalty units.

Note

High-beam and ***oncoming vehicle*** are defined in the dictionary.

(2) However, if the driver is overtaking a vehicle, the driver may briefly switch the headlights from low-beam to high-beam immediately before the driver begins to overtake the vehicle.

Note

Low-beam and ***overtake*** are defined in the dictionary.

Examples

Example 1

Using headlights on low-beam when travelling less than 200 metres behind another vehicle travelling in the same direction

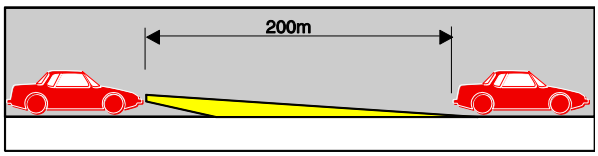

Example 2

Using headlights on low-beam when travelling within 200 metres of an oncoming vehicle

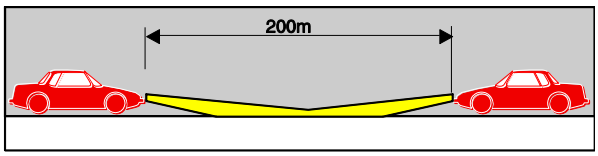

219 Lights not to be used to dazzle other road users

A driver must not use, or allow to be used, any light fitted to or in the driver's vehicle to dazzle, or in a way that is likely to dazzle, another road user.

Penalty: 3 penalty units.

Notes

1 ***Driver's vehicle*** is defined in the dictionary. ***Road user*** is defined in rule 14.

2 ***Driver*** includes a person in control of a vehicle—see the definition of ***drive*** in the dictionary.

220 Using lights on vehicles that are stopped

(1) A driver must not stop on a road at night unless—

(a) if the driver's vehicle is 2·2 metres wide, or wider—the clearance and side marker lights fitted to the vehicle are operating effectively and are clearly visible; or

(b) in any other case—the parking lights fitted to the driver's vehicle are operating effectively and are clearly visible.

Penalty: 3 penalty units.

Note

Driver's vehicle and ***night*** are defined in the dictionary.

(2) This rule does not apply to a driver if the driver stops on a length of road, or in an area, with street lighting and the driver's vehicle is visible for at least 200 metres in all directions from the vehicle.

Note

Length of road is defined in the dictionary.

(3) In subrule (1), a reference to a kind of ***light*** fitted to a vehicle is a reference to a light of that kind required to be fitted to the vehicle as approved by the Secretary or the Regulator or as specified in the Road Safety (Vehicles) Regulations 2021 or the Heavy Vehicle National Law (Victoria) (as the case requires).

Rule 220(3) amended by S.R. Nos 153/2019 rule 4(Sch. 1 item 7), 21/2025 rule 13.

(4) In this rule—

road does not include a road related area, but includes any shoulder of the road.

Note

Road related area is defined in rule 13, and ***shoulder*** is defined in rule 12.

221 Using hazard warning lights

The driver of a vehicle fitted with hazard warning lights must not use the hazard warning lights, or allow them to be used, unless—

(a) the vehicle is stopped and is obstructing, or is likely to obstruct, the path of other vehicles or pedestrians; or

(b) the vehicle is a slow-moving vehicle and is obstructing, or is likely to obstruct, the path of other vehicles or pedestrians; or

(c) the vehicle is stopped in an emergency stopping lane; or

(d) the driver stops the vehicle to sell a product (for example, ice creams) that may attract children onto the road; or

(e) the driver is driving in hazardous weather conditions (for example, fog or smoke); or

Rule 221(f) amended by S.R. No. 111/2021 rule 10.

(f) the vehicle is a bus carrying children, and the driver stops the vehicle to drop off or pick up a child and is required or permitted to operate the hazard warning lights under regulation 8 of the Bus Safety Regulations 2020[3]; or

(g) the hazard warning lights are operating as part of an anti-theft device or an alcohol interlock fitted to the vehicle.

Penalty: 3 penalty units.

Notes

1 ***Bus*** and ***alcohol interlock*** are defined in the **Road Safety Act 1986**. ***Hazard warning lights*** is defined in the dictionary. ***Emergency stopping lane*** is defined in rule 95.

2 ***Driver*** includes a person in control of a vehicle—see the definition of ***drive*** in the dictionary.

3 A vehicle does not obstruct another vehicle only because the vehicle is stopped in traffic or is travelling more slowly than other vehicles—see the definition of ***obstruction*** in the dictionary.

222 Using warning lights on buses carrying children

* * * * *

Note

There is no rule 222. Refer to regulation 8 of the Bus Safety Regulations 2020.

Note to rule 222 amended by S.R. No. 111/2021 rule 11.

Division 2—Lights on animal-drawn vehicles

223 Using lights when riding an animal-drawn vehicle at night or in hazardous weather conditions

A person must not ride an animal-drawn vehicle at night, or in hazardous weather conditions causing reduced visibility, unless the vehicle is fitted with, and displays—

(a) a white light fitted at or towards the front of each side of the vehicle that is clearly visible for at least 200 metres from the front of the vehicle; and

(b) a red light fitted at or towards the rear of each side of the vehicle that is clearly visible for at least 200 metres from the rear of the vehicle; and

(c) a red reflector fitted at or towards the rear of each side of the vehicle that is—

(i) not over 1·5 metres above ground level; and

(ii) clearly visible for at least 50 metres from the rear of the vehicle when light is projected onto it by another vehicle's headlight on low-beam.

Penalty: 3 penalty units.

Note

Low-beam and ***night*** are defined in the dictionary.

Division 3—Horns and radar detectors

224 Using horns and similar warning devices

A driver must not use, or allow to be used, a horn, or similar warning device, fitted to or in the driver's vehicle unless—

(a) it is necessary to use the horn, or warning device, to warn other road users or animals of the approach or position of the vehicle; or

(b) the horn, or warning device, is being used as part of an anti-theft device, or an alcohol interlock fitted to the vehicle.

Penalty: 1 penalty unit.

Notes

1 ***Driver's vehicle*** is defined in the dictionary. ***Road user*** is defined in rule 14. ***Alcohol interlock*** is defined in the **Road Safety Act 1986**.

2 ***Driver*** includes a person in control of a vehicle—see the definition of ***drive*** in the dictionary.

225 Using radar detectors and similar devices

* * * * *

Note

There is no rule 225. Refer to section 74 of the **Road Safety Act 1986**.

Division 4—Portable warning triangles for heavy vehicles

226 Heavy vehicles to be equipped with portable warning triangles

(1) A person must not drive a vehicle with a GVM over 12 tonnes unless the vehicle is equipped with at least 3 portable warning triangles.

Penalty: 3 penalty units.

Note

GVM is defined in the **Road Safety Act 1986**. ***Portable warning triangle*** is defined in the dictionary.

(2) The person must produce the portable warning triangles for inspection if the person is directed to do so by a police officer or an authorised person.

Penalty: 3 penalty units.

Note

Authorised person and ***police officer*** are defined in the dictionary.

227 Using portable warning triangles

(1) This rule applies to a driver if the GVM of the driver's vehicle is over 12 tonnes.

Note

Driver's vehicle is defined in the dictionary. ***GVM*** is defined in the **Road Safety Act 1986**.

(2) If the driver stops on a road, or if some or all of any load being carried by the vehicle falls on to a road, at a place where the speed-limit is 80 kilometres per hour or more and the vehicle is not visible at any time for at least 300 metres in all directions from that place, the driver must use at least 3 portable warning triangles, placed in accordance with subrule (4), to warn other road users of the vehicle or load.

Penalty: 3 penalty units.

Notes

1 ***Portable warning triangle*** is defined in the dictionary. ***Road user*** is defined in rule 14.

2 See rule 220 for the requirement to operate certain lights on vehicles that are stopped.

(3) If the driver stops on a road, or if some or all of any load being carried by the vehicle falls on to a road, at a place where the speed-limit is less than 80 kilometres per hour and the vehicle is not visible at any time for at least 200 metres in all directions from that place, the driver must use at least 3 portable warning triangles, placed in accordance with subrule (5), to warn other road users of the vehicle or load.

Penalty: 3 penalty units.

(4) For the purposes of subrule (2), the driver must—

(a) place one portable warning triangle at least 200 metres, but not over 250 metres, behind the vehicle or fallen load; and

(b) if the vehicle or fallen load is on a one-way or divided road—place one portable warning triangle between the portable warning triangle required by paragraph (a) and the vehicle or fallen load; and

(c) if the vehicle or fallen load is not on a one-way or divided road—place one portable warning triangle at least 200 metres, but not over 250 metres, in front of the vehicle or fallen load; and

(d) place one portable warning triangle at the side of the vehicle or fallen load in a position that gives sufficient warning to other road users of the position of the vehicle or fallen load.

Note

One-way road is defined in the dictionary. ***Divided road*** is defined in subrule (7).

(5) For the purposes of subrule (3), the driver must—

(a) place one portable warning triangle at least 50 metres, but not over 150 metres, behind the vehicle or fallen load; and

(b) if the vehicle or fallen load is on a one-way or divided road—place one portable warning triangle between the portable warning triangle required by paragraph (a) and the vehicle or fallen load; and

(c) if the vehicle or fallen load is not on a one-way or divided road—place one portable warning triangle at least 50 metres, but not over 150 metres, in front of the vehicle or fallen load; and

(d) place one portable warning triangle at the side of the vehicle or fallen load in a position that gives sufficient warning to other road users of the position of the vehicle or fallen load.

(6) A reference to "the vehicle or fallen load" in subrules (4) and (5) is to be read as a reference to "the vehicle or fallen load, as the case may be".

(7) In this rule—

divided road means any length of a two-way road that has a median strip other than a median strip that consists only of lines painted on a road related area;

road does not include a road related area, but includes any shoulder of the road.

Notes

1 ***Two-way road*** and ***median strip*** are defined in the dictionary. ***Road related area*** is defined in rule 13 and ***shoulder*** is defined in rule 12.

2 Although the presence of a median strip is necessary to establish that a road is a divided road, for the purposes of this rule the median strip is not part of the road (as it is a road related area).

Part 14—Rules for pedestrians

Division 1—General

Notes

1 For these Rules, a pedestrian includes—

- a person driving a motorised wheelchair that cannot travel at over 10 kilometres per hour (on level ground);
- a person in a non-motorised wheelchair;
- a person pushing a motorised or non-motorised wheelchair;
- a person in or on a wheeled recreational device or wheeled toy;
- a person travelling on an electric personal transporter (see rule 18).

2 ***Electric personal transporter***, ***travel on***, ***wheelchair***, ***wheeled recreational device*** and ***wheeled toy*** are defined in the dictionary.

228 No pedestrians signs

A pedestrian must not travel past a *no pedestrians sign*.

Penalty: 5 penalty units.

No pedestrians sign



229 Pedestrians on a road with a road access sign

A pedestrian must not be on a length of road to which a *road access sign* applies if information on or with the sign indicates that pedestrians are not permitted beyond the sign.

Penalty: 5 penalty units.

Notes

1 ***Length*** of road and ***with*** are defined in the dictionary.

2 For the way in which a *road access sign* applies, see rule 97. The sign is usually used on a freeway.

Road access sign



Notes for diagram

1 There is another permitted version of the *road access sign*—see the diagram in Schedule 3.

2 The sign may indicate that it applies to different or additional vehicles or persons—see rule 316(4).

230 Crossing a road—general

(1) A pedestrian crossing a road—

(a) must cross by the shortest safe route; and

(b) must not stay on the road longer than necessary to cross the road safely.

Penalty: 2 penalty units.

(2) However, if the pedestrian is crossing the road at an intersection with traffic lights and a *pedestrians may cross diagonally sign*, the pedestrian may cross the road diagonally at the intersection.

Note

Intersection and ***traffic lights*** are defined in the dictionary.

(3) In this rule—

road does not include a road related area, but includes any shoulder of the road.

Note

Road related area is defined in rule 13 and ***shoulder*** is defined in rule 12.

Pedestrians may cross diagonally sign

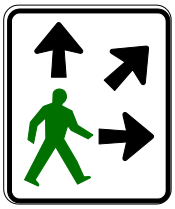

231 Crossing a road at pedestrian lights

(1) A pedestrian approaching or at an intersection, or another place on a road, with pedestrian lights and traffic lights must comply with this rule.

Penalty: 2 penalty units.

Note

Intersection, ***pedestrian lights*** and ***traffic lights*** are defined in the dictionary.

(2) If the pedestrian lights show a red pedestrian light and the pedestrian has not already started crossing the intersection or road, the pedestrian must not start to cross until the pedestrian lights change to green.

Notes

1 ***Green pedestrian light*** and ***red pedestrian light*** are defined in the dictionary.

2 A traffic control device (including pedestrian lights) generally only applies to a person if the device faces the person—see Part 20, Division 3, especially rule 340.

(3) If, while the pedestrian is crossing the road, the pedestrian lights change to flashing red or red, the pedestrian must not stay on the road for longer than necessary to cross safely to the nearer (in the direction of travel of the pedestrian) of the following—

(a) a dividing strip, safety zone, or traffic island, forming part of the area set aside or used by pedestrians to cross the road at the intersection or place (the ***safety area***);

(b) the nearest side of the road.

Note

Dividing strip and ***traffic island*** are defined in the dictionary. ***Safety zone*** is defined in rule 162.

(4) If, under subrule (3), the pedestrian crosses to the safety area, the pedestrian must remain in the safety area until the pedestrian lights change to green.

(5) However, if the pedestrian cannot operate the pedestrian lights from the safety area, the pedestrian may cross to the far side of the road when—

(a) the traffic lights change to green or flashing yellow, or there is no red traffic light showing; and

(b) it is safe to do so.

Note

Red traffic light is defined in the dictionary.

(6) In this rule—

road does not include a road related area, but includes any shoulder of the road.

Note

Road related area is defined in rule 13, and ***shoulder*** is defined in rule 12.

Red pedestrian light showing red pedestrian symbol	Green pedestrian light showing green pedestrian symbol
	

232 Crossing a road at traffic lights

(1) A pedestrian approaching or at an intersection, or another place on a road, with traffic lights, but without pedestrian lights, must comply with this rule.

Penalty: 2 penalty units.

Note

Intersection, ***pedestrian lights*** and ***traffic lights*** are defined in the dictionary.

(2) If the traffic lights show a red or yellow traffic light and the pedestrian has not already started crossing the intersection or road, the pedestrian must not start to cross until the traffic lights change to green or flashing yellow, or there is no red traffic light showing.

Note

Green traffic light, ***red traffic light*** and ***yellow traffic light*** are defined in the dictionary.

(3) If, while the pedestrian is crossing the road, the traffic lights change to yellow or red, the pedestrian must not stay on the road for longer than necessary to cross safely to the nearer (in the direction of travel of the pedestrian) of the following—

(a) a dividing strip, safety zone, or traffic island, forming part of the area set aside or used by pedestrians to cross the road at the intersection or place (the ***safety area***);

(b) the far side of the road.

Note

Dividing strip and ***traffic island*** are defined in the dictionary, and ***safety zone*** is defined in rule 162.

(3A) Despite subrule (3), in the circumstances set out in that subrule the pedestrian may instead return to the side of the road, or to the safety area, that the pedestrian has just left, but only if—

(a) at the time the lights change, that side or safety area is closer to the pedestrian than the side or safety area (whichever is the closer) that the pedestrian was heading for at that time; and

(b) the pedestrian does not stay on the road for longer than is necessary to return to that side or safety area.

(4) If, under subrule (3), the pedestrian crosses to the safety area, the pedestrian must remain in the safety area until the traffic lights change to green or flashing yellow, or there is no red traffic light showing.

(5) In this rule—

road does not include a road related area, but includes any shoulder of the road.

Note

Road related area is defined in rule 13, and ***shoulder*** is defined in rule 12.

233 Crossing a road to or from a tram

(1) A pedestrian must not cross a road to get on a tram at a tram stop until the tram has stopped at the tram stop.

Penalty: 2 penalty units.

Note

Tram is defined in the dictionary.

(2) A pedestrian crossing a road after getting off a tram—

(a) must cross to the nearest footpath by the shortest safe route or, if there is no footpath, cross the road by the shortest safe route; and

(b) must not stay on the road for longer than necessary to cross the road safely.

Penalty: 2 penalty units.

Note

Footpath is defined in the dictionary.

(3) This rule does not apply to a pedestrian—

(a) on a safety zone; or

(b) crossing a road to or from a safety zone.

Note

Safety zone is defined in rule 162.

(4) Subrule (2) does not apply to—

(a) a pedestrian in a shared zone; or

(b) an employee of a public transport operator who is in uniform and engaged in carrying out their duties.

Note

Shared zone is defined in rule 24.

(5) In this rule—

road does not include a road related area, but includes any shoulder of the road;

tram includes a bus travelling along tram tracks.

Notes

1 ***Bus*** is defined in the **Road Safety Act 1986**. ***Travelling along tram tracks*** is defined in the dictionary. ***Road related area*** is defined in rule 13 and ***shoulder*** is defined in rule 12.

2 For the duties of drivers where there are pedestrians getting on or off trams or buses, or in safety zones, see rules 162 to 164A.

234 Crossing a road on or near a crossing for pedestrians

(1) A pedestrian must not cross a road, or part of a road, within 20 metres of a crossing on the road, except at the crossing or another crossing, unless the pedestrian is—

(a) crossing, or helping another pedestrian to cross, an area of the road between tram tracks and the far left side of the road to get on, or after getting off, a tram or public bus; or

(b) crossing to or from a safety zone; or

(c) crossing at an intersection with traffic lights and a *pedestrians may cross diagonally sign*; or

(d) crossing in a shared zone; or

(e) crossing a road, or a part of a road, from which vehicles are excluded, either permanently or temporarily.

Penalty: 2 penalty units.

Note

Intersection, ***public bus***, ***traffic lights***, ***tram*** and ***tram tracks*** are defined in the dictionary. ***Safety zone*** is defined in rule 162 and ***shared zone*** is defined in rule 24.

(2) A pedestrian must not stay on a crossing on a road for longer than necessary to cross the road safely.

Penalty: 2 penalty units.

(3) Subrule (2) does not apply to a person who is helping pedestrians cross a road at a crossing if the person is—

(a) employed by the Council as a children's crossing supervisor and is acting in the course of their duty; or

(b) a uniformed municipal traffic officer engaged in the supervision of a crossing; or

(c) permitted to do so under regulation 14 of the Road Safety (Traffic Management) Regulations 2019[4].

Rule 234(3)(c) amended by S.R. No. 121/2019 rule 4.

(4) In this rule—

crossing means a children's crossing, marked foot crossing or pedestrian crossing.

Note

Children's crossing is defined in rule 80. ***Marked foot crossing*** is defined in the dictionary. ***Pedestrian crossing*** is defined in rule 81.

Pedestrians may cross diagonally sign

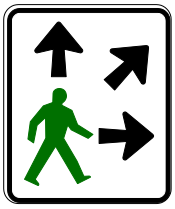

235 Crossing a level crossing

(1) A pedestrian must not cross a railway line, or tram tracks, at a level crossing unless—

(a) there is a pedestrian facility at the crossing and the pedestrian uses the facility; or

(b) there is no pedestrian facility at, or within 20 metres of, the crossing.

Penalty: 2 penalty units.

Notes

1 ***Level crossing*** is defined in rule 120.

2 If the pedestrian facility is a footpath or shared path at which there is a red pedestrian light, rule 235A imposes further obligations on pedestrians using the facility.

(2) A pedestrian must not cross a railway line, or tram tracks, at a level crossing if—

(a) warning lights (for example, twin red lights or rotating red lights) are flashing or warning bells are ringing; or

(b) a gate, boom or barrier at the crossing is closed or is opening or closing; or

(c) a train or tram is on or entering the crossing; or

(d) a train or tram approaching the crossing can be seen from the crossing or is sounding a warning, and there would be a danger of the pedestrian being struck by the train or tram if the pedestrian entered the crossing; or

(e) the crossing, or a road beyond the crossing, is blocked.

Penalty: 2 penalty units.

Example for subrule (2)(e)

The crossing, or a road beyond the crossing, may be blocked by congested traffic, a disabled vehicle, a collision between vehicles or between a vehicle and a pedestrian, or by stock on the road.

Note

Enter and ***twin red lights*** are defined in the dictionary.

(2A) If any of the following events occurs after a pedestrian has started to cross a railway line or tram tracks at a level crossing, the pedestrian must finish crossing the line or tracks without delay—

(a) warning lights start flashing, or warning bells start ringing;

(b) a gate, boom or barrier starts to close;

(c) a train or tram approaches the crossing.

Penalty: 2 penalty units.

(3) In this rule—

pedestrian facility means a footpath, bridge or other structure designed for the use of pedestrians.

Note

Footpath is defined in the dictionary.

235A Crossing a pedestrian level crossing that has a red pedestrian light

(1) A ***pedestrian level crossing*** is an area where a footpath or shared path crosses a railway line or tram tracks at substantially the same level.

Note

Footpath and ***tram tracks*** are defined in the dictionary. ***Shared path*** is defined in rule 242.

(2) If a pedestrian approaches a pedestrian level crossing that has a red pedestrian light, the pedestrian must not start to cross the crossing while the light is red.

Penalty: 2 penalty units.

Note

Red pedestrian light is defined in the dictionary.

(3) If a red pedestrian light at a pedestrian level crossing appears after a pedestrian has started to cross the crossing, the pedestrian must finish crossing the crossing without delay.

Penalty: 2 penalty units.

Red pedestrian light showing
red pedestrian symbol



236 Pedestrians not to cause a traffic hazard or obstruction

(1) A pedestrian must not cause a traffic hazard by moving into the path of a driver.

Penalty: 1 penalty unit.

(2) A pedestrian must not unreasonably obstruct the path of any driver or another pedestrian.

Penalty: 1 penalty unit.

(3) For subrule (2), a pedestrian does not unreasonably obstruct the path of another pedestrian only by travelling more slowly than other pedestrians.

(4) A pedestrian must not stand on, or move onto, a road to—

(a) solicit contributions, employment or business from an occupant of a vehicle; or

(b) hitchhike; or

(c) display an advertisement; or

(d) sell or offer articles for sale; or

(e) wash or clean, or offer to wash or clean, the windscreen of a vehicle (other than a parked vehicle).

Penalty: 2 penalty units.

(5) In this rule—

road includes any shoulder of the road, but does not include any other road related area.

Note

Shoulder is defined in rule 12 and ***road related area*** is defined in rule 13.

237 Getting on or into a moving vehicle

(1) A person must not get on, or into, a moving vehicle unless—

(a) the person is engaged in the door-to-door delivery or collection of goods, or in the collection of waste or garbage, and is required to get in or out of the vehicle, or on or off the vehicle, at frequent intervals; and

(b) the vehicle is not travelling at a speed over 5 kilometres per hour.

Penalty: 2 penalty units.

(2) This rule does not apply to a person who is getting on or off a bicycle, an electric scooter or animal.

Rule 237(2) amended by S.R. No. 135/2021 rule 65(1).

Notes

Note 1 to rule 237(2) amended by S.R. No. 135/2021 rule 65(2).

1 ***Bicycle*** and ***electric scooter*** are defined in the dictionary.

2 Rule 269(1) prohibits a person getting off, or out of, a moving vehicle.

238 Pedestrians travelling along a road (except while travelling on an electric personal transporter or in or on a wheeled recreational device or toy)

(1) A pedestrian must not travel along a road if there is a footpath or nature strip adjacent to the road, unless it is impracticable to travel on the footpath or nature strip.

Penalty: 2 penalty units.

Note

Footpath and ***nature strip*** are defined in the dictionary.

(2) A pedestrian travelling along a road—

(a) must keep as far to the left or right side of the road as is practicable; and

(ab) must, when moving forward, face approaching traffic that is moving in the direction opposite to which the pedestrian is travelling, unless it is impracticable to do so; and

(b) must not travel on the road alongside more than one other pedestrian or vehicle travelling on the road in the same direction as the pedestrian, unless the pedestrian is overtaking other pedestrians.

Penalty: 2 penalty units.

(2A) This rule does not apply to a pedestrian in a shared zone.

Note

Shared zone is defined in the dictionary.

(3) In this rule—

pedestrian does not include a person travelling on an electric personal transporter or in or on a wheeled recreational device or wheeled toy;

road does not include a road related area, but includes any shoulder of the road.

Notes

1 ***Road related area*** is defined in rule 13 and ***shoulder*** is defined in rule 12. ***Electric personal transporter***, ***wheeled recreational device*** and ***wheeled toy*** are defined in the dictionary.

2 Persons travelling on roads in or on wheeled recreational devices or wheeled toys are dealt with in rule 241.

3 Persons travelling on roads on an electric personal transporter are dealt with in rule 244H.

239 Pedestrians on a bicycle path or separated footpath

Rule 239(1) amended by S.R. No. 135/2021 rule 66(1).

(1) A pedestrian must not be on a bicycle path, or a part of a separated footpath designated for the use of bicycles and electric scooters, unless the pedestrian—

(a) is crossing the bicycle path or separated footpath by the shortest safe route; and

(b) does not stay on the bicycle path or separated footpath for longer than necessary to cross the bicycle path or separated footpath safely.

Penalty: 2 penalty units.

Notes

Note 1 to rule 239(1) amended by S.R. No. 135/2021 rule 66(2)(a).

1 ***Bicycle*** and ***electric scooter*** are defined in the dictionary. ***Bicycle path*** and ***separated footpath*** are defined in subrule (4).

Note 2 to rule 239(1) amended by S.R. No. 135/2021 rule 66(2)(b).

2 Rule 336 deals with how parts of a separated footpath are designated for riders of bicycles and electric scooters and pedestrians.

Rule 239(2) amended by S.R. No. 135/2021 rule 66(3).

(2) However, a pedestrian may be on a bicycle path, or a part of a separated footpath designated for the use of bicycles and electric scooters, if—

(a) the pedestrian is—

(i) in or pushing a wheelchair; or

(ii) on rollerblades, rollerskates or a similar wheeled recreational device; and

Rule 239(2)(b) amended by S.R. No. 135/2021 rule 66(3).

(b) there is no traffic control device, or information on or with a traffic control device, applying to the bicycle path or separated footpath that indicates that the pedestrian is not permitted to be on the bicycle path or the part of the separated footpath designated for the use of bicycles and electric scooters.

Notes

1 ***Electric personal transporter***, ***traffic control device***, ***wheelchair***, ***wheeled recreational device*** and ***with*** are defined in the dictionary.

Note 2 to rule 239(2) amended by S.R. No. 135/2021 rule 66(4).

2 Rule 243(2) provides that a person travelling on rollerblades, rollerskates, or a similar wheeled recreational device, on a bicycle path, or a part of a separated footpath designated for the use of bicycles and electric scooters, must keep out of the path of any bicycle or electric scooter.

3 Rule 244J(3) provides that a person travelling on an electric personal transporter on a bicycle path must keep out of the path of any bicycle or electric scooter.

Note 3 to rule 239(2) amended by S.R. No. 135/2021 rule 66(5).

(2A) Also, a pedestrian may be on a bicycle path if—

(a) the pedestrian is a person travelling on an electric personal transporter; and

(b) there is no traffic control device, or information on or with a traffic control device, applying to the bicycle path that indicates that a person travelling on an electric personal transporter is not permitted to be on the bicycle path.

Rule 239(3) amended by S.R. No. 135/2021 rule 66(6).

(3) A pedestrian who is crossing a bicycle path, or a part of a separated footpath designated for the use of bicycles and electric scooters, must keep out of the path of any bicycle or electric scooter, or any pedestrian who is permitted under subrule (2) to be on the bicycle path, or the part of the separated footpath designated for the use of bicycles and electric scooters.

Penalty: 2 penalty units.

(4) In these Rules—

bicycle path means a length of path beginning at a *bicycle path sign* or bicycle path road marking, and ending at the nearest of the following—

(a) an *end bicycle path sign* or end bicycle path road marking;

(b) a *separated footpath sign* or separated footpath road marking;

(c) a road (except a road related area);

(d) the end of the path;

Note

Road related area is defined in rule 13.

bicycle path road marking means a road marking on a path, consisting of a bicycle symbol, the words "bicycles only", or both the bicycle symbol and the word "only";

Note

Bicycle symbol is defined in the dictionary.

end bicycle path road marking means a bicycle path road marking with the word "end";

end separated footpath road marking means a separated footpath road marking with the word "end";

Rule 239(4) def. of *separated footpath* amended by S.R. No. 135/2021 rule 66(7).

separated footpath means a length of footpath beginning at a *separated footpath sign* or separated footpath road marking, and ending at the nearest of the following—

(a) an *end separated footpath sign* or end separated footpath road marking;

(b) a *bicycle path sign* or bicycle path road marking;

(c) a *no bicycles sign* or no bicycles road marking;

(d) a road (except a road related area);

(e) the end of the footpath;

Notes

1 ***Footpath*** and ***no bicycles road marking*** are defined in the dictionary.

2 Rule 249 describes how a rider of an electric scooter must ride on a separated footpath.

separated footpath road marking means a road marking on a footpath consisting of a pedestrian symbol and a bicycle symbol side by side, with or without the word "only".

Note

Pedestrian symbol is defined in the dictionary.

Bicycle path sign



End bicycle path sign



Separated footpath sign



End separated footpath sign



No bicycles sign



Notes for diagrams

1 There is another permitted version of a *bicycle path sign* and *end bicycle path sign*, and another permitted version of a *separated footpath sign* and an *end separated footpath sign*—see the diagrams in Schedule 3.

2 A *separated footpath sign* may have the pedestrian symbol and the bicycle symbol reversed—see rule 316(4).

Division 2—Rules for persons travelling in or on wheeled recreational devices and wheeled toys

Notes

1 For these Rules, a person in or on a wheeled recreational device or wheeled toy is a pedestrian, not a rider—see rule 18(d). This Division contains rules that apply only to persons travelling in or on wheeled recreational devices and wheeled toys.

2 ***Wheeled recreational device*** and ***wheeled toy*** are defined in the dictionary.

3 Rules that apply to users of wheeled recreational devices also apply to users of motorised scooters—see the definitions of ***wheeled recreational device*** and ***scooter*** in the dictionary.

Note 4 to Pt 14 Div. 2 inserted by S.R. No. 135/2021 rule 67.

4 An electric scooter is not a wheeled recreational device. ***Electric scooter*** is defined in the dictionary.

240 Wheeled recreational devices and toys not to be used on certain roads

(1) A person must not travel in or on a wheeled recreational device or wheeled toy on—

(a) a road with a dividing line or median strip; or

(b) a road on which the speed-limit is greater than 50 kilometres per hour; or

(c) a one-way road with more than one marked lane.

Penalty: 2 penalty units.

Note

Dividing line, ***marked lane***, ***median strip*** and ***one-way road*** are defined in the dictionary.

(2) A person must not travel in or on a wheeled recreational device on a road at night.

Penalty: 2 penalty units.

Note

Night is defined in the dictionary.

(3) Subrule (1) does not apply to a person who is crossing a road in or on a wheeled recreational device or wheeled toy, if the person—

(a) crosses the road by the shortest safe route; and

(b) does not stay on the road longer than necessary to cross the road safely; and

(c) is not prohibited, under these Rules, from crossing the road in or on the wheeled recreational device or wheeled toy.

(4) In subrule (1), ***road*** does not include road related area, but includes any shoulder of the road.

Note

Road related area is defined in rule 13, and ***shoulder*** is defined in rule 12.

240A No wheeled recreational devices or toys sign

A person on a road who is travelling in or on a wheeled recreational device or wheeled toy must not travel past a *no wheeled recreational devices or toys sign*.

Penalty: 2 penalty units.

No wheeled recreational devices or toys sign





241 Travelling in or on a wheeled recreational device or toy on a road

(1) A person travelling in or on a wheeled recreational device or wheeled toy on a road—

(a) must keep as far to the left side of the road as is practicable; and

(b) must not travel alongside more than one other pedestrian or vehicle travelling on the road in the same direction as the person, unless the person is overtaking other pedestrians.

Penalty: 2 penalty units.

(2) In this rule—

road does not include a road related area, but, in subrule (1)(b), includes any shoulder of the road.

Note

Road related area is defined in rule 13 and ***shoulder*** is defined in rule 12.

242 Travelling in or on a wheeled recreational device or toy on a footpath or shared path

(1) A person travelling on an electric personal transporter or in or on a wheeled recreational device or wheeled toy on a footpath or shared path must—

(a) keep to the left of the footpath or shared path unless it is impracticable to do so; and

(b) give way to any pedestrian (except a person travelling in or on a wheeled recreational device or wheeled toy) who is on the footpath or shared path.

Penalty: 2 penalty units.

Notes

1 ***Electric personal transporter***, ***footpath*** and ***travel on*** are defined in the dictionary.

2 For this rule, ***give way*** means the person must slow down and, if necessary, stop to avoid a collision—see the definition in the dictionary.

3 Bicycle riders on footpaths and shared paths must give way to persons travelling in or on wheeled recreational devices or toys, as well as other pedestrians—see rule 250(2).

4 A rider of an electric scooter must not ride the electric scooter on a footpath—see rule 262C. A rider of an electric scooter who is riding an electric scooter on a shared path must give way to persons travelling in or on wheeled recreational devices or toys, as well as other pedestrians—see rule 250(2A).

Note 4 to rule 242(1) inserted by S.R. No. 135/2021 rule 68(1).

(2) A ***shared path*** is an area open to the public (except a separated footpath) that is designated for, or has as one of its main uses, use by the riders of bicycles, the riders of electric scooters and pedestrians, and includes a length of path for use by bicycles, electric scooters and pedestrians beginning at a *shared path sign* or shared path

Rule 242(2) amended by S.R. No. 135/2021 rule 68(2).

road marking and ending at the nearest of the following—

(a) an *end shared path sign* or end shared path road marking;

(b) a *no bicycles sign* or no bicycles road marking;

(c) a *bicycle path sign* or bicycle path road marking;

(d) a road (except a road related area);

(e) the end of the path.

Note to rule 242(2) amended by S.R. No. 135/2021 rule 68(3).

Note

Bicycle, ***electric scooter*** and ***no bicycles road marking*** are defined in the dictionary. ***Road related area*** is defined in rule 13 and ***bicycle path road marking*** and ***separated footpath*** are defined in rule 239.

Shared path sign



End shared path sign



No bicycles sign



Bicycle path sign



Note for diagrams

There is another permitted version of the *bicycle path sign*, *shared path sign* and *end shared path sign*—see the diagrams in Schedule 3.

(3) In this rule—

end shared path road marking means a shared path road marking with the word "end";

shared path road marking means a road marking consisting of a pedestrian symbol above a bicycle symbol.

243 Travelling on rollerblades etc. on a bicycle path or separated footpath

(1) A person travelling on rollerblades, rollerskates, or a similar wheeled recreational device, must not be on a part of a separated footpath designated for the use of pedestrians unless the person—

(a) is crossing the separated footpath by the shortest safe route; and

(b) does not stay on the separated footpath for longer than necessary to cross the separated footpath safely.

Penalty: 2 penalty units.

Note

Separated footpath is defined in rule 239.

Rule 243(2) amended by S.R. No. 135/2021 rule 69(1).

(2) A person travelling on rollerblades, rollerskates, or a similar wheeled recreational device, on a bicycle path, or a part of a separated footpath designated for the use of bicycles and electric scooters, must keep out of the path of any bicycle or electric scooter.

Penalty: 2 penalty units.

Note to rule 243(2) amended by S.R. No. 135/2021 rule 69(2).

Note

Bicycle and ***electric scooter*** are defined in the dictionary. ***Bicycle path*** is defined in rule 239.

244 Wheeled recreational devices or wheeled toys being towed etc.

(1) A person must not travel in or on a wheeled recreational device or wheeled toy that is being towed by a vehicle.

Penalty: 2 penalty units.

Note

Vehicle is defined in rule 15.

(2) A person travelling in or on a wheeled recreational device or wheeled toy must not hold onto a vehicle while the vehicle is moving.

Penalty: 2 penalty units.

(3) A person travelling in or on a wheeled recreational device or wheeled toy must not travel within 2 metres of the rear of a moving motor vehicle continuously for more than 200 metres.

Penalty: 2 penalty units.

Rule 244A amended by S.R. No. 135/2021 rule 70(1).

244A Meanings of scooter

In these Rules, ***scooter*** means a vehicle with or without a seat (other than an electric scooter) that—

(a) has either 2 wheels (one in front of the other) or 3 wheels (one in front and two at the rear); and

(b) has a footboard between the front and rear wheels; and

(c) is steered by means of a handlebar; and

(d) can be propelled by one or both of the following—

(i) a person pushing one foot against the ground;

(ii) one or more motors.

Note

Electric scooter is defined in the dictionary.

Note to rule 244A inserted by S.R. No. 135/2021 rule 70(2).

244B Wearing of helmets and other requirements for users of scooters

(1) A person who is travelling on a scooter on a road or road related area must wear an approved bicycle helmet securely fitted and fastened on the person's head, unless—

(a) a registered medical practitioner has issued a certificate to the person under subrule (2) and the person complies with subrule (3); or

Rule 244B(1)(a) amended by S.R. Nos 153/2019 rule 4(Sch. 1 item 8), 111/2021 rule 12(1).

(b) the person is exempt from this rule under subrule (3A).

Penalty: 5 penalty units.

Note

Approved bicycle helmet is defined in the dictionary.

(2) A registered medical practitioner may issue a certificate stating that, because of a disability or medical condition, it is impracticable, undesirable or inexpedient that the person named in the certificate wear a bicycle helmet while travelling on a scooter.

Rule 244B(2) amended by S.R. No. 153/2019 rule 4(Sch. 1 item 8), substituted by S.R. No. 111/2021 rule 12(2).

(3) A certificate issued under subrule (2) must be—

(a) carried by the person to whom it applies while the person is travelling on a scooter; and

(b) produced by the person to a police officer or authorised person when requested to do so.

(3A) A person is exempt from wearing a bicycle helmet under subrule (1) if—

(a) the person is a member of a religious group; and

(b) the person is wearing a type of headdress customarily worn by members of that group; and

(c) the wearing of the headdress makes it impracticable for the person to wear a bicycle helmet.

(4) A person must not travel on a scooter that does not have—

(a) at least one effective brake; and

(b) a bell, horn, or similar warning device, in working order.

Penalty: 5 penalty units.

(5) A person must not travel on a scooter at night, or in hazardous weather conditions causing reduced visibility, unless the scooter, or the person, displays—

(a) a flashing or steady white light that is clearly visible for at least 200 metres from the front of the scooter; and

(b) a flashing or steady red light that is clearly visible for at least 200 metres from the rear of the scooter; and

(c) a red reflector that is clearly visible for at least 50 metres from the rear of the scooter when light is projected onto it by a vehicle's headlight on low-beam.

Penalty: 5 penalty units.

Division 3—Rules for persons travelling on electric personal transporters

Notes

1 For these Rules, a person travelling on an electric personal transporter is a pedestrian, not a rider—see rule 18(e). This Division contains rules that apply only to persons travelling on electric personal transporters.

2 ***Electric personal transporter***, ***electric personal transporter route***, ***electric personal transporter tour***, ***electric personal transporter use area*** and ***travel on*** are defined in the dictionary.

244C Electric personal transporter routes and use areas

(1) The Head, Transport for Victoria, for the purposes of this Division, by notice published in the Government Gazette, may do either or both of the following—

Rule 244C(1) amended by S.R. No. 153/2019 rule 4(Sch. 1 item 9(a)).

(a) specify a route consisting of specified roads and road related areas as an electric personal transporter route;

(b) specify an area encompassing roads and road related areas to be an electric personal transporter use area.

(2) Before the Head, Transport for Victoria publishes a notice under subrule (1), the Head, Transport for Victoria must consult with any other road authority that the Head, Transport for Victoria considers may be affected by that publication.

Rule 244C(2) amended by S.R. No. 153/2019 rule 4(Sch. 1 item 9).

(3) In this rule—

road authority has the same meaning as in the **Road Management Act 2004**.

244D Electric personal transporters must only be used on roads or road related areas as part of an electric personal transporter tour

A person must not travel on an electric personal transporter on a road or road related area unless the person is taking part in an electric personal transporter tour on an electric personal transporter supplied to the person as part of that tour.

Penalty: 3 penalty units.

Note

A local law may provide that a permit is required in order to operate an electric personal transporter tour.

244E Electric personal transporters must only be used on electric personal transporter routes or in electric personal transporter use areas

A person must not travel on an electric personal transporter on a road or road related area unless that road or road related area is an electric personal transporter route or in an electric personal transporter use area.

Penalty: 3 penalty units.

244F Electric personal transporters not to be used on certain roads

(1) A person must not travel on an electric personal transporter on a road if there is a bicycle path, footpath, nature strip or shared path adjacent to the road, unless it is impracticable to travel on the bicycle path, footpath, nature strip or shared path.

Penalty: 3 penalty units.

Note

Footpath and ***nature strip*** are defined in the dictionary. ***Bicycle path*** is defined in rule 239 and ***shared path*** is defined in rule 242.

(2) A person must not travel on an electric personal transporter on—

(a) a road with a dividing line or median strip; or

(b) a road on which the speed-limit is greater than 50 kilometres per hour; or

(c) a one-way road with more than one marked lane.

Penalty: 3 penalty units.

Note

Dividing line, ***marked lane***, ***median strip*** and ***one-way road*** are defined in the dictionary.

(3) A person must not travel on an electric personal transporter on a road or road related area at night.

Penalty: 3 penalty units.

Note

Night is defined in the dictionary.

(4) Subrule (1) does not apply to a person travelling on an electric personal transporter in a shared zone.

(5) Subrule (2) does not apply to a person who is crossing a road on an electric personal transporter if the person—

(a) crosses the road by the shortest safe route; and

(b) does not stay on the road longer than necessary to cross the road safely; and

(c) is not prohibited, under these Rules, from crossing the road on an electric personal transporter.

(6) In subrules (1) and (2), ***road*** does not include a road related area, but includes any shoulder of the road.

Note

Road related area is defined in rule 13 and ***shoulder*** is defined in rule 12.

244G No electric personal transporter sign

A person on a road who is travelling on an electric personal transporter must not travel past a *no electric personal transporter sign*.

Penalty: 3 penalty units.

No electric personal transporter sign



244H Travelling on an electric personal transporter on a road

(1) A person travelling on an electric personal transporter on a road must keep as far to the left side of the road as is practicable.

Penalty: 3 penalty units.

(2) A person travelling on an electric personal transporter on a road or road related area must not travel alongside more than one other pedestrian or vehicle travelling on the road or road related area in the same direction as the person, unless the person is overtaking other pedestrians.

Penalty: 3 penalty units.

(3) In subrule (1), ***road*** does not include a road related area.

Note

Road related area is defined in rule 13.

244I Travelling on an electric personal transporter on a footpath or shared path or in a shared zone

(1) A person travelling on an electric personal transporter on a footpath or shared path must keep to the left of the footpath or shared path unless it is impracticable to do so.

Penalty: 3 penalty units.

(2) A person travelling on an electric personal transporter on a footpath or shared path or in a shared zone must give way to any pedestrian (except a person travelling on an electric personal transporter or in or on a wheeled recreational device or wheeled toy) who is on the footpath or shared path or in the shared zone.

Penalty: 3 penalty units.

Notes

1 ***Footpath*** is defined in the dictionary. ***Shared path*** is defined in rule 242.

2 For this rule, ***give way*** means the person must slow down and, if necessary, stop to avoid a collision—see the definition in the dictionary.

3 Bicycle riders on footpaths and shared paths are not required to give way to persons travelling on electric personal transporters—see rule 250(2).

244J Travelling on an electric personal transporter on a bicycle path or separated footpath

(1) A person travelling on an electric personal transporter must not be on a part of a separated footpath designated for the use of bicycles unless the person—

(a) is crossing the separated footpath by the shortest safe route; and

(b) does not stay on the separated footpath for longer than necessary to cross the separated footpath safely.

Penalty: 3 penalty units.

(2) A person travelling on an electric personal transporter on part of a separated footpath designated for the use of pedestrians must give way to any pedestrian (except a person travelling on an electric personal transporter) who is on the separated footpath.

Penalty: 3 penalty units.

Rule 244J(3) amended by S.R. No. 135/2021 rule 71(1).

(3) A person travelling on an electric personal transporter on a bicycle path must keep out of the path of any bicycle or electric scooter.

Penalty: 3 penalty units.

Note to rule 244J amended by S.R. No. 135/2021 rule 71(2).

Note

Bicycle and ***electric scooter*** are defined in the dictionary. ***Bicycle path*** and ***separated footpath*** are defined in rule 239.

244K Electric personal transporter user to stop at red bicycle crossing light

(1) A person travelling on an electric personal transporter approaching or at an intersection, or another place on a road or road related area, with bicycle crossing lights must comply with this rule.

Penalty: 10 penalty units.

Note

Road related area is defined in rule 13. ***Bicycle crossing lights*** is defined in the dictionary.

(2) If the bicycle crossing lights show a red bicycle crossing light and the person travelling on an electric personal transporter has not already started crossing the intersection or place, the person must not start to cross until—

(a) the bicycle crossing lights change to green; or

(b) there is no red or yellow bicycle crossing light showing.

Notes

1 ***Red bicycle crossing light*** includes a flashing red bicycle crossing light—see the definition in the dictionary.

2 ***Green bicycle crossing light*** and ***yellow bicycle crossing light*** are defined in the dictionary.

Red bicycle crossing light



Green bicycle crossing light



(3) In this rule—

road includes any shoulder of the road.

Note

Shoulder is defined in rule 12.

244L Electric personal transporter user to stop at yellow bicycle crossing light

(1) A person travelling on an electric personal transporter approaching or at an intersection, or another place on a road or road related area, with bicycle crossing lights must comply with this rule.

Penalty: 10 penalty units.

Note

Road related area is defined in rule 13. ***Bicycle crossing lights*** is defined in the dictionary.

(2) If the bicycle crossing lights show a yellow bicycle crossing light and the person travelling on an electric personal transporter has not already started crossing the intersection or place, the person must not start to cross until—

(a) the bicycle crossing lights change to green; or

(b) there is no red or yellow bicycle crossing light showing.

Notes

1 ***Yellow bicycle crossing light*** includes a flashing yellow bicycle crossing light—see the definition in the dictionary.

2 ***Green bicycle crossing light*** and ***red bicycle crossing light*** are defined in the dictionary.

Yellow bicycle crossing light



(3) In this rule—

road includes any shoulder of the road.

Note

Shoulder is defined in rule 12.

244M Electric personal transporter user proceeding when bicycle crossing lights change to yellow or red

(1) A person travelling on an electric personal transporter who is crossing at an intersection, or another place on a road, with bicycle crossing lights and traffic lights must comply with this rule.

Penalty: 5 penalty units.

Note

Bicycle crossing lights, ***intersection*** and ***traffic lights*** are defined in the dictionary.

(2) If the bicycle crossing lights change from green to yellow, flashing yellow, red or flashing red while the person travelling on an electric personal transporter is crossing the road, the person must not stay on the road for longer than necessary to cross safely to the nearer (in the direction of travel of the person) of the following—

(a) a dividing strip, safety zone, or traffic island, forming part of the area set aside or used by riders of bicycles to cross the road at the intersection or place (the ***safety area***);

(b) the far side of the road.

Note

Dividing strip and ***traffic island*** are defined in the dictionary, and ***safety zone*** is defined in rule 162.

(3) Despite subrule (2), in the circumstances set out in that subrule the person may instead return to the side of the road, or to the safety area, that the person has just left, but only if—

(a) at the time the lights change, that side or safety area is closer to the person than the side or safety area (whichever is the closer) that the person was heading for at that time; and

(b) the person does not stay on the road for longer than is necessary to return to that side or safety area.

(4) If, under subrule (2), the person crosses to the safety area, the person must remain in the safety area until the bicycle crossing lights change to green.

(5) However, if the person cannot operate the bicycle crossing lights from the safety area, the person may cross to the far side of the road when—

(a) the traffic lights change to green or flashing yellow, or there is no red traffic light showing; and

(b) it is safe to do so.

Note

Red traffic light is defined in the dictionary.

(6) In this rule—

road does not include a road related area, but includes any shoulder of the road.

Note

Road related area is defined in rule 13 and ***shoulder*** is defined in rule 12.

244N Electric personal transporters being towed

A person must not travel on an electric personal transporter on a road or road related area while the electric personal transporter is being towed by a vehicle.

Penalty: 3 penalty units.

Note

Vehicle is defined in rule 15.

244O Person to have proper control of an electric personal transporter

A person must not travel on an electric personal transporter on a road or road related area unless the person has proper control of the electric personal transporter.

Penalty: 5 penalty units.

244P Wearing of bicycle helmets by persons travelling on electric personal transporters

(1) A person travelling on an electric personal transporter on a road or road related area must wear an approved bicycle helmet securely fitted and fastened on the person's head, unless—

(a) a registered medical practitioner has issued a certificate to the person under subrule (2) and the person complies with subrule (3); or

Rule 244P(1)(a) amended by S.R. Nos 153/2019 rule 4(Sch. 1 item 10), 111/2021 rule 13(1).

(b) the person is exempt from this rule under subrule (4).

Penalty: 5 penalty units.

Note

Approved bicycle helmet is defined in the dictionary.

(2) A registered medical practitioner may issue a certificate stating that, because of a disability or medical condition, it is impracticable, undesirable or inexpedient that the person named in the certificate wear a bicycle helmet while travelling on an electric personal transporter.

Rule 244P(2) amended by S.R. No. 153/2019 rule 4(Sch. 1 item 10), substituted by S.R. No. 111/2021 rule 13(2).

(3) A certificate issued under subrule (2) must be—

(a) carried by the person to whom it applies while the person is travelling on an electric personal transporter; and

(b) produced by the person to a police officer or authorised person when requested to do so.

(4) A person is exempt from wearing a bicycle helmet under subrule (1) if—

(a) the person is a member of a religious group; and

(b) the person is wearing a type of headdress customarily worn by members of that group; and

(c) the wearing of the headdress makes it impracticable for the person to wear a bicycle helmet.

244Q Equipment on electric personal transporters

A person must not travel on an electric personal transporter on a road or road related area if the electric personal transporter does not have—

(a) at least one effective brake; and

(b) a bell, horn, or similar warning device, in working order.

Penalty: 2 penalty units.

244R Minimum age requirement for travelling on electric personal transporters

(1) A person must not, on a road or road related area, conduct an electric personal transporter tour which has, as a participant on the tour, a child under 12 years of age.

Penalty: 3 penalty units.

(2) Subrule (1) does not apply if, before the start of the electric personal transporter tour, the person has taken reasonable steps to determine that each participant on the electric personal transporter tour is 12 years of age or older.

244S Speed-limit applicable to electric personal transporters

A person must not travel on an electric personal transporter on a road or road related area at a speed over 10 kilometres per hour.

Penalty: 3 penalty units.

244T Carrying people or animals on electric personal transporters

A person travelling on an electric personal transporter on a road or road related area must not use the electric personal transporter to carry any other person or any animal.

Penalty: 3 penalty units.

244U Offence to consume intoxicating liquor while travelling on an electric personal transporter

A person must not consume intoxicating liquor while travelling on an electric personal transporter on a road or road related area.

Penalty: 5 penalty units.

* * * * * **Rule 244V revoked by S.R. No. 7/2023 rule 8.**

Pt 15 (Heading) amended by S.R. No. 135/2021 rule 72(1).

Part 15—Additional rules for riders of bicycles and electric scooters

Notes to Pt 15 substituted by S.R. No. 135/2021 rule 72(2).

Notes

1 This Part contains rules that apply only to riders of bicycles and electric scooters. Most rules in these Rules apply to riders of bicycles and electric scooters in the same way as they apply to drivers—see rule 19. There are some other rules that are for riders of bicycles only, for riders of electric scooters only or that have exceptions for riders of bicycles and electric scooters. These include—

- optional hook turn by a rider of a bicycle or an electric scooter—rule 35;
- rider of bicycle or electric scooter making a hook turn contrary to a *no hook turn by bicycles sign*—rule 36;
- riders of bicycles or electric scooters exempted from giving stop signals—rule 52;
- exception for riders of bicycles or electric scooters riding in emergency stopping lanes—rule 95;
- riders of bicycles or electric scooters entering and leaving roundabouts—rules 111 and 119;
- riders of bicycles or electric scooters overtaking to the left—rule 141;
- riding a bicycle alongside other riders—rule 151;
- bicycle lanes—rule 153;
- parking at a bicycle rail or in a bicycle rack—rule 166;
- stopping on footpaths—rule 197;
- stopping on a road with a bicycle parking sign—rule 201.

2 ***Bicycle*** and ***electric scooter*** are defined in the dictionary.

Division 1—Rules for riders of bicycles and electric scooters

Pt 15 Div. 1 (Heading and rule 244W) inserted by S.R. No. 135/2021 rule 73.

244W Application of Division

Rule 244W inserted by S.R. No. 135/2021 rule 73.

This Division contains rules that apply to—

(a) riders of bicycles only; and

(b) riders of bicycles and electric scooters.

245 Riding a bicycle

The rider of a bicycle must—

(a) be astride the rider's seat facing forwards (except if the bicycle is not built to be ridden astride); and

Rule 245(a) amended by S.R. No. 6/2018 rule 4.

(b) ride with at least one hand on the handlebars; and

(c) if the bicycle is equipped with a seat—not ride the bicycle seated in any other position on the bicycle.

Penalty: 3 penalty units.

246 Carrying people on a bicycle

(1) The rider of a bicycle must not carry more persons on the bicycle than the bicycle is designed to carry.

Penalty: 3 penalty units.

Example

A single-seat bicycle with a child's seat attached is designed to carry 2 people, one on the bicycle seat and one on the attached child's seat.

(2) A passenger on a bicycle that is moving, or is stationary but not parked, must sit in the seat designed for the passenger.

Penalty: 3 penalty units.

(3) The rider of a bicycle must not ride with a passenger unless the passenger complies with subrule (2).

Penalty: 3 penalty units.

247 Riding in a bicycle lane on a road

Rule 247(1) amended by S.R. No. 135/2021 rule 74.

(1) The rider of a bicycle or an electric scooter riding on a length of road with a bicycle lane designed for bicycles and electric scooters travelling in the same direction as the rider must ride in the bicycle lane unless it is impracticable to do so.

Penalty: 3 penalty units.

Note

Rule 153 defines a ***bicycle lane*** and deals with the use of bicycle lanes by other vehicles.

(2) In this rule—

road does not include a road related area.

Note

Road related area includes the shoulder of a road—see rule 13.

247A Entering a bicycle storage area

Rule 247A(1) amended by S.R. No. 135/2021 rule 75.

(1) A rider of a bicycle or an electric scooter approaching a bicycle storage area at an intersection that has traffic lights or traffic arrows showing a red traffic light or red arrow must not enter the bicycle storage area other than from a bicycle lane, unless the rider is not required to ride in the bicycle lane under these Rules.

Penalty: 3 penalty units.

Note

Bicycle storage area is defined in the dictionary.

(2) Subrule (1) does not apply if the bicycle storage area cannot be entered from a bicycle lane.

247B Giving way while entering or in a bicycle storage area

Rule 247B(1) amended by S.R. No. 135/2021 rule 76(a).

(1) A rider of a bicycle or an electric scooter must, when entering a bicycle storage area, give way to—

(a) any vehicle that is in the area; and

(b) if the area is before any green or yellow traffic lights, any motor vehicle that is entering or about to enter the area, unless the motor vehicle is turning in a direction that is subject to a red traffic arrow; and

(c) if the area forms part of a lane to which traffic arrows apply—any motor vehicle that is entering or about to enter the area at a time when those arrows are green or yellow.

Penalty: 3 penalty units.

Note

Bicycle storage area is defined in the dictionary.

Rule 247B(2) amended by S.R. No. 135/2021 rule 76(b).

(2) A rider of a bicycle or an electric scooter that is in a bicycle storage area that extends across more than one lane of a multi-lane road must, if the area is before any green or yellow traffic lights, give way to a motor vehicle that is in any lane other than the lane that the bicycle or the electric scooter is directly in front of, unless the motor vehicle is turning in a direction that is subject to a red traffic arrow.

Penalty: 3 penalty units.

248 No riding across a road on a crossing

Rule 248(1) amended by S.R. No. 135/2021 rule 77(a).

(1) The rider of a bicycle or an electric scooter must not ride across a road, or part of a road, on a children's crossing or pedestrian crossing.

Penalty: 3 penalty units.

Note

Children's crossing is defined in rule 80, and ***pedestrian crossing*** is defined in rule 81.

Rule 248(2) amended by S.R. No. 135/2021 rule 77(b).

(2) The rider of a bicycle or an electric scooter must not ride across a road, or part of a road, on a marked foot crossing, unless there are bicycle crossing lights at the crossing showing a green bicycle crossing light.

Penalty: 3 penalty units.

Note

Marked foot crossing is defined in the dictionary.

Rule 249 amended by S.R. No. 135/2021 rule 78(1).

249 Riding on a separated footpath

The rider of a bicycle or an electric scooter must not ride on a part of a separated footpath designated for the use of pedestrians.

Penalty: 3 penalty units.

Notes

1 ***Separated footpath*** is defined in rule 239 and ***pedestrian*** is defined in rule 18.

Note 2 to rule 249 amended by S.R. No. 135/2021 rule 78(2).

2 Rule 336 deals with how parts of a separated footpath are designated for riders of bicycles and electric scooters and pedestrians.

250 Riding on a footpath or shared path

Rule 250(1) amended by S.R. No. 96/2019 rule 11(1).

(1) The rider of a bicycle who is 13 years old or older must not ride on a footpath except in the circumstances specified under subrule (1A).

Penalty: 3 penalty units.

Note

Footpath is defined in the dictionary.

(1A) For the purposes of subrule (1), the circumstances in which the rider of a bicycle who is 13 years old or older may ride on a footpath are—

Rule 250(1A) amended by S.R. No. 96/2019 rule 11(2).

(a) the rider of the bicycle is 13 years old or older and is accompanying and supervising a child under 13 years old who is riding a bicycle on the footpath; or

Rule 250(1A)(a) substituted by S.R. No. 96/2019 rule 11(3).

(ab) the rider of the bicycle is 18 years old or older and the rider is carrying a child—

Rule 250(1A)(ab) inserted by S.R. No. 96/2019 rule 11(4).

(i) in a bicycle baby seat which is attached to the rider's bicycle; or

(ii) on a single or two-wheeled bicycle attachment with pedals which is attached to the rider's bicycle; or

(b) the rider of the bicycle is 13 years old or older and—

Rule 250(1A)(b) amended by S.R. No. 96/2019 rule 11(5).

(i) has a certificate signed by a registered medical practitioner; and

(ii) the certificate states that the rider has a disability or medical condition which makes it undesirable, impracticable or inexpedient for the rider to ride on the road; and

(iii) the rider is complying with the conditions (if any) stated on the certificate; and

(iv) if the disability or medical condition is of a temporary nature, the certificate contains an expiry date and has not expired; and

(v) the rider is carrying the certificate; and

(vi) the rider produces the certificate when requested to do so by a police officer or authorised person; or

Rule 250(1A)(c) amended by S.R. No. 96/2019 rule 11(6).

(c) the rider of the bicycle is 13 years old or older and is accompanying and supervising a rider of a bicycle who is 13 years old or older and who is riding a bicycle on the footpath under subrule (b); or

(d) the rider of the bicycle is a postal worker who is riding the bicycle in the course of their duties as a postal worker.

(2) The rider of a bicycle riding on a footpath or shared path must—

(a) keep to the left of the footpath or shared path unless it is impracticable to do so; and

(b) give way to any pedestrian (except a person travelling on an electric personal transporter) on the footpath or shared path.

Penalty: 3 penalty units.

Notes

1 ***Pedestrian*** is defined in rule 18, and ***shared path*** is defined in rule 242.

2 For subrule (2), ***give way*** means the rider must slow down and, if necessary, stop to avoid a collision—see the definition in the dictionary.

Rule 250(2A) inserted by S.R. No. 135/2021 rule 79.

(2A) The rider of an electric scooter riding on a shared path must—

(a) keep to the left of the shared path unless it is impracticable to do so; and

(b) give way to any pedestrian (except a person travelling on an electric personal transporter) on the shared path.

Penalty: 3 penalty units.

Notes

1 ***Pedestrian*** is defined in rule 18 and ***shared path*** is defined in rule 242.

2 For subrule (2A), ***give way*** means the rider must slow down and, if necessary, stop to avoid a collision—see the definition in the dictionary.

(3) In this rule—

footpath does not include a separated footpath.

Note

Separated footpath is defined in rule 239.

251 Riding to the left of oncoming riders of bicycles or electric scooters on a path

Rule 251 (Heading) amended by S.R. No. 135/2021 rule 80(1).

Rule 251 amended by S.R. No. 135/2021 rule 80(2)(3) (ILA s. 39B(2)).

(1) The rider of a bicycle riding on a bicycle path, footpath, separated footpath or shared path must keep to the left of any oncoming rider of a bicycle or an electric scooter on the path.

Penalty: 3 penalty units.

Note

Bicycle path and ***separated footpath*** are defined in rule 239. ***Footpath*** is defined in the dictionary. ***Shared path*** is defined in rule 242.

Rule 251(2) inserted by S.R. No. 135/2021 rule 80(3).

(2) The rider of an electric scooter riding on a bicycle path, separated footpath or shared path must keep to the left of any oncoming rider of a bicycle or an electric scooter on the path.

Penalty: 3 penalty units.

Note

Bicycle path and ***separated footpath*** are defined in rule 239. ***Shared path*** is defined in rule 242.

252 No bicycles signs and markings

(1) The rider of a bicycle must not ride on a length of road or footpath to which a *no bicycles sign*, or a no bicycles road marking, applies.

Penalty: 3 penalty units.

Note

Footpath, ***length*** of road and ***no bicycles road marking*** are defined in the dictionary.

Rule 252(1A) inserted by S.R. No. 135/2021 rule 81.

(1A) The rider of an electric scooter must not ride on a length of road to which a *no bicycles sign*, or a no bicycles road marking, applies.

Penalty: 3 penalty units.

Note

Length, of road and ***no bicycles road marking*** are defined in the dictionary.

(2) A *no bicycles sign*, or a no bicycles road marking, applies to a length of road or footpath beginning at the sign or marking and ending at the nearest of the following—

(a) a *bicycle path sign* or bicycle path road marking;

(b) a *bicycle lane sign*;

(c) a *separated footpath sign* or separated footpath road marking;

(d) a *shared path sign*;

(e) an *end no bicycles sign*;

(f) the next intersection.

Note

Intersection is defined in the dictionary. ***Bicycle path road marking*** and ***separated footpath road marking*** are defined in rule 239.

No bicycles sign



Bicycle path sign



Bicycle lane sign



Separated footpath sign



Shared path sign



End no bicycles sign



Notes for diagrams

1 There is another permitted version of the *bicycle path sign*, *bicycle lane sign*, *separated footpath sign* and *shared path sign*—see the diagrams in Schedule 3.

2 A *separated footpath sign* may have the pedestrian symbol and the bicycle symbol reversed—see rule 316(4).

Rule 253 (Heading) amended by S.R. No. 135/2021 rule 82(1).

Rule 253 amended by S.R. No. 135/2021 rule 82(2).

253 Riders of bicycles or electric scooters not to cause a traffic hazard

The rider of a bicycle or an electric scooter must not cause a traffic hazard by moving into the path of a driver or pedestrian.

Penalty: 1 penalty unit.

Rule 254 (Heading) amended by S.R. No. 135/2021 rule 83(1).

254 Bicycles or electric scooters being towed etc.

Rule 254(1) amended by S.R. No. 135/2021 rule 83(2).

(1) A person must not ride on a bicycle or an electric scooter that is being towed by another vehicle.

Penalty: 5 penalty units.

Note

Vehicle is defined in rule 15.

Rule 254(2) amended by S.R. No. 135/2021 rule 83(2).

(2) The rider of a bicycle or an electric scooter must not hold onto another vehicle while the vehicle is moving.

Penalty: 5 penalty units.

Rule 255 amended by S.R. No. 135/2021 rule 84.

255 Riding too close to the rear of a motor vehicle

The rider of a bicycle or an electric scooter must not ride within 2 metres of the rear of a moving motor vehicle continuously for more than 200 metres.

Penalty: 3 penalty units.

Note

Motor vehicle is defined in the **Road Safety Act 1986**.

256 Bicycle helmets

(1) The rider of a bicycle or an electric scooter must wear an approved bicycle helmet securely fitted and fastened on the rider's head unless—

Rule 256(1) amended by S.R. Nos 135/2021 rule 85(1), 101/2024 rule 5.

(a) a registered medical practitioner has issued a certificate to the rider under subrule (4) and the rider complies with subrule (6); or

Rule 256(1)(a) amended by S.R. Nos 153/2019 rule 4(Sch. 1 item 11), 111/2021 rule 14(1).

(b) the rider is exempt from this rule under subrule (7).

Penalty: In the case of a bicycle, 5 penalty units;

In the case of an electric scooter, 10 penalty units.

Note

Approved bicycle helmet is defined in the dictionary.

(2) A passenger on a bicycle that is moving, or is stationary but not parked, must wear an approved bicycle helmet securely fitted and fastened on the passenger's head, unless—

(a) the passenger is a paying passenger on a three or four-wheeled bicycle; or

(b) a registered medical practitioner has issued a certificate to the passenger under subrule (4) and the passenger complies with subrule (6); or

Rule 256(2)(b) amended by S.R. Nos 153/2019 rule 4(Sch. 1 item 11), 111/2021 rule 14(1).

(c) the passenger is exempt from this rule under subrule (7).

Penalty: 5 penalty units.

(3) The rider of a bicycle must not ride with a passenger on the bicycle unless the passenger complies with subrule (2).

Penalty: 5 penalty units.

Rule 256(4) amended by S.R. No. 153/2019 rule 4(Sch. 1 item 11), substituted by S.R. No. 111/2021 rule 14(2), amended by S.R. No. 135/2021 rule 85(2).

(4) A registered medical practitioner may issue a certificate stating that, because of a disability or medical condition, it is impracticable, undesirable or inexpedient that the person named in the certificate wear a bicycle helmet while riding on a bicycle or an electric scooter or being taken as a passenger on a bicycle.

Rule 256(5) amended by S.R. Nos 153/2019 rule 4(Sch. 1 item 11), 111/2021 rule 14(3).

(5) A registered medical practitioner may make a certificate issued under subrule (4) subject to conditions.

(6) A certificate issued under subrule (4) must be—

Rule 256(6)(a) amended by S.R. No. 135/2021 rule 85(2).

(a) carried by the person to whom it applies while the person is riding on a bicycle or an electric scooter or being taken as a passenger on a bicycle; and

(b) produced by the person to a police officer or authorised person when requested to do so.

(7) A person is exempt from wearing a bicycle helmet under subrule (1) or (2) if—

(a) the person is a member of a religious group; and

(b) the person is wearing a type of headdress customarily worn by members of that group; and

(c) the wearing of the headdress makes it impracticable for the person to wear a bicycle helmet.

257 Riding with a person on a bicycle trailer

(1) The rider of a bicycle must not tow a bicycle trailer with a person in or on the bicycle trailer, unless—

(a) the rider is 16 years old, or older; and

(b) the person in or on the bicycle trailer is under 10 years old or is 10 years old or older and is exempt from this subrule under subrule (4); and

(c) the bicycle trailer can safely carry the person; and

(d) the person in or on the bicycle trailer is wearing an approved bicycle helmet securely fitted and fastened on the person's head, unless—

(i) a registered medical practitioner has issued a certificate to the person under subrule (3) and the rider complies with subrule (3A); or

Rule 257(1)(d)(i) amended by S.R. Nos 153/2019 rule 4(Sch. 1 item 12), 111/2021 rule 15(1).

(ii) the person is exempt from this rule under subrule (3B).

Penalty: 5 penalty units.

Note

Approved bicycle helmet is defined in the dictionary.

(2) In this rule—

bicycle trailer means a vehicle that is built to be towed, or is towed, by a bicycle.

Note

Vehicle is defined in rule 15.

Rule 257(3) amended by S.R. No. 153/2019 rule 4(Sch. 1 item 12), substituted by S.R. No. 111/2021 rule 15(2).

(3) A registered medical practitioner may issue a certificate stating that, because of a disability or medical condition, it is impracticable, undesirable or inexpedient that the person named in the certificate wear a bicycle helmet while in or on a bicycle trailer.

(3A) A certificate issued under subrule (3) must be—

(a) carried by the rider of the bicycle while the person is in or on the bicycle trailer; and

(b) produced by the rider to a police officer or authorised person when requested to do so.

(3B) A person in or on a bicycle trailer is exempt from the requirement to wear an approved bicycle helmet under subrule (1)(d) if—

(a) the person is a member of a religious group; and

(b) the person is wearing a type of headdress customarily worn by members of that group; and

(c) the wearing of the headdress makes it impracticable for the person to wear a bicycle helmet.

(4) A person in or on a bicycle trailer who is 10 years old or older is exempt from subrule (1)(b) if—

(a) the person has a certificate signed by a registered medical practitioner; and

(b) the certificate states that the person has a disability or medical condition which makes it desirable, practicable or expedient for the person to continue to ride in or on a bicycle trailer; and

(c) the person or the rider of the bicycle complies with the conditions (if any) stated on the certificate; and

(d) in the case that a person has a disability or medical condition that is of a temporary nature, the certificate contains an expiry date and has not expired; and

(e) the person or the rider of the bicycle is carrying the certificate; and

(f) the person or the rider of the bicycle produces the certificate when requested to do so by a police officer or authorised person.

258 Equipment on a bicycle or an electric scooter

Rule 258 (Heading) amended by S.R. No. 135/2021 rule 86(1).

A person must not ride a bicycle or an electric scooter that does not have—

(a) at least one effective brake; and

(b) a bell, horn, or similar warning device, in working order.

Rule 258 amended by S.R. No. 135/2021 rule 86(2).

Penalty: 5 penalty units.

259 Riding at night

Rule 259 amended by S.R. No. 135/2021 rule 87(a)(b).

The rider of a bicycle or an electric scooter must not ride at night, or in hazardous weather conditions causing reduced visibility, unless the bicycle, the electric scooter, or the rider, displays—

Rule 259(a) amended by S.R. No. 135/2021 rule 87(c).

(a) a flashing or steady white light that is clearly visible for at least 200 metres from the front of the bicycle or the electric scooter; and

Rule 259(b) amended by S.R. No. 135/2021 rule 87(c).

(b) a flashing or steady red light that is clearly visible for at least 200 metres from the rear of the bicycle or the electric scooter; and

Rule 259(c) amended by S.R. No. 135/2021 rule 87(c).

(c) a red reflector that is clearly visible for at least 50 metres from the rear of the bicycle or the electric scooter when light is projected onto it by a vehicle's headlight on low-beam.

Penalty: 5 penalty units.

Note

Low-beam and ***night*** are defined in the dictionary.

260 Stopping for a red bicycle crossing light

Rule 260(1) amended by S.R. No. 135/2021 rule 88.

(1) The rider of a bicycle or an electric scooter approaching or at an intersection, or another place on a road or road related area, with bicycle crossing lights must comply with this rule.

Penalty: 10 penalty units.

Note

Road related area is defined in rule 13. ***Bicycle crossing lights*** is defined in the dictionary.

(2) If the bicycle crossing lights show a red bicycle crossing light and the rider has not already started crossing the intersection or place, the rider must not start to cross until—

(a) the bicycle crossing lights change to green; or

(b) there is no red or yellow bicycle crossing light showing.

Notes

1 ***Red bicycle crossing light*** includes a flashing red bicycle crossing light—see the definition in the dictionary.

2 ***Green bicycle crossing light*** and ***yellow bicycle crossing light*** are defined in the dictionary.

Red bicycle crossing light



Green bicycle crossing light



(3) In this rule—

road includes any shoulder of the road.

Note

Shoulder is defined in rule 12.

261 Stopping for a yellow bicycle crossing light

Rule 261(1) amended by S.R. No. 135/2021 rule 89.

(1) The rider of a bicycle or an electric scooter approaching or at an intersection, or another place on a road or road related area, with bicycle crossing lights must comply with this rule.

Penalty: 10 penalty units.

Note

Road related area is defined in rule 13. ***Bicycle crossing lights*** and ***intersection*** are defined in the dictionary.

(2) If the bicycle crossing lights show a yellow bicycle crossing light and the rider has not already started crossing the intersection or place, the rider must not start to cross until—

(a) the bicycle crossing lights change to green; or

(b) there is no red or yellow bicycle crossing light showing.

Notes

1 ***Yellow bicycle crossing light*** includes a flashing yellow bicycle crossing light—see the definition in the dictionary.

2 ***Green bicycle crossing light*** and ***red bicycle crossing light*** are defined in the dictionary.

Yellow bicycle crossing light



(3) In this rule—

road includes any shoulder of the road.

Note

Shoulder is defined in rule 12.

262 Proceeding when bicycle crossing lights change to yellow or red

Rule 262(1) amended by S.R. No. 135/2021 rule 90.

(1) The rider of a bicycle or an electric scooter who is crossing at an intersection, or another place on a road or road related area, with bicycle crossing lights and traffic lights must comply with this rule.

Penalty: 5 penalty units.

Note

Bicycle crossing lights, ***intersection*** and ***traffic lights*** are defined in the dictionary.

(2) If the bicycle crossing lights change from green to yellow, flashing yellow, red or flashing red while the rider is crossing the road, the rider must not stay on the road for longer than necessary to cross

safely to the nearer (in the direction of travel of the rider) of the following—

(a) a dividing strip, safety zone or traffic island forming part of the area set aside or used by riders of bicycles to cross the road at the intersection or place (the ***safety area***);

(b) the far side of the road.

Note

Dividing strip and ***traffic island*** are defined in the dictionary, and ***safety zone*** is defined in rule 162.

(2A) Despite subrule (2), in the circumstances set out in that subrule the rider may instead return to the side of the road, or to the safety area, that the rider has just left, but only if—

(a) at the time the lights change, that side or safety area is closer to the rider than the side or safety area (whichever is the closer) that the rider was heading for at that time; and

(b) the rider does not stay on the road for longer than is necessary to return to that side or safety area.

(3) If, under subrule (2), the rider crosses to the safety area, the rider must remain in the safety area until the bicycle crossing lights change to green.

(4) However, if the rider cannot operate the bicycle crossing lights from the safety area, the rider may cross to the far side of the road when—

(a) the traffic lights change to green or flashing yellow, or there is no red traffic light showing; and

(b) it is safe to do so.

Note

Red traffic light is defined in the dictionary.

(5) To avoid doubt, under subrule (2), if the bicycle crossing lights show a green bicycle crossing light, the rider may cross even though the traffic lights show a red traffic light or yellow traffic light.

(6) In this rule—

road does not include a road related area, but includes any shoulder of the road.

Note

Road related area is defined in rule 13 and ***shoulder*** is defined in rule 12.

Pt 15 Div. 2 (Heading and rules 262A–262I) inserted by S.R. No. 135/2021 rule 91.

Division 2—Additional rules for riders of electric scooters

Notes

1 For the purposes of these Rules, a person riding on an electric scooter is a rider—see rule 17. This Division contains rules that apply to a rider of an electric scooter only.

Note 2 to Pt 15 Div. 2 amended by S.R. No. 22/2023 rule 6.

2 ***Electric scooter*** is defined in the dictionary.

Rules 262A, 262B inserted by S.R. No. 135/2021 rule 91, revoked by S.R. No. 22/2023 rule 7.

* * * * *

262C Riding electric scooters on a footpath

Rule 262C inserted by S.R. No. 135/2021 rule 91, amended by S.R. No. 101/2024 rule 6.

A rider of an electric scooter must not ride the electric scooter on a footpath other than a separated footpath or a shared path where permitted in the Rules.

Penalty: 5 penalty units.

Note

Footpath, ***separated footpath*** and ***shared path*** are defined in the dictionary.

262D Riding electric scooters on certain roads

Rule 262D inserted by S.R. No. 135/2021 rule 91.

(1) A rider of an electric scooter must not ride the electric scooter on a road on which the speed-limit is greater than 60 kilometres per hour.

Rule 262D(1) amended by S.R. Nos 22/2023 rule 8, 101/2024 rule 7.

Penalty: 5 penalty units.

(2) Subrule (1) does not apply to a rider of an electric scooter if the rider—

(a) crosses the road by the shortest safe route; and

(b) does not stay on the road longer than necessary to cross the road safely; and

(c) is not prohibited, under these Rules, from crossing the road on an electric scooter.

(3) In this rule, ***road*** does not include a road related area, but includes any shoulder of the road.

Note

Road related area is defined in rule 13. ***Shoulder*** is defined in rule 12.

Rule 262E inserted by S.R. No. 135/2021 rule 91.

262E Riding an electric scooter on a road alongside another rider or pedestrian

A rider of an electric scooter must not ride the electric scooter on a road or road related area alongside another rider or pedestrian travelling on the road or road related area in the same direction as the rider of the electric scooter, unless the rider of the electric scooter is overtaking the other rider or pedestrian.

Penalty: 3 penalty units.

Rule 262F inserted by S.R. No. 135/2021 rule 91, amended by S.R. Nos 22/2023 rule 9, 101/2024 rule 8.

262F Minimum age requirement for riding an electric scooter

A person who is under 16 years of age must not ride an electric scooter on a road or road related area.

Penalty: 5 penalty units.

Rule 262G inserted by S.R. No. 135/2021 rule 91.

262G Speed-limit applicable to electric scooter

A rider of an electric scooter must not ride the electric scooter on a road or road related area, where permitted in the Rules, at a speed over 20 kilometres per hour.

Penalty: 3 penalty units.

Rule 262H inserted by S.R. No. 135/2021 rule 91, amended by S.R. No. 101/2024 rule 9.

262H Carrying people on electric scooter

A rider of an electric scooter must not use the electric scooter on a road or road related area to carry any other person.

Penalty: 5 penalty units.

Rule 262HA inserted by S.R. No. 101/2024 rule 10.

262HA Passengers not permitted on an electric scooter

A person must not be a passenger on an electric scooter on a road or road related area, whether or not the person is wearing an approved bicycle helmet securely fitted and fastened on the person's head.

Penalty: In the case of a person who is wearing an approved bicycle helmet securely fitted and fastened on the person's head, 5 penalty units;

In the case of a person who is not wearing an approved bicycle helmet securely fitted and fastened on the person's head, 15 penalty units.

262I Offence to consume intoxicating liquor while riding an electric scooter

Rule 262I inserted by S.R. No. 135/2021 rule 91, amended by S.R. No. 101/2024 rule 11.

A rider of an electric scooter must not consume intoxicating liquor while riding the electric scooter on a road or road related area.

Penalty: 10 penalty units.

262J Riding class B or class C electric scooters other than under a vehicle sharing scheme

Rule 262J inserted by S.R. No. 12/2026 rule 4.

(1) A person must not ride a class B electric scooter on a road or road related area unless the person does so under a vehicle sharing scheme.

Penalty: 10 penalty units.

(2) A person must not ride a class C electric scooter on a road or road related area unless the person does so under a vehicle sharing scheme.

Penalty: 10 penalty units.

Part 16—Rules for persons travelling in or on vehicles

263 Application of Part to persons in or on trams

This Part, except rule 269(1), does not apply to a person in or on a tram.

Note

Rule 269(1) prohibits a person getting off, or out of, a moving vehicle.

263A Requirement that seatbelt etc. be properly adjusted and fastened

(1) In this Part, a requirement that a person wear or be restrained in or by a seatbelt, child restraint or child safety harness is not met unless the seatbelt, child restraint or child safety harness is properly adjusted and fastened.

(2) In the case of a passenger who is under 16 years old and is sitting in a seating position that is fitted with a lap and sash type seatbelt, the seat belt is taken to be properly adjusted and fastened if, instead of using the sash part of the seatbelt, an approved child safety harness is used to restrain the upper body of the passenger.

Rule 263B inserted by S.R. No. 7/2023 rule 9.

263B Driver or passenger in motor vehicle must not occupy the same seating position as another person

(1) The driver of a motor vehicle that is moving, or is stationary but not parked, must not occupy the same seating position as a passenger.

Penalty: 10 penalty units.

(2) The driver of a motor vehicle that is moving, or is stationary but not parked, must ensure that each passenger in or on the motor vehicle does not occupy the same seating position as another passenger or the driver.

Penalty: 10 penalty units.

(3) A passenger who is 16 years old or older and is in or on a motor vehicle that is moving, or is stationary but not parked, must not occupy the same seating position as another passenger or the driver.

Penalty: 10 penalty units.

(4) This rule applies whether or not the driver or passenger is exempt from wearing a seatbelt under rule 267, 267A, 267B or 267C.

(5) This rule does not apply to a passenger who is 16 years old or older and is in a bus, public minibus, taxi or tow truck if—

(a) the passenger has a child who is less than one year old seated in the passenger's lap; and

(b) no suitable approved child restraint is fitted in the bus, public minibus, taxi or tow truck and available for use; and

(c) in the case of a bus, public minibus, taxi or tow truck that has 2 or more rows of seats—the passenger is not seated in the front row of seats; and

(d) in the case of a tow truck—the passenger was an occupant in a motor vehicle that is being or has been towed by the tow truck and the passenger is accompanying the driver of the tow truck—

(i) while the motor vehicle is being towed; or

(ii) after the motor vehicle has been towed, for the purpose of being driven to the passenger's home or any other convenient place.

Rule 264 substituted by S.R. Nos 121/2020 rule 9, 7/2023 rule 10.

264 Drivers must comply with seatbelt requirements

(1) The driver of a motor vehicle that is moving, or is stationary but not parked, must—

(a) occupy the driver's seating position that is fitted with an approved seatbelt; and

(b) wear the seatbelt, unless the driver is reversing the vehicle or exempt from wearing a seatbelt under rule 267, 267A, 267B or 267C.

Penalty: In the case of a natural person, 10 penalty units;

In the case of a body corporate, 120 penalty units.

Notes

1 A body corporate may be guilty of the offence by force of section 84BC of the **Road Safety Act 1986**.

2 ***Driver*** is defined in rule 16. ***Motor vehicle*** is defined in the **Road Safety Act 1986**. ***Approved seatbelt*** and ***park*** are defined in the dictionary.

(2) For the purposes of the definition of ***seatbelt offence*** in section 84(8) of the Act, the offence under subrule (1) is a seatbelt offence.

(3) For the purposes of the definition of ***camera detected seatbelt offence*** in section 84AB(3) of the Act, the offence under subrule (1) is a camera detected seatbelt offence.

Rule 264A inserted by S.R. No. 7/2023 rule 10.

264A Driver must ensure passengers comply with seatbelt requirements

(1) The driver of a motor vehicle (other than a bus, public minibus or taxi) that is moving, or is stationary but not parked, must ensure that each passenger—

(a) occupies a seating position that is fitted with an approved seatbelt; and

(b) wears the seatbelt.

Penalty: In the case of a natural person, 10 penalty units;

In the case of a body corporate, 120 penalty units.

Notes

1 A body corporate may be guilty of the offence by force of section 84BC of the **Road Safety Act 1986**.

2 ***Driver*** is defined in rule 16. ***Bus*** **and** ***motor vehicle*** are defined in the **Road Safety Act 1986**. ***Approved seatbelt***, ***park***, ***public minibus*** and ***taxi*** are defined in the dictionary.

(2) Subrule (1) does not apply if—

(a) the passenger is exempt from wearing a seatbelt under rule 267, 267A, 267B or 267C; or

(b) the passenger is under 16 years old and the driver is complying with rule 266(1)(a) in respect of the passenger.

(3) For the purposes of the definition of ***seatbelt offence*** in section 84(8) of the Act, the offence under subrule (1) is a seatbelt offence.

(4) For the purposes of the definition of ***camera detected seatbelt offence*** in section 84AB(3) of the Act, the offence under subrule (1) is a camera detected seatbelt offence.

265 Passengers 16 years old or older must comply with seatbelt requirements

Rule 265 substituted by S.R. No. 7/2023 rule 11.

(1) A passenger who is 16 years old or older and is in or on a motor vehicle that is moving, or is stationary but not parked, must—

(a) occupy a seating position that is fitted with an approved seatbelt; and

(b) wear the seatbelt.

Penalty: 10 penalty units.

Note

Motor vehicle is defined in the **Road Safety Act 1986**. ***Approved seatbelt*** and ***park*** are defined in the dictionary.

(2) Subrule (1) does not apply if the passenger is exempt from wearing a seatbelt under rule 267, 267A, 267B or 267C.

266 Driver must ensure passengers under 16 years old are appropriately secured

(1) The driver of a motor vehicle (except a bus or motor bike) that is moving, or is stationary but not parked, must ensure that—

(a) each passenger in or on the motor vehicle who is under 16 years old is appropriately secured; and

(b) if the motor vehicle has 2 or more rows of seats—

(i) any passenger who is under 4 years old is not seated in the front row of seats; and

(ii) any passenger who is 4 years old or older, but is less than 7 years old is not seated in the front row of seats unless in the row or rows behind the front row—

(A) all of the other seats are occupied by passengers who are also less than 7 years old; or

(B) there is no empty seating position in which the passenger can sit in accordance with rule 266A.

Example

Subparagraph (ii) would permit a 6 year old to sit in the front row of a vehicle that has 2 rows of seats if 2 occupied approved child restraints in the back row encroached on an empty seating position between them in a way that made it impossible for another approved child restraint or booster seat to be placed in that position.

Penalty: 10 penalty units.

Note

Bus and ***motor vehicle*** are defined in the **Road Safety Act 1986**. ***Motor bike*** and ***park*** are defined in the dictionary.

(2) Subrule (1)(a) does not apply in relation to a passenger who is exempt from wearing a seatbelt under rule 267, 267A, 267B or 267C.

(3) Subrule (1)(b) does not apply in relation to a passenger who is exempt from the restriction on being seated in the front row of a motor vehicle under rule 267(4).

(4) For this rule—

(a) an approved child restraint is available in the motor vehicle for a passenger if an approved child restraint is fitted in the vehicle and is not occupied by someone else under 16 years old; and

(b) an approved child restraint or approved seatbelt is suitable for a passenger if it is suitable for restraining, or to be worn by, the passenger.

(5) In this rule, unless subrule (2) applies—

appropriately secured means secured in accordance with rule 266A.

266A Appropriate securing of passengers under 16 years old

(1) A passenger who is less than 6 months old must be restrained in a suitable rearward facing approved child restraint.

(2) A passenger who is 6 months old or older, but is less than 4 years old, must be restrained in a suitable—

(a) rearward facing approved child restraint; or

(b) forward facing approved child restraint that has an inbuilt harness.

(3) A passenger who is 4 years old or older, but is less than 7 years old, must—

(a) be restrained in a suitable forward facing approved child restraint that has an inbuilt harness; or

(b) occupy a seating position that is fitted with an approved seatbelt and be restrained in—

(i) a suitable lap and sash type approved seatbelt; or

(ii) a lap type seatbelt fitted with an approved child safety harness; or

(c) be placed on a properly positioned approved booster seat and be restrained by either—

(i) a suitable lap and sash type approved seatbelt; or

(ii) a suitable approved child safety harness.

Rule 266A(4) substituted by S.R. No. 7/2023 rule 12(1).

(4) A passenger who is less than 7 years old and is exempt from being restrained in an approved child restraint or being placed in an approved booster seat under rule 267(3)—

(a) must occupy a seating position that is fitted with an approved seatbelt; and

(b) must wear the seatbelt; and

(c) must not occupy a seating position in the front row unless the passenger is also exempt under rule 267(4).

(5) A passenger who is 7 years old or older, but under 16 years old, must—

(a) be restrained in a suitable approved child restraint; or

(b) occupy a seating position that is fitted with an approved seatbelt and be restrained in—

(i) a suitable lap and sash type approved seatbelt; or

(ii) a lap type seatbelt fitted with an approved child safety harness; or

(c) be placed on a properly positioned approved booster seat and be restrained by either—

(i) a suitable lap and sash type approved seatbelt; or

(ii) a suitable approved child safety harness; or

(d) occupy a seating position that is fitted with a suitable approved seatbelt.

* * * * * **Rule 266A(6) revoked by S.R. No. 7/2023 rule 12(2).**

(7) If, because of a passenger's height or weight, the passenger cannot be restrained—

(a) as required by subrule (1)—the passenger must be restrained in accordance with subrule (2); or

(b) as required by subrule (2) or paragraph (a)—the passenger must be restrained in accordance with subrule (3); or

(c) as required by subrule (3) or paragraph (b)—the passenger must be restrained in accordance with subrule (5).

(8) If the motor vehicle is a bus, public minibus, taxi or tow truck and there is no suitable approved child restraint or approved booster seat available in the motor vehicle for the passenger—

(a) a passenger who is under one year old is taken to be appropriately secured if the passenger is seated in the lap of another passenger who is 16 years old or older; and

(b) a passenger who is at least one year old but under 7 years old is taken to be appropriately secured if the passenger is occupying a seating position fitted with a suitable approved seatbelt and wearing the seatbelt.

(9) For this rule, a child restraint is—

(a) ***forward facing*** if, once it restrains a passenger, his or her head is closer to the rear of the vehicle than his or her feet; and

(b) ***rearward facing*** if, once it restrains a passenger, his or her feet are closer to the rear of the vehicle than his or her head.

Note

Approved booster seat, ***approved child restraint***, ***approved child safety harness*** and ***approved seatbelt*** are defined in the dictionary.

267 Exemptions from wearing seatbelts—certificate exempting person

(1) The Secretary may issue a certificate stating—

Rule 267(1) amended by S.R. No. 153/2019 rule 4(Sch. 1 item 13).

(a) that it is impracticable, undesirable or inexpedient that the person, or class of persons, named in the certificate wear a seatbelt; and

(b) any conditions to which the certificate is subject.

(2) A person is exempt from wearing a seatbelt if—

Rule 267(2)(a) amended by S.R. No. 153/2019 rule 4(Sch. 1 item 13).

(a) the Secretary has certified that it would be impracticable, undesirable or inexpedient for the person, or a class of persons of which the person concerned is a member, to wear a seatbelt; and

(b) the person complies with the conditions stated in the certificate (if any) and those imposed under subrule (5); and

(c) in the case of a person who is a passenger in or on a motor vehicle with 2 or more rows of seats—the person is not in the front row of seats.

(3) A person is exempt from wearing a seatbelt or being restrained in an approved child restraint or being placed on an approved booster seat if—

(a) a registered medical practitioner has issued a certificate stating that, because of a disability or medical condition, it is impracticable, undesirable or inexpedient that the person wear a seatbelt or be restrained in an approved child restraint or be placed on an approved booster seat (as the case may be); and

(b) the certificate—

(i) is signed by a registered medical practitioner; and

(ii) states an expiry date; and

(iii) has not expired; and

(c) the person, or the driver of the vehicle in or on which the person to whom it applies is travelling, complies with the conditions stated in the certificate (if any) and those imposed under subrule (5); and

(d) in the case of a person who is a passenger in or on a motor vehicle with 2 or more rows of seats—the person is not in the front row of seats unless subrule (4) applies.

Rule 267(4) amended by S.R. No. 7/2023 rule 13(1).

(4) A person who is less than 7 years old is exempt from the restriction under rules 266(1)(b) and 266A(4)(c) from being seated or placed in the front row of a vehicle if—

(a) a registered medical practitioner has issued a certificate stating that, because of a disability or medical condition, the person should be permitted to travel in the front row of a motor vehicle; and

(b) the certificate—

(i) is signed by a registered medical practitioner; and

(ii) states an expiry date; and

(iii) has not expired; and

(c) the driver of the motor vehicle in or on which the person to whom it applies is travelling complies with the conditions stated in the certificate (if any) and those imposed under subrule (5).

(5) A certificate issued under this rule is subject to the condition that—

(a) the certificate is carried in the vehicle in or on which the person to whom it applies is travelling; and

(b) the certificate is produced by the person, or the driver of the vehicle, when requested to do so by a police officer or authorised person; and

Rule 267(5)(b) amended by S.R. No. 7/2023 rule 13(2)(a).

(c) the certificate is produced or uploaded in accordance with a requirement specified in an infringement notice for a camera detected seatbelt offence by the person to whom the infringement notice is issued.

Rule 267(5)(c) inserted by S.R. No. 7/2023 rule 13(2)(b).

Note

Camera detected seatbelt offence is defined in the **Road Safety Act 1986**.

267A Exemption from wearing seatbelt—seating position not fitted with seatbelt

(1) A person in or on a motor vehicle is exempt from wearing a seatbelt if—

(a) the seating position that the person occupies is not fitted with a seatbelt; and

(b) there is no requirement for that seating position to be fitted with a seatbelt; and

(c) all passengers in the vehicle who are exempt from wearing a seatbelt under rule 267, 267A, 267B or 267C are complying with subrule (4); and

(d) there are no other seats available that are fitted with a seatbelt.

(2) Subrule (1) does not apply to a person who is under 7 years old.

Rule 267A(3) amended by S.R. No. 7/2023 rule 14.

(3) To avoid doubt, subrule (1) does not authorise a passenger to whom rule 266A(4)(c) applies to occupy a seat in the front row of seats in a vehicle that has 2 or more rows of seats.

(4) If a vehicle does not have seatbelts or approved child restraints fitted to all its passenger seating positions, a passenger who is exempt from wearing a seatbelt under rule 267 must not occupy a seating position that is fitted with a seatbelt or an approved child restraint if the result would be that a passenger who is not exempt from wearing a seatbelt under that rule would be required to occupy a seating position that is not fitted with a seatbelt or an approved child restraint.

267B Exemption from wearing seatbelt—passenger in police vehicle etc.

(1) The passenger of a police vehicle, police custody officer vehicle, corrections vehicle, secure services vehicle, or sheriff's vehicle is exempt from wearing a seatbelt if—

(a) in the case of a vehicle that has 2 or more rows of seats—

(i) the passenger is not in the front row of seats; or

(ii) the passenger is in the front row of seats because there is not a seating position available for the passenger in another row of seats; or

(b) the vehicle has a caged or other secured area designed for the carriage of passengers and the passenger occupies a seating position in that area.

(2) The passenger of an emergency vehicle or enforcement vehicle that has 2 or more rows of seats is exempt from wearing a seatbelt if—

(a) the person is not in the front row of seats; or

(b) there is not a seating position available for the person in another row of seats.

267C Exemption from wearing seatbelt—other exemptions

(1) A person in or on a motor vehicle is exempt from wearing a seatbelt if—

(a) the person is engaged in the door-to-door delivery or collection of goods, or in the collection of waste or garbage, and is required to get in or out of the vehicle, or on or off the vehicle, at frequent intervals; and

(b) the vehicle is not travelling over 25 kilometres per hour.

(2) A person is exempt from wearing a seatbelt if the person is providing or receiving medical treatment of an urgent and necessary nature while in or on a vehicle.

(3) If a truck or bus has a sleeper compartment, a two-up driver of the truck or bus is exempt from wearing a seatbelt while the two-up driver occupies the sleeper compartment for rest purposes.

(4) In this rule—

two-up driver means a person accompanying a driver of a truck or bus on a journey, or part of a journey, who has been, is or will be sharing the task of driving the truck or bus during the journey.

268 How persons must travel in or on a motor vehicle

(1) A person must not travel in or on a part of a motor vehicle that is not a part designed primarily for the carriage of passengers or goods.

Penalty: 10 penalty units.

Note

Motor vehicle is defined in the **Road Safety Act 1986**.

(2) A person must not travel in or on a part of a motor vehicle that is a part designed primarily for the carriage of goods unless—

(a) the part is enclosed; and

(b) the person occupies a seating position that is suitable for the size and weight of the person and that is fitted with a seatbelt.

Penalty: 10 penalty units.

Notes

1 ***Enclosed*** is defined in subrule (7).

2 Rule 265 deals with the wearing of seatbelts by passengers 16 years old or older, and rule 266 deals with the wearing of seatbelts by passengers under 16 years old.

(3) A person must not travel in or on a motor vehicle with any part of the person's body outside a window or door of the vehicle, unless the person is the driver of the vehicle and is giving a hand signal—

(a) for changing direction to the right in accordance with rule 50; or

(b) for stopping or slowing in accordance with rule 55.

Penalty: 3 penalty units.

Note

Window is defined in the dictionary.

(4) The driver of a motor vehicle (except a bus) must not drive with a passenger if any part of the passenger's body is outside a window or door of the vehicle.

Penalty: 3 penalty units.

Note

Bus is defined in the **Road Safety Act 1986**.

(4A) The driver of a motor vehicle must not drive with a passenger in or on a part of the vehicle that is not a part designed primarily for the carriage of passengers or goods.

Penalty: 10 penalty units.

(4B) The driver of a motor vehicle must not drive with a passenger in or on a part of the vehicle that is a part designed primarily for the carriage of goods unless—

(a) the part is enclosed; and

(b) the person occupies a seating position that is suitable for the size and weight of the person and that is fitted with a seatbelt.

Penalty: 10 penalty units.

Note

Rule 265 deals with the wearing of seatbelts by passengers 16 years old or older, and rule 266 deals with the wearing of seatbelts by passengers under 16 years old.

(5) This rule does not apply to a person who is—

(a) in or on a police vehicle, emergency vehicle or enforcement vehicle; or

(b) on a motor bike; or

(c) engaged in the door-to-door delivery or collection of goods, or in the collection of waste or garbage, in or on a motor vehicle

that is not travelling over 25 kilometres per hour.

Note

Emergency vehicle, ***enforcement vehicle***, ***motor bike***, and ***police vehicle*** are defined in the dictionary.

(6) This rule also does not apply to a person if—

Rule 268(6)(a) amended by S.R. No. 153/2019 rule 4(Sch. 1 item 14).

(a) the Secretary or the Regulator has by notice in writing exempted the person, or a class of persons of which the person concerned is a member, from this rule and the person is complying with the conditions (if any) of the exemptions; or

Rule 268(6)(b) amended by S.R. No. 153/2019 rule 4(Sch. 1 item 14).

(b) the Secretary or the Regulator has by notice in writing exempted the vehicle the person is driving or travelling in from this rule.

(7) For this rule—

enclosed, for a part of a vehicle, means enclosed by the structure of the vehicle.

269 Opening doors and getting out of a vehicle etc.

(1) A person must not get off, or out of, a moving vehicle, unless the person is engaged in the door-to-door delivery or collection of goods, or in the collection of waste or garbage, and the vehicle is not travelling over 5 kilometres per hour.

Penalty: 2 penalty units.

Notes

1 ***Vehicle*** is defined in rule 15.

2 Rule 237 deals with persons getting on, or into, a moving vehicle.

(2) Subrule (1) does not apply to a person getting off a bicycle, an electric scooter or animal.

Rule 269(2) amended by S.R. No. 135/2021 rule 92.

(3) A person must not cause a hazard to any person or vehicle by opening a door of a vehicle, leaving a door of a vehicle open, or getting off, or out of, a vehicle.

Penalty: 10 penalty units.

(4) The driver of a bus must not drive the bus unless the doors of the bus are closed while the bus is moving.

Penalty: 2 penalty units.

Note

Bus is defined in the **Road Safety Act 1986**.

270 Wearing motor bike helmets

(1) The rider of a motor bike that is moving, or is stationary but not parked, must—

(a) wear an approved motor bike helmet securely fitted and fastened on the rider's head; and

(b) not ride with a passenger unless the passenger complies with subrule (2).

Penalty: 10 penalty units.

Note

Motor bike and ***park*** are defined in the dictionary.

(1A) However, the rider of a motor bike that is moving, or is stationary but not parked, is exempt from wearing an approved motor bike helmet if—

(a) the motor bike's engine is not on; and

(b) the rider is pushing the motor bike; and

(c) in the circumstances, it is safe for the rider not to wear the helmet.

(2) A passenger on a motor bike that is moving, or is stationary but not parked, must wear an approved motor bike helmet securely fitted and fastened on the passenger's head.

Penalty: 10 penalty units.

(3) In this rule—

Rule 270(3) def. of *approved motor bike helmet* substituted by S.R. No. 87/2018 rule 11.

approved motor bike helmet means a helmet—

(a) made in compliance with—

(i) AS 1698; or

(ii) AS/NZS 1698; or

(iii) UN 22; and

(b) that has an identifying mark certifying compliance with a standard mentioned in paragraph (a); and

(c) that is in good repair and proper working order and condition;

Examples

Examples of a helmet that is in good repair and proper working order and condition:

1 A helmet that is scratched or marked but the scratch or mark has not—

(a) penetrated the helmet's outer shell; or

(b) damaged the helmet's retention system; or

(c) damaged the helmet's inner lining.

2 A helmet that is damaged to a degree that might reasonably be expected from the normal use of the helmet.

passenger, of a motor bike, includes a person on a passenger seat of the motor bike (including the pillion seat), or in a sidecar.

271 Riding on motor bikes and motor cycles

(1) Unless subrule (1A) applies, the rider of a motor bike that is moving (other than a rider who is walking beside and pushing a motor bike), or the rider of a motor bike that is stationary but not parked, must—

Rule 271(1) amended by S.R. No. 87/2018 rule 12(1).

(a) sit astride the rider's seat facing forwards; and

(b) if the motor bike is moving—

Rule 271(1)(b) substituted by S.R. No. 87/2018 rule 12(2).

(i) keep at least one hand on the handlebars; and

(ii) keep both feet on the footrests or footboard designed for the rider's use.

* * * * *

Rule 271(1)(c) revoked by S.R. No. 87/2018 rule 12(3).

Penalty: 5 penalty units.

Note

Motor bike and ***park*** are defined in the dictionary.

(1A) The rider of a motor bike that is moving may—

(a) stand on the motor bike's footrests or footboard designed for the rider's use if—

(i) the rider has both feet on the footrests or footboard; and

(ii) in the circumstances, it is safe for the rider to do so; or

(b) remove a foot from the footrest or footboard designed for the rider's use if—

(i) the rider is sitting on the rider's seat; and

(ii) at least one foot is on a footrest or footboard; and

(iii) in the circumstances, it is safe for the rider to do so; or

Rule 271(1A)(b)(iii) amended by S.R. No. 121/2020 rule 10(1).

Rule 271(1A)(c) inserted by S.R. No. 121/2020 rule 10(2).

(c) remove both feet from the footrests or footboard designed for the rider's use if the motor bike is moving at less than 10 kilometres per hour and—

(i) the rider is manoeuvring the motor bike in order to park the motor bike; or

(ii) the motor bike is decelerating to come to a stop; or

(iii) the motor bike is accelerating from being stopped.

(2) A passenger on a motor bike (except a passenger in a sidecar or on a seat designed for a passenger, other than a pillion seat) that is moving, or is stationary but not parked, must—

(a) sit astride the pillion seat facing forwards; and

(b) keep both feet on the footrests designed for use by a pillion passenger on the motor bike.

Penalty: 10 penalty units.

(3) The rider of a motor cycle must not ride with a passenger (except a passenger in a sidecar or other seat designed for a passenger) unless the passenger complies with subrule (2).

Penalty: 10 penalty units.

Note

Motor cycle is defined in the **Road Safety Act 1986**.

(4) The rider of a motor cycle must not ride with more than one passenger (excluding any passenger in a sidecar or other seat designed for a passenger, other than a pillion seat).

Penalty: 10 penalty units.

(5) The rider of a motor bike must not ride with more passengers in a sidecar, or on a seat designed for a passenger, than the sidecar, or seat, is designed to carry.

Penalty: 10 penalty units.

(5A) The rider of a motor bike must not ride with a passenger who is under 8 years old unless the passenger is in a sidecar.

Penalty: 10 penalty units.

(5B) A passenger must not ride in a sidecar of a motor bike unless the passenger is seated safely.

Penalty: 10 penalty units.

(5C) The rider of a motor bike must not ride with a passenger in a sidecar unless the passenger complies with subrule (5B).

Penalty: 10 penalty units.

(6) A provision of this rule does not apply to a person if—

(a) the Secretary has, by notice in writing, exempted the person from the provision; and

Rule 271(6)(a) amended by S.R. No. 153/2019 rule 4(Sch. 1 item 15).

(b) the person—

(i) is carrying written evidence of that exemption; and

(ii) produces that evidence to a police officer or authorised person when asked to do so.

Note

Authorised person and ***police officer*** are defined in the dictionary.

272 Interfering with the driver's control of the vehicle etc.

A passenger in or on a vehicle must not—

(a) interfere with the driver's control of the vehicle; or

(b) obstruct the driver's view of the road or traffic.

Penalty: 3 penalty units.

Part 17—Additional rules for drivers of trams and public buses and, in the case of B Lights, for drivers of other vehicles permitted to drive in a bus lane

Notes

1 This Part contains rules about T lights and B lights. These are traffic signals that operate in the same way as, or together with, traffic lights but apply only to drivers of trams, tram recovery vehicles, public buses and, in the case of B lights, to other vehicles if permitted to drive in a bus lane. An example of a T light is shown in rule 278 and an example of a B light is shown in rule 285.

2 Rule 309 sets out a number of exemptions from these Rules for drivers of trams, tram recovery vehicles and public buses travelling along tram tracks. Some other rules have exceptions for drivers of trams or particular trams.

Division 1—Trams

Note

Public bus, ***T lights***, ***tram***, ***tram recovery vehicle*** and ***travelling along tram tracks*** are defined in the dictionary.

273 Division also applies to tram recovery vehicles and public buses travelling along tram tracks

(1) This Division applies to the driver of a tram recovery vehicle as if a reference in the Division to a tram included a reference to a tram recovery vehicle.

(2) This Division applies to the driver of a public bus travelling along tram tracks as if a reference in the Division to a tram included a reference to a public bus travelling along tram tracks.

274 Stopping for a red T light

The driver of a tram approaching or at T lights showing a red T light must stop—

(a) if there is a stop line at or near the T lights—as near as practicable to, but before reaching, the stop line; or

(b) if there is no stop line at or near the T lights—as near as practicable to, but before reaching, the nearest or only T lights.

Penalty: 10 penalty units.

Notes

1 ***Red T light*** and ***stop line*** are defined in the dictionary.

2 Rule 276 explains when the driver of a tram does not have to stop for a red T light.

275 Stopping for a yellow T light

The driver of a tram approaching or at T lights showing a yellow T light must stop—

(a) if there is a stop line at or near the T lights and the driver can stop safely before reaching the stop line—as near as practicable to, but before reaching, the stop line; or

(b) if there is no stop line at or near the T lights and the driver can stop safely before reaching the T lights—as near as practicable to, but before reaching, the nearest or only T lights.

Penalty: 10 penalty units.

Notes

1 ***Yellow T light*** and ***stop line*** are defined in the dictionary.

2 Rule 276 explains when the driver of a tram does not have to stop for a yellow T light.

276 Exception to stopping for a red or yellow T light

The driver of a tram approaching or at T lights showing a red or yellow T light does not have to stop if a white traffic arrow is also showing and the driver is turning in the direction indicated by the arrow.

Note

Red T light, ***white traffic arrow*** and ***yellow T light*** are defined in the dictionary.

277 Proceeding after stopping for a red or yellow T light

The driver of a tram who stops for T lights showing a red or yellow T light must not proceed until—

(a) a white T light is showing; or

(b) no T light is showing and traffic lights at or near the T lights are showing a green traffic light.

Penalty: 10 penalty units.

Note

Green traffic light, ***red T light***, ***traffic lights***, ***white T light*** and ***yellow T light*** are defined in the dictionary. A diagram of a white T light is shown in rule 278.

278 Proceeding when a red traffic light and a white T light or white traffic arrow is showing

(1) The driver of a tram approaching or at a white T light at or near traffic lights showing a red traffic light may proceed straight ahead, or turn, despite the red traffic light.

Note

Red traffic light, ***straight ahead***, ***traffic lights*** and ***white T light*** are defined in the dictionary.

(2) The driver of a tram approaching or at a white traffic arrow at or near traffic lights showing a red traffic light may turn in the direction indicated by the arrow, despite the red traffic light.

Note

White traffic arrow is defined in the dictionary.

White T light



279 Proceeding when a white T light or white traffic arrow is no longer showing

(1) This rule applies to—

(a) the driver of a tram at an intersection with T lights showing a white T light who has stopped after the stop line, or nearest or only T lights, at the intersection; or

(b) the driver of a tram at an intersection with traffic arrows showing a white traffic arrow who is turning in the direction indicated by the arrow and has stopped after the stop line, or nearest or only traffic arrows, at the intersection.

Example

The driver of a tram may stop after the stop line at an intersection with T lights showing a white T light, and not proceed through the intersection, because the intersection, or a road beyond the intersection, is blocked by traffic.

Note

Intersection, ***stop line***, ***traffic arrows***, ***white T light*** and ***white traffic arrow*** are defined in the dictionary.

(2) If the T lights or traffic arrows change to yellow or red, or turn off, while the driver is stopped and the driver has not entered the intersection, the driver must not proceed until—

(a) a white T light is showing; or

(b) there is no T light showing, and traffic lights at or near the T lights are showing a green traffic light; or

(c) if the driver is turning at the intersection—a white traffic arrow is showing that indicates the direction in which the driver is turning.

Penalty: 10 penalty units.

Note

Enter, ***green traffic light***, ***red traffic arrow*** and ***yellow traffic arrow*** are defined in the dictionary.

(3) If the T lights or traffic arrows change to yellow or red, or turn off, while the driver is stopped and the driver has entered the intersection, the driver must leave the intersection as soon as the driver can do so safely.

Penalty: 10 penalty units.

Division 2—Public buses

Note

B lights and ***public bus*** are defined in the dictionary.

280 Application of Division

(1) This Division does not apply to the driver of a public bus travelling along tram tracks.

Note

The rules in Division 1 of this Part apply to drivers of public buses travelling along tram tracks—see rule 273.

(2) This Division applies to the driver of a vehicle other than a public bus, in the same way as it applies to the driver of a public bus, if—

(a) the driver is driving in a bus lane to which B lights apply; and

(b) the driver is permitted to drive in the lane under these Rules.

281 Stopping for a red B light

The driver of a public bus approaching or at B lights showing a red B light must stop—

(a) if there is a stop line at or near the B lights—as near as practicable to, but before reaching, the stop line; or

(b) if there is no stop line at or near the B lights—as near as practicable to, but before reaching, the nearest or only B lights.

Penalty: 10 penalty units.

Notes

1 ***Red B light*** and ***stop line*** are defined in the dictionary.

2 Rule 283 explains when the driver of a public bus does not have to stop for a red B light.

282 Stopping for a yellow B light

The driver of a public bus approaching or at B lights showing a yellow B light must stop—

(a) if there is a stop line at or near the B lights and the driver can stop safely before reaching the stop line—as near as practicable to, but before reaching, the stop line; or

(b) if there is no stop line at or near the B lights and the driver can stop safely before reaching the B lights—as near as practicable to, but before reaching, the nearest or only B lights.

Penalty: 10 penalty units.

Notes

1 ***Yellow B light*** and ***stop line*** are defined in the dictionary.

2 Rule 283 explains when the driver of a public bus does not have to stop for a yellow B light.

283 Exception to stopping for a red or yellow B light

The driver of a public bus approaching or at B lights showing a red or yellow B light does not have to stop if a white traffic arrow is also showing and the driver is turning in the direction indicated by the arrow.

Note

Red B light, ***white traffic arrow*** and ***yellow B light*** are defined in the dictionary.

284 Proceeding after stopping for a red or yellow B light

The driver of a public bus who stops for B lights showing a red or yellow B light must not proceed until—

(a) a white B light is showing; or

(b) no B light is showing and traffic lights at or near the B lights are showing a green traffic light.

Penalty: 10 penalty units.

Note

Green traffic light, ***red B light***, ***traffic lights***, ***white B light*** and ***yellow B light*** are defined in the dictionary. A diagram of a white B light is shown in rule 285.

285 Proceeding when a red traffic light and a white B light or white traffic arrow is showing

(1) The driver of a public bus approaching or at a white B light at or near traffic lights showing a red traffic light may proceed straight ahead, or turn, despite the red traffic light.

Note

Red traffic light, ***straight ahead***, ***traffic lights*** and ***white B light*** are defined in the dictionary.

(2) The driver of a public bus approaching or at a white traffic arrow at or near traffic lights showing a red traffic light may turn in the direction indicated by the arrow, despite the red traffic light.

Note

White traffic arrow is defined in the dictionary.

White B light



286 Proceeding when a white B light or white traffic arrow is no longer showing

(1) This rule applies to—

(a) the driver of a public bus at an intersection with B lights showing a white B light who has stopped after the stop line, or nearest or only B lights, at the intersection; or

(b) the driver of a public bus at an intersection with traffic arrows showing a white traffic arrow who is turning in the direction indicated by the arrow and has stopped after

the stop line, or nearest or only traffic arrows, at the intersection.

Example

The driver of a public bus may stop after the stop line at an intersection with B lights showing a white B light, and not proceed through the intersection, because the intersection, or a road beyond the intersection, is blocked by traffic.

Note

Intersection, ***stop line***, ***traffic arrows***, ***white B light*** and ***white traffic arrow*** are defined in the dictionary.

(2) If the B lights or traffic arrows change to yellow or red, or turn off, while the driver is stopped and the driver has not entered the intersection, the driver must not proceed until—

(a) a white B light is showing; or

(b) there is no B light showing, and traffic lights at or near the B lights are showing a green traffic light; or

(c) if the driver is turning at the intersection—a white traffic arrow is showing that indicates the direction in which the driver is turning.

Penalty: 10 penalty units.

Note

Enter, ***green traffic light***, ***red traffic arrow*** and ***yellow traffic arrow*** are defined in the dictionary.

(3) If the B lights or traffic arrows change to yellow or red, or turn off, while the driver is stopped and the driver has entered the intersection, the driver must leave the intersection as soon as the driver can do so safely.

Penalty: 10 penalty units.

Part 18—Miscellaneous road rules

Division 1—Miscellaneous rules for drivers

287 Duties of driver involved in an accident

* * * * *

Note

There is no rule 287. Refer to sections 61(1) and 61A(1) of the **Road Safety Act 1986**.

288 Driving on a path

Rule 288(1) amended by S.R. No. 135/2021 rule 93(1)(a).

(1) A driver (except the rider of a bicycle or an electric scooter) must not drive on a path, unless subrule (2) or (3) applies to the driver.

Penalty: 3 penalty units.

Note to rule 288(1) amended by S.R. No. 135/2021 rule 93(2).

Note

Bicycle and ***electric scooter*** are defined in the dictionary. ***Path*** is defined in subrule (6).

(2) A driver may drive on a path if the driver is—

(a) driving on a part of the path indicated by information on or with a traffic control device as a part where vehicles may drive; or

(b) driving on the path to enter or leave, by the shortest practicable route, a road related area or adjacent land and there is not a part of the path indicated by information on or with a traffic control device as a part where vehicles may drive.

Note

Adjacent land, ***traffic control device*** and ***with*** are defined in the dictionary. ***Road related area*** is defined in rule 13.

(3) A driver may drive a motorised wheelchair on a path if—

(a) the unladen mass of the wheelchair is not over 110 kilograms; and

(b) the wheelchair is not travelling over 10 kilometres per hour; and

(c) the driver has a reasonable need to use a wheelchair—

(i) because of the driver's physical condition; or

(ii) for the purpose of training under the instruction or supervision of a registered health practitioner.

Rule 288(3)(c) substituted by S.R. No. 121/2020 rule 11.

Note

Wheelchair is defined in the dictionary.

(4) A driver on a path (except the rider of a bicycle, the rider of an electric scooter, or a driver driving on the path to enter a road from a road related area or adjacent land, or to enter a road related area or adjacent land from a road) must give way to all other road users, and to animals, on the path.

Rule 288(4) amended by S.R. No. 135/2021 rule 93(1)(b).

Penalty: 5 penalty units.

Notes

1 ***Road user*** is defined in rule 14.

2 For this subrule, ***give way*** means the driver must slow down and, if necessary, stop to avoid a collision—see the definition in the dictionary.

3 Rules 74 and 75 deal with drivers giving way when crossing a footpath or other path to enter or leave a road related area or adjacent land.

4 Rules 249 to 251 deal with riders of bicycles and electric scooters riding on footpaths, separated paths and shared paths.

Note 4 to rule 288(4) amended by S.R. No. 135/2021 rule 93(3).

(5) Subrule (1) does not apply to the rider of an animal riding the animal on a footpath.

Notes

1 ***Footpath*** is defined in the dictionary.

2 The rider of an animal on a footpath must give way to a pedestrian on the path—see rule 302.

(5A) Subrule (1) does not apply to the rider of a motor bike (with or without a trailer attached) that is a postal vehicle if—

(a) the rider gives way to pedestrians and other vehicles and takes reasonable precautions to avoid collision or danger or obstruction to any person or thing on or next to the path; and

(b) the rider does not exceed 10 kilometres per hour; and

(c) the motor bike has an engine capacity not exceeding 125 cc.

Note

Motor bike and ***postal vehicle*** are defined in the dictionary.

(6) In this rule—

Rule 288(6) def. of *path* amended by S.R. No. 135/2021 rule 93(4).

path means a bicycle path, footpath or shared path.

Notes

1 ***Bicycle path*** is defined in rule 239. ***Footpath*** is defined in the dictionary. ***Shared path*** is defined in rule 242.

2 A rider of an electric scooter must not ride the electric scooter on a footpath—see rule 262C.

Rule 288(7) amended by S.R. No. 153/2019 rule 4(Sch. 1 item 16).

(7) Subrule (1) does not apply to the driver of a vehicle acting in accordance with an exemption from the application of that subrule granted by the Secretary under subrule (8).

(8) The Secretary may exempt a driver of a vehicle or class of vehicles from the requirements of subrule (1) subject to any conditions the Secretary thinks fit.

Rule 288(8) amended by S.R. No. 153/2019 rule 4(Sch. 1 item 16).

289 Driving on a nature strip

(1) A driver must not drive on a nature strip adjacent to a length of road in a built-up area, unless the driver is—

(a) entering or leaving, by the shortest practicable route, an area on the nature strip indicated by information on or with a traffic control device as an area where vehicles may drive; or

(b) driving on a part of the nature strip indicated by information on or with a traffic control device as a part where vehicles may drive; or

(c) driving on the nature strip to enter or leave, by the shortest practicable route, a road related area or adjacent land and there is not a part of the nature strip indicated by information on or with a traffic control device as a part where vehicles may drive; or

(d) riding a bicycle, an electric scooter or animal, except if the Council prohibits the riding of bicycles, electric scooters or animals on the nature strip; or

Rule 289(1)(d) amended by S.R. No. 135/2021 rule 94.

(e) driving a ride-on lawnmower that is cutting grass on the nature strip; or

(f) driving a motorised wheelchair.

Penalty: 3 penalty units.

Note

Adjacent land, ***built-up area***, ***length*** of road, ***nature strip***, ***traffic control device***, ***wheelchair*** and ***with*** are defined in the dictionary. ***Road related area*** is defined in rule 13.

(2) A driver driving on a nature strip (except the rider of an animal, or a driver driving on the nature strip to enter a road from a road related area or adjacent land, or to enter a road related area or adjacent land from a road) must give way to all other road users, and to animals, on the nature strip.

Penalty: 5 penalty units.

Notes

1 ***Road user*** is defined in the dictionary.

2 For subrule (2), ***give way*** means the driver must slow down and, if necessary, stop to avoid a collision—see the definition in the dictionary.

3 Rules 74 and 75 deal with drivers giving way when crossing a nature strip adjacent to a road to enter or leave a road related area or adjacent land.

4 The rider of an animal on a nature strip must give way to any pedestrian on the nature strip—see rule 302.

(2A) Subrule (1) does not apply to the rider of a motor bike (with or without a trailer attached) or bicycle that is a postal vehicle if—

(a) the rider gives way to pedestrians and other vehicles and takes reasonable precautions to avoid collision with, or danger or obstruction to, any person or thing on or next to the path; and

(b) the rider does not exceed 10 kilometres per hour; and

(c) the motor bike has an engine capacity not exceeding 125 cc.

Note

Bicycle, ***motor bike*** and ***postal vehicle*** are defined in the dictionary.

(3) Subrule (1) does not apply to the driver of a vehicle acting in accordance with an exemption from the application of that subrule granted by the Secretary under subrule (4).

Rule 289(3) amended by S.R. No. 153/2019 rule 4(Sch. 1 item 17).

(4) The Secretary may exempt a driver of a vehicle or class of vehicles from the requirements of subrule (1) subject to any conditions the Secretary thinks fit.

Rule 289(4) amended by S.R. No. 153/2019 rule 4(Sch. 1 item 17).

290 Driving on a traffic island

A driver must not drive on a traffic island (except the central traffic island in a roundabout), unless—

(a) the traffic island is designed to allow vehicles to be driven on it; or

(b) the driver is permitted to drive on the traffic island under another provision of these Rules.

Penalty: 3 penalty units.

Notes

1 ***Roundabout*** is defined in rule 109. ***Traffic island*** is defined in the dictionary.

2 A driver must drive to the left of the central traffic island in a roundabout except in certain circumstances—see rule 115.

291 Making unnecessary noise or smoke

A person must not start a vehicle, or drive a vehicle, in a way that makes unnecessary noise or smoke.

Penalty: 2 penalty units.

Example

Causing the wheels of the driver's vehicle to lose traction and spin on the road surface may make unnecessary noise or smoke.

292 Insecure or overhanging load

* * * * *

Note to rule 292 amended by S.R. No. 21/2025 rule 14.

Note

There is no rule 292. See regulation 285 of the Road Safety (Vehicles) Regulations 2021 for provisions dealing with load restraint requirements.

293 Removing fallen etc. things from the road

(1) This rule applies to a driver if—

(a) something falls onto the road from the driver's vehicle, or the driver, or a passenger in or on the driver's vehicle, puts something on the road; and

(b) there is a possibility that the thing, if left on the road, may injure a person, obstruct the path of other drivers or pedestrians, or damage a vehicle or anything else (for example, the road surface).

Note

Driver's vehicle is defined in the dictionary.

(2) The driver must remove the thing, or take action to have the thing removed, from the road as soon as the driver can do so safely.

Penalty: 5 penalty units.

Examples of things

1 Fallen loads.

2 Oil or grease.

3 Debris from an accident.

4 Wheel chocks.

Note

Rule 165(e) provides a defence to the prosecution of a driver for an offence against a provision of Part 12 (Restrictions on stopping and parking) if the driver stops to comply with another provision of these Rules (including this rule).

(3) In this rule—

put, something onto the road, includes—

(a) throw, drop or propel the thing onto the road; and

(b) otherwise cause the thing to be on the road.

294 Keeping control of a vehicle being towed

(1) The driver of a motor vehicle must not tow another motor vehicle unless—

(a) either—

(i) the driver can control the movement of the towed vehicle; or

(ii) the brakes and steering of the towed vehicle are in working order and a person who is licensed to drive the towed vehicle is sitting in the driver's seat of the towed vehicle, and is in control of its brakes and steering; and

(b) it is safe to tow the towed vehicle.

Penalty: 3 penalty units.

Note

Motor vehicle is defined in the **Road Safety Act 1986**.

(2) The driver of a motor vehicle must not tow a trailer unless—

(a) the driver can control the movement of the trailer; and

(b) it is safe to tow the trailer.

Penalty: 3 penalty units.

Note

Trailer is defined in the dictionary.

295 Motor vehicle towing another vehicle with a towline

(1) The driver of a motor vehicle towing another vehicle using a chain, rope, fabric, strap or wire (the ***towline***) must comply with this rule.

Penalty: 3 penalty units.

Note

Motor vehicle is defined in the **Road Safety Act 1986**. ***Vehicle*** is defined in rule 15.

(2) If neither of the vehicles is a motor bike, the driver must keep a distance of not over 4 metres between the vehicles.

Note

Motor bike is defined in the dictionary.

(3) If at least one of the vehicles is a motor bike, the driver must keep a distance of not over 2·5 metres between the vehicles.

(4) If the towline is longer than 2 metres, the driver must attach a white or brightly coloured flag, piece of cloth or other similar material (the ***warning material***) to the towline in accordance with subrule (5).

(5) The warning material must—

(a) be substantially square or rectangular with 2 adjacent sides at least 300 millimetres long; and

(b) be attached midway along the towline; and

(c) be visible for at least 100 metres from either side of the warning material.

296 Driving a vehicle in reverse

(1) The driver of a vehicle must not reverse the vehicle unless the driver can do so safely.

Penalty: 3 penalty units.

(2) The driver of a vehicle must not reverse the vehicle further than is reasonable in the circumstances.

Penalty: 3 penalty units.

297 Driver to have proper control of a vehicle etc.

(1) A driver must not drive a vehicle unless the driver has proper control of the vehicle.

Penalty: 5 penalty units.

(1A) A person must not drive a vehicle if a person or an animal is in the driver's lap.

Penalty: 5 penalty units.

(2) A driver must not drive a motor vehicle unless the driver has a clear view of the road, and traffic, ahead, behind and to each side of the driver.

Penalty: 5 penalty units.

Note

Motor vehicle is defined in the **Road Safety Act 1986**.

(3) The rider of a motor bike must not ride with an animal on the motor bike between the rider and the handlebars, or in another position that interferes with the rider's ability to control the motor bike or to have a clear view of the road.

Penalty: 5 penalty units.

Note

Motor bike is defined in the dictionary.

(4) Subrule (3) does not apply to the rider of a motor bike who rides with an animal between the rider and the handlebars for a distance of not more than 500 metres on a road for the purpose of a farming activity that the rider is carrying out.

298 Driving with a person in a trailer

(1) A driver must not drive a motor vehicle towing a trailer with a person in or on the trailer, unless the trailer is exempt from this rule under subrule (2).

Penalty: 10 penalty units.

(2) Subrule (1) does not apply to or in relation to—

(a) a trailer (other than a caravan) being towed by a tractor at a speed not exceeding 25 kilometres per hour; or

(b) a machine designed for and being used for construction or maintenance work; or

(c) an articulated public bus; or

Rule 298(2)(d) amended by S.R. No. 153/2019 rule 4(Sch. 1 item 18).

(d) a trailer that has been approved by the Secretary or the Regulator for the carriage of passengers in accordance with the conditions (if any) of that approval.

Notes

1 ***Motor vehicle*** is defined in the **Road Safety Act 1986**. ***Trailer*** is defined in the dictionary.

2 Rule 257 deals with persons travelling in or on bicycle trailers.

Rule 299 amended by S.R. Nos 6/2018 rule 5, 153/2019 rule 4(Sch. 1 item 19), 121/2020 rule 12, revoked by S.R. No. 7/2023 rule 15.

* * * * *

* * * * *

Rule 300 amended by S.R. Nos 6/2018 rule 6, 121/2020 rule 13, 135/2021 rule 95, revoked by S.R. No. 7/2023 rule 15.

Division 2—Rules for people in charge of animals

301 Leading an animal while in or on a vehicle

(1) The driver of a motor vehicle must not lead an animal, including by tethering the animal to the motor vehicle.

Penalty: 3 penalty units.

Note

Motor vehicle is defined in the **Road Safety Act 1986**.

(2) A person who is a passenger in, or on any part of, a motor vehicle must not lead an animal while the motor vehicle is moving.

Penalty: 3 penalty units.

(3) The rider of a bicycle must not lead an animal, including by tethering the animal to the bicycle.

Penalty: 3 penalty units.

Note

Bicycle is defined in the dictionary.

Rule 301(4) inserted by S.R. No. 135/2021 rule 96.

(4) The rider of an electric scooter must not lead an animal, including by tethering the animal to the electric scooter.

Penalty: 3 penalty units.

Note

Electric scooter is defined in the dictionary.

302 Rider of an animal on a footpath or nature strip to give way to pedestrians

The rider of an animal must give way to any pedestrian on a footpath or nature strip.

Penalty: 3 penalty units.

Notes

1 ***Footpath*** and ***nature strip*** are defined in the dictionary. ***Pedestrian*** is defined in rule 18.

2 For this rule, ***give way*** means the rider must slow down and, if necessary, stop to avoid a collision—see the definition in the dictionary.

303 Riding an animal alongside more than one other rider

(1) The rider of an animal must not ride on a road that is not a multi-lane road alongside more than one other rider, unless subrule (3) applies to the rider.

Penalty: 3 penalty units.

Note

Multi-lane road is defined in the dictionary, and ***rider*** is defined in rule 17.

(2) The rider of an animal must not ride in a marked lane alongside more than one other rider in the marked lane, unless subrule (3) applies to the rider.

Penalty: 3 penalty units.

Note

Marked lane is defined in the dictionary.

(3) The rider of an animal may ride alongside more than one other rider if the rider is—

(a) overtaking the other riders or droving stock; or

(b) permitted to do so under Part 22 of these Rules.

Note

Overtake is defined in the dictionary.

(4) If the rider of an animal is riding on a road that is not a multi-lane road alongside another rider, or in a marked lane alongside another rider in the marked lane, the rider must ride not over 1·5 metres from the other rider.

Penalty: 3 penalty units.

(5) In this rule—

road does not include a road related area, but includes a bicycle path, shared path and any shoulder of the road.

Note

Bicycle path is defined in rule 239, ***road related area*** is defined in rule 13, ***shared path*** is defined in rule 242 and ***shoulder*** is defined in rule 12.

303AA Riding an animal-drawn vehicle in the animal-drawn vehicle prohibited area

Rule 303AA inserted by S.R. No. 30/2022 rule 4.

(1) The rider of an animal-drawn vehicle must not ride on a road or road related area in the animal-drawn vehicle prohibited area, except as permitted under subrule (2).

Penalty: 10 penalty units.

(2) The rider of an animal-drawn vehicle may ride on the length of the road forming part of Victoria Street that is in the animal-drawn vehicle prohibited area.

(3) In this rule—

animal-drawn vehicle prohibited area means the area within the City of Melbourne bounded by, and including, the roads forming part of

Flinders Street, Spencer Street, La Trobe Street, Victoria Street and Spring Street.

303A Horse riding helmets to be worn by riders under 18

(1) If a rider, or other person being carried by a horse, is under the age of 18 years, they must, while riding or being carried by the horse, wear a securely fitted and fastened approved horse riding helmet unless—

Rule 303A(1)(a) amended by S.R. Nos 153/2019 rule 4(Sch. 1 item 20), 111/2021 rule 16(1).

(a) a registered medical practitioner has issued a certificate under subrule (2); and

(b) the rider or other person, as the case may be, complies with subrule (3).

Penalty: 5 penalty units.

Rule 303A(2) amended by S.R. No. 153/2019 rule 4(Sch. 1 item 20), substituted by S.R. No. 111/2021 rule 16(2).

(2) A registered medical practitioner may issue a certificate stating that, because of a disability or medical condition, it is impracticable, undesirable or inexpedient that the person named in the certificate wear a riding helmet while riding or being carried by a horse.

(3) A certificate issued under subrule (2) must be—

(a) carried by the person to whom it applies while the person is riding or being carried by the horse; and

(b) produced by the person to a police officer or authorised person when requested to do so.

Rule 303A(4) amended by S.R. No. 153/2019 rule 4(Sch. 1 item 20).

(4) In this rule ***approved horse riding helmet*** means a helmet that is approved, for the purposes of these Rules, by the Secretary under rule 407(e).

Division 3—Obeying directions

304 Direction by a police officer or authorised person

Rule 304(1) amended by S.R. Nos 121/2020 rule 14, 135/2021 rule 97.

(1) A person must obey any reasonable direction for the safe and efficient regulation of traffic given to the person by a police officer or authorised person, whether or not the person may contravene another provision of these Rules by obeying the direction.

Penalty: In the case of a pedestrian, 5 penalty units;

In the case of a bicycle or an electric scooter, 5 penalty units;

In the case of any other vehicle, 10 penalty units.

Note

Authorised person and ***police officer*** are defined in the dictionary.

(2) It is a defence to the prosecution of a person for an offence against a provision of these Rules if, at the time of the offence, the person was obeying a direction given to the person under subrule (1).

Pt 18A (Headings and rules 304A–304Q) inserted by S.R. No. 7/2023 rule 16.

Part 18A—Use of devices in or on vehicles, wheeled recreational devices and electric personal transporters

Division 1—Interpretation

Rule 304A inserted by S.R. No. 7/2023 rule 16.

304A Definitions

In this Part—

device has the meaning given by rule 304B;

display has the meaning given by rule 304D;

fully licensed driver has the meaning given by rule 304GB;

inbuilt device means—

(a) one of the following items, if it is an inbuilt part of a vehicle, a wheeled recreational device or an electric personal transporter—

(i) an information, navigation or entertainment system;

(ii) a dispatch system;

(iii) a heads-up display; or

(b) any other item that—

(i) is an inbuilt part of a vehicle, a wheeled recreational device or an electric personal transporter; and

(ii) has the required capabilities;

in-vehicle transaction has the meaning given by rule 304GA;

motor bike helmet device means—

(a) one of the following items, if it is an inbuilt part of an approved motor bike helmet or is affixed to an approved motor bike helmet—

(i) a communicator;

(ii) a navigation system;

(iii) a mobile phone;

(iv) a media player;

(v) a camera; or

(b) any other item that—

(i) is an inbuilt part of an approved motor bike helmet or is affixed to an approved motor bike helmet; and

(ii) has the required capabilities;

Note

Approved motor bike helmet is defined in rule 270(3).

mounted device means—

(a) one of the following items, if it is securely mounted in or on a vehicle, a wheeled recreational device or an electric personal transporter—

(i) a dispatch system;

(ii) a heads-up display;

(iii) a tablet;

(iv) a mobile phone;

(v) a media player;

(vi) a camera;

(vii) a laptop;

(viii) a video game console;

(ix) an information, navigation or entertainment system; or

(b) any other item that—

(i) is securely mounted in or on a vehicle, a wheeled recreational device or an electric personal transporter; and

(ii) has the required capabilities;

novice driver has the meaning given by rule 304GC;

ongoing activity, in relation to a device, has the meaning given by rule 304E(3);

operating, in relation to a device, has the meaning given by rule 304E(1);

portable device means—

(a) one of the following items (other than an inbuilt device, a mounted device, a motor bike helmet device or a wearable device)—

(i) a dispatch system;

(ii) a tablet;

(iii) a mobile phone;

(iv) a media player;

(v) a camera;

(vi) a laptop;

(vii) an information, navigation or entertainment system;

(viii) a video game console; or

(b) any other item that—

(i) is not an inbuilt device, a mounted device, a motor bike helmet device or a wearable device; and

(ii) has the required capabilities;

professional driving task means a task that supports a professional driver's performance of work-related functions undertaken while driving, and includes the following in relation to the professional driver's work—

(a) accepting or rejecting a job;

(b) information gathering;

(c) maintaining security;

(d) maintaining safety;

(e) facilitating passenger movement;

Examples of professional driving tasks

1 For information gathering—obtaining information about upcoming journeys, pick-ups or drop-offs.

2 For maintaining security—monitoring passengers or livestock in a vehicle.

3 For facilitating passenger movement—operating the doors of a bus.

required capabilities has the meaning given by rule 304C;

securely mounted, in relation to a mounted device, means—

(a) the mounting is commercially designed and manufactured for that purpose; and

(b) the device is secured in the mounting; and

(c) the mounting is affixed to a vehicle, a wheeled recreational device or an electric personal transporter, in the manner intended by the manufacturer;

Note

A device that is not securely mounted may be a portable device.

touching, in relation to a device, has the meaning given by rule 304E(2);

wearable device means—

(a) one of the following items, if it is worn by a person in a motor vehicle (including the driver), the rider of a bicycle, the rider of an electric scooter, a person travelling in or on a wheeled recreational device, a person travelling on an electric personal transporter or the driver of a vehicle that is not a motor vehicle—

(i) a smart watch;

(ii) a wearable heads-up display; or

(b) any other item (other than a motor bike helmet device), that—

(i) is worn by a person in a motor vehicle (including the driver), the rider of a bicycle, the rider of an electric scooter, a person travelling in or on a wheeled recreational device, a person travelling on an electric personal transporter or the driver of a vehicle that is not a motor vehicle, in the manner intended by the manufacturer; and

(ii) has the required capabilities.

wearing, in relation to an item, means wearing the item or wearing an accessory attached to or holding the item, but does not include keeping the item—

(a) in a pocket; or

(b) in a pouch attached to clothing.

304B What is a *device*

Rule 304B inserted by S.R. No. 7/2023 rule 16.

(1) In this Part, a ***device*** is—

(a) an inbuilt device; or

(b) a motor bike helmet device; or

(c) a mounted device; or

(d) a portable device; or

(e) a wearable device.

(2) A ***device*** does not include—

(a) a CB radio or any other two-way radio; or

(b) an item in or on a police vehicle, an emergency vehicle, an enforcement vehicle or a sheriff's vehicle.

Note

Police vehicle, ***emergency vehicle***, ***enforcement vehicle*** and ***sheriff's vehicle*** are defined in the dictionary.

304C Meaning of *required capabilities*

Rule 304C inserted by S.R. No. 7/2023 rule 16.

In this Part, an item has the ***required capabilities*** if it has—

(a) the capability of communicating wirelessly or retrieving information electronically; and

(b) the capability of making a display show information by wired, wireless, projection or other technology.

Rule 304D inserted by S.R. No. 7/2023 rule 16.

304D What is a *display*

(1) In this Part, a ***display*** is—

(a) a screen; or

(b) a surface capable of displaying a projection; or

(c) any other physical source capable of showing information, including a part of the screen, surface or source.

(2) In this Part, a reference to the display of a device is a reference to a display that is—

(a) built into the device; or

(b) connected to the device by wired, wireless or other technology permitting the device to make the display show information; or

(c) in the case of a display that is a surface capable of displaying a projection and not connected to a device—positioned in a way that permits the device to make the display show information.

Rule 304E inserted by S.R. No. 7/2023 rule 16.

304E Meaning of *operating*, *touching* and *ongoing activity*

(1) In this Part, ***operating*** in relation to a device includes—

(a) touching the device; and

(b) using a function on the device (other than by touching the device); and

(c) permitting ongoing activity on the device.

(2) In this Part, ***touching*** in relation to a device means (whether or not the device is on or operating)—

(a) directly manipulating the device with a hand, finger or stylus; or

(b) other physical contact between the device and a person or an implement held by a person.

(3) In this Part, ***ongoing activity*** in relation to a device means activity on the device that is caused by—

(a) the earlier use of a function on the device by a person; or

(b) a function performed automatically by the device.

304F Stationary and parked vehicles, wheeled recreational devices or electric personal transporters

Rule 304F inserted by S.R. No. 7/2023 rule 16.

(1) For the purposes of this Part, a stopped or stationary motor vehicle may be parked even though—

(a) the key to the motor vehicle is located in the motor vehicle's ignition lock; or

(b) the engine of the motor vehicle is running.

Note

Park is defined in the dictionary.

(2) For the purposes of this Part, a vehicle, a wheeled recreational device or an electric personal transporter is stationary but not parked if the vehicle, the wheeled recreational device or the electric personal transporter (as the case may be) is stopped—

(a) in a marked lane or line of traffic on a road; or

(b) in a bicycle lane or a bicycle storage area; or

(c) only because of traffic conditions or a traffic control device.

Note

Traffic control device is defined in the dictionary.

Rule 304G inserted by S.R. No. 7/2023 rule 16.

304G Permitted device interactions

(1) Unless otherwise expressly stated, this Part does not prohibit a person specified in subrule (2) from doing any of the following—

(a) permitting the display of a device to show the following information—

(i) if the device is locked—static or variable information shown on the device's ordinary locked screen;

(ii) if the device is unlocked—static or variable information shown on the device's ordinary menu screen;

(iii) static information as a result of an automatic notification, including notification of an incoming audio or video call;

Examples

Examples of variable information include—

1 The date and time.

2 The battery power of a device.

3 The temperature and weather conditions.

(b) if the vehicle, the wheeled recreational device or the electric personal transporter (as the case may be) is stationary at a location intended to be used for an in-vehicle transaction—using a function on, or incidentally touching, the device for the purpose of carrying out an in-vehicle transaction;

Note

In-vehicle transaction is defined in rule 304GA.

(c) using a function on, or touching, the device to the extent necessary to comply with a requirement of a police officer or an authorised person;

Example

An example of touching a device includes touching or picking up a device stored in, or as part of, a wallet.

Note

Authorised person and ***police officer*** are defined in the dictionary.

(d) in the case of an inbuilt device, a mounted device, a motor bike helmet device or a wearable device—

(i) permitting ongoing activity on the display of the device for the purpose of showing static or moving images associated with the safety or operation of the vehicle, the wheeled recreational device or the electric personal transporter (as the case may be); or

(ii) using a function on the device for the purpose of—

(A) disabling a visual or aural distraction caused by the device, or

(B) ending ongoing activity on the display of the device.

(2) For the purposes of subrule (1)(a), (b), (c) and (d)(i), the following persons are specified—

(a) a fully licensed driver, a novice driver or a passenger in a motor vehicle;

(b) the rider of a bicycle;

(c) the rider of an electric scooter;

(d) a person travelling in or on a wheeled recreational device;

(e) a person travelling on an electric personal transporter;

(f) the driver of a vehicle that is not a motor vehicle.

(3) For the purposes of subrule (1)(d)(ii), the following persons are specified—

(a) a fully licensed driver or a passenger in a motor vehicle;

(b) the rider of a bicycle;

(c) the rider of an electric scooter;

(d) a person travelling in or on a wheeled recreational device;

(e) a person travelling on an electric personal transporter;

(f) the driver of a vehicle that is not a motor vehicle.

Rule 304GA inserted by S.R. No. 7/2023 rule 16.

304GA What is an *in-vehicle transaction*

(1) In this Part, an ***in-vehicle transaction*** is one of the following transactions that is conducted by a person specified in subrule (2) without the person leaving the vehicle, the wheeled recreational device or the electric personal transporter (as the case may be)—

(a) a commercial transaction in which the person makes payment;

(b) a transaction in which an item or source located immediately outside the vehicle, the wheeled recreational device or the electric personal transporter (as the case may be) is used to transmit, scan or receive information;

(c) a transaction to enable the vehicle, the wheeled recreational device or the electric personal transporter (as the case may be) to enter a road related area or land adjacent to a road;

(d) a transaction requiring the production of physical or electronic documentation.

Examples

1 Redeeming electronic coupons or vouchers.

2 Scanning QR codes.

3 Presenting physical or electronic identification.

4 Paying for a product with a tap-and-go payment application on phone at a food drive through.

(2) For the purposes of subrule (1), the following persons are specified—

(a) a person in a motor vehicle (including the driver);

(b) the rider of a bicycle;

(c) the rider of an electric scooter;

(d) a person travelling in or on a wheeled recreational device;

(e) a person travelling on an electric personal transporter;

(f) the driver of a vehicle that is not a motor vehicle.

304GB Who is a *fully licensed driver*

Rule 304GB inserted by S.R. No. 7/2023 rule 16.

In this Part, a ***fully licensed driver*** is the driver of a motor vehicle who is—

(a) the holder of—

(i) a full driver licence (other than a full motor cycle licence); or

(ii) a motor cycle licence that has been held for a period of 3 years or more; or

(iii) a licence that authorises the driver to drive a motor vehicle that—

(A) was issued in another Australian State or a Territory or another country; and

(B) is not a provisional licence, a licence on probation or a licence that is the equivalent of a learner permit; and

(b) permitted to drive the motor vehicle under the Act, the Regulations under the Act and that licence.

Rule 304GC inserted by S.R. No. 7/2023 rule 16.

304GC Who is a *novice driver*

In this Part, a ***novice driver*** is the driver of a motor vehicle who is—

(a) the holder of—

(i) a learner permit; or

(ii) a learner permit or licence issued in another Australian State or a Territory; or

(iii) a probationary driver licence; or

(iv) a probationary or provisional licence issued in another Australian State or a Territory; or

(v) a motor cycle licence that has been held for a period of less than 3 years; and

(b) permitted to drive the motor vehicle under the Act, the Regulations under the Act and that licence or permit.

304GD Calculation of period for which person has held a motor cycle licence

Rule 304GD inserted by S.R. No. 7/2023 rule 16.

For the purposes of rules 304GB and 304GC, in calculating the period for which a person has held a motor cycle licence, any period for which the person was not permitted to drive must be excluded.

Division 2—Operation of devices in motor vehicles

304H Operation of inbuilt devices, mounted devices and motor bike helmet devices in motor vehicles

Rule 304H inserted by S.R. No. 7/2023 rule 16.

(1) Subject to subrules (2) to (5), a person in a motor vehicle must not operate an inbuilt device, a mounted device or a motor bike helmet device while the vehicle is moving, or is stationary but not parked.

Penalty: 10 penalty units.

Notes

1 ***Inbuilt device***, ***motor bike helmet device*** and ***mounted device*** are defined in rule 304A.

2 For the meaning of ***operating***, in relation to a device, see rule 304E(1).

3 Rule 304F deals with how a stopped or stationary motor vehicle may be parked and how a stopped motor vehicle is stationary but not parked.

4 See rule 304G in relation to permitted device interactions.

(2) A fully licensed driver or a passenger in a motor vehicle may operate an inbuilt device, a mounted device or a motor bike helmet device in the motor vehicle while the vehicle is moving, or is stationary but not parked, if the operation of the device—

(a) does not involve the driver—

(i) entering information, text, numbers or symbols on the device, unless the operation is performed using voice controls only; or

(ii) scrolling on the device; and

(b) is for one or more of the following purposes—

(i) to initiate, accept or reject an audio call on the device;

(ii) to play or stream audio material on the device;

(iii) to use a function on the device designed to assist a driver to operate a vehicle, including—

(A) a vehicle camera or other driver assistance system; or

(B) a vehicle safety function or vehicle diagnostic system; or

(C) a climate control function;

(iv) to use a navigation function on the device;

(v) to use a function on the device designed to monitor a driver's behaviour or condition;

(vi) to carry out a professional driving task;

(vii) to adjust volume levels for a purpose mentioned in subparagraphs (i) to (vi) that involves sound.

Note

Professional driving task is defined in rule 304A. For the meaning of ***fully licensed driver***, see rule 304GB.

(3) A novice driver may operate an inbuilt device in a motor vehicle while the vehicle is moving, or is stationary but not parked, if the operation of the device—

(a) does not involve the driver—

(i) entering information, text, numbers or symbols on the device; or

(ii) scrolling on the device; or

(iii) operating the device using voice controls; and

(b) is for one or more of the following purposes—

(i) to play or stream audio material on the device;

(ii) to use a function on the device designed to assist a driver to operate a vehicle, including—

(A) a vehicle camera or other driver assistance system; or

(B) a vehicle safety function or vehicle diagnostic system; or

(C) a climate control function;

(iii) to use a navigation function on the device;

(iv) to use a function on the device designed to monitor a driver's behaviour or condition;

(v) to adjust volume levels for a purpose mentioned in subparagraphs (i) to (iv) that involves sound.

Note

For the meaning of ***novice driver***, see rule 304GC.

(4) A novice driver may operate a mounted device or a motor bike helmet device in a motor vehicle while the vehicle is moving, or is stationary but not parked, if the operation of the device—

(a) does not involve the driver—

(i) touching the device; or

(ii) using a function on the device other than by touching the device; and

(b) is for one or more of the following purposes—

(i) to play or stream audio material on the device;

(ii) to use a navigation function on the device.

Note

For the meaning of ***touching***, in relation to a device, see rule 304E(2).

Example

Novice drivers may use a mounted device while driving to listen to music or use navigation if set up prior to driving. Once they are driving, they cannot adjust the devices by any method. If they want to change the volume, the song or the destination in the navigation app, they will need to pull over.

(5) This rule does not apply to the operation of an inbuilt device, a mounted device or a motor bike helmet device that—

(a) is in a bus; and

(b) creates or displays material indicating a destination or otherwise functioning as a bus sign.

304I Operation of wearable devices in motor vehicles

Rule 304I inserted by S.R. No. 7/2023 rule 16.

(1) Subject to subrules (2) and (3), the driver of a motor vehicle must not operate a wearable device while the vehicle is moving, or is stationary but not parked.

Penalty: 10 penalty units.

Notes

1 ***Wearable device*** is defined in rule 304A.

2 For the meaning of ***operating***, in relation to a device, see rule 304E(1).

3 Rule 304F deals with how a stopped or stationary motor vehicle may be parked and how a stopped motor vehicle is stationary but not parked.

4 See rule 304G in relation to permitted device interactions.

(2) A fully licensed driver may operate a wearable device while a motor vehicle is moving, or is stationary but not parked, if the operation of the device—

(a) does not involve the driver touching the device (other than by incidental physical contact with the device that is caused by the driver wearing the device); and

(b) is for one or more of the following purposes—

(i) to initiate, accept or reject an audio call on the device;

(ii) to play or stream audio material on the device;

(iii) to adjust volume levels for a purpose mentioned in subparagraph (i) or (ii).

Example

The operation of the device using voice controls to make a telephone call.

Note

For the meaning of ***fully licensed driver***, see rule 304GB. For the meaning of ***touching***, in relation to a device, see rule 304E(2).

(3) A novice driver may operate a wearable device in a motor vehicle while the motor vehicle is moving, or is stationary but not parked, if the operation of the device—

(a) does not involve the driver—

(i) touching the device (other than by incidental physical contact with the device that is caused by the driver wearing the device); or

(ii) using a function on the device other than by touching the device; and

(b) involves playing or streaming audio material on the device.

Note

For the meaning of ***novice driver***, see rule 304GC.

Example

A novice driver may operate a wearable device to play music while driving if the device is set up to do so prior to driving and the driver does not touch the device or use any voice controls.

(4) The driver of a motor vehicle must not look at the display of a wearable device being operated by another person in the vehicle while the vehicle is moving, or is stationary but not parked.

Penalty: 10 penalty units.

304J Touching or looking at portable devices in motor vehicles

Rule 304J inserted by S.R. No. 7/2023 rule 16.

(1) The driver of a motor vehicle must not touch a portable device in the motor vehicle while the vehicle is moving, or is stationary but not parked.

Penalty: In the case of a natural person, 10 penalty units;

In the case of a body corporate, 120 penalty units.

Notes

1 A body corporate may be guilty of the offence by force of section 84BC of the **Road Safety Act 1986**.

2 ***Portable device*** is defined in rule 304A.

3 For the meaning of ***touching***, in relation to a device, see rule 304E(2).

4 Rule 304F deals with how a stopped or stationary motor vehicle may be parked and how a stopped motor vehicle is stationary but not parked.

5 See rule 304G in relation to permitted device interactions.

6 See rules 304K and 304KA in relation to the driver of a motor vehicle operating a portable device other than by touching the device.

(2) The driver of a motor vehicle must not look at the display of a portable device that is being operated by another person in the vehicle while the vehicle is moving, or is stationary but not parked.

Penalty: 10 penalty units.

Notes

1 ***Portable device*** is defined in rule 304A.

2 For the meaning of ***display***, see rule 304D.

3 For the meaning of ***operating***, in relation to a device, see rule 304E(1).

4 Rule 304F deals with how a stopped or stationary motor vehicle may be parked and how a stopped motor vehicle is stationary but not parked.

5 See rule 304G in relation to permitted device interactions.

(3) The driver of a motor vehicle must not have a portable device resting on any of the following—

(a) the driver's body;

(b) clothes worn by the driver;

(c) an item in the driver's lap—

while the vehicle is moving, or is stationary but not parked.

Penalty: In the case of a natural person, 10 penalty units;

In the case of a body corporate, 120 penalty units.

Notes

1 A body corporate may be guilty of the offence by force of section 84BC of the **Road Safety Act 1986**.

2 ***Portable device*** is defined in rule 304A.

3 Rule 304F deals with how a stopped or stationary motor vehicle may be parked and how a stopped motor vehicle is stationary but not parked.

4 See rule 304G in relation to permitted device interactions.

(4) Subrule (3) does not apply if the device is kept—

(a) in the driver's pocket; or

(b) in a pouch attached to the driver's clothing.

(5) For the purposes of the definition of ***portable device offence*** in section 84(8) of the Act, the offences under subrules (1) and (3) are portable device offences.

304K Operation of portable devices other than by touching by fully licensed drivers

Rule 304K inserted by S.R. No. 7/2023 rule 16.

(1) A fully licensed driver of a motor vehicle must not operate a portable device in the motor vehicle in a manner specified in subrule (3) if—

(a) the vehicle is moving, or is stationary but not parked; and

(b) the display of the device is visible to the driver from the normal driving position.

Penalty: 10 penalty units.

Notes

1 ***Portable device*** is defined in rule 304A.

2 For the meaning of ***display***, see rule 304D.

3 Rule 304F deals with how a stopped or stationary motor vehicle may be parked and how a stopped motor vehicle is stationary but not parked.

4 See rule 304J in relation to the driver of a motor vehicle operating a portable device by touching the portable device.

5 For the meaning of ***fully licensed driver***, see rule 304GB.

(2) A fully licensed driver of a motor vehicle must not operate a portable device in the motor vehicle in a manner specified in subrule (3) if—

(a) the vehicle is moving, or is stationary but not parked; and

(b) the operation of the device is likely to distract another driver.

Penalty: 10 penalty units.

(3) For the purposes of subrules (1) and (2), the manner in which a fully licensed driver must not operate a portable device is—

(a) operating the device using voice controls; or

(b) permitting ongoing activity on the display of the device.

Rule 304KA inserted by S.R. No. 7/2023 rule 16.

304KA Operation of portable devices other than by touching by other drivers

The driver of a motor vehicle who is not a fully licensed driver must not operate a portable device—

(a) by using a function on the device other than by touching the device; or

(b) by permitting ongoing activity on the display of the device—

while the vehicle is moving, or is stationary but not parked.

Penalty: 10 penalty units.

Notes

1 ***Portable device*** is defined in rule 304A.

2 Rule 304F deals with how a stopped or stationary motor vehicle may be parked and how a stopped motor vehicle is stationary but not parked.

3 See rule 304G in relation to permitted device interactions.

4 Rule 304J(1) prohibits the driver of a motor vehicle from operating a portable device by touching the portable device.

5 For the meaning of ***fully licensed driver***, see rule 304GB.

Division 3—Operation of devices in relation to bicycles, electric scooters and vehicles that are not motor vehicles

304L Operation of inbuilt devices, mounted devices and motor bike helmet devices on bicycles and electric scooters and in vehicles that are not motor vehicles

Rule 304L inserted by S.R. No. 7/2023 rule 16.

(1) Subject to subrule (2), the rider of a bicycle or an electric scooter, or the driver of a vehicle that is not a motor vehicle, must not operate an inbuilt device, a mounted device or a motor bike helmet device while the vehicle is moving, or is stationary but not parked.

Penalty: 10 penalty units.

Notes

1 ***Bicycle*** and ***electric scooter*** are defined in the dictionary.

2 ***Inbuilt device***, ***motor bike helmet device*** and ***mounted device*** are defined in rule 304A.

3 For the meaning of ***operating***, in relation to a device, see rule 304E(1).

4 Rule 304F(2) deals with how stopped bicycles, electric scooters and vehicles that are not motor vehicles are stationary but not parked.

5 See rule 304G in relation to permitted device interactions.

(2) The rider of a bicycle or an electric scooter, or the driver of a vehicle that is not a motor vehicle, may operate an inbuilt device, a mounted device or a motor bike helmet device while the vehicle is moving, or is stationary but not parked, if the operation of the device—

(a) does not involve the rider or the driver (as the case may be)—

(i) entering information, text, numbers or symbols on the device, unless the operation is performed using voice controls only; or

(ii) scrolling on the device; and

(b) is for one or more of the following purposes—

(i) to initiate, accept or reject an audio call on the device;

(ii) to play or stream audio material on the device;

(iii) to use a function on the device designed to assist a rider or a driver to operate the vehicle, including—

(A) a vehicle camera or other driver assistance system; or

(B) a vehicle safety function or vehicle diagnostic system; or

(C) a climate control function;

(iv) to use a navigation function on the device;

(v) to use a function on the device designed to monitor a rider's or a driver's behaviour or condition;

(vi) to carry out a professional driving task;

(vii) to adjust volume levels for a purpose mentioned in subparagraphs (i) to (vi) that involves sound.

Note

Professional driving task is defined in rule 304A.

304M Operation of wearable devices on bicycles and electric scooters and in vehicles that are not motor vehicles

Rule 304M inserted by S.R. No. 7/2023 rule 16.

(1) Subject to subrule (2), the rider of a bicycle or an electric scooter, or the driver of a vehicle that is not a motor vehicle, must not operate a wearable device while the vehicle is moving, or is stationary but not parked.

Penalty: 10 penalty units.

Notes

1 ***Bicycle*** and ***electric scooter*** are defined in the dictionary.

2 ***Wearable device*** is defined in rule 304A.

3 For the meaning of ***operating***, in relation to a device, see rule 304E(1).

4 Rule 304F(2) deals with how stopped bicycles, electric scooters and vehicles that are not motor vehicles are stationary but not parked.

5 See rule 304G in relation to permitted device interactions.

(2) The rider of a bicycle or an electric scooter, or the driver of a vehicle that is not a motor vehicle, may operate a wearable device while the vehicle is moving, or is stationary but not parked, if the operation of the device—

(a) does not involve the rider or the driver (as the case may be) touching the device (other than by incidental physical contact with the device that is caused by the rider or the driver wearing the device); and

(b) is for one or more of the following purposes—

(i) to initiate, accept or reject an audio call on the device;

(ii) to play or stream audio material on the device;

(iii) to adjust volume levels for a purpose mentioned in subparagraph (i) or (ii).

Example

The operation of the device using voice controls to make a telephone call.

Note

For the meaning of ***touching***, in relation to a device, see rule 304E(2).

Rule 304N inserted by S.R. No. 7/2023 rule 16.

304N Operation of portable devices on bicycles and electric scooters and in vehicles that are not motor vehicles

(1) The rider of a bicycle or an electric scooter, or the driver of a vehicle that is not a motor vehicle, must not, while the vehicle is moving, or is stationary but not parked—

(a) touch a portable device; or

(b) otherwise operate a portable device—

(i) while the display of the device is visible to the rider or driver from the normal riding or driving position; or

(ii) in a way that is likely to distract another driver.

Penalty: 10 penalty units.

Notes

1 ***Bicycle*** and ***electric scooter*** are defined in the dictionary.

2 ***Portable device*** is defined in rule 304A.

3 For the meaning of ***touching***, in relation to a device, see rule 304E(2). For the meaning of ***display***, see rule 304D.

4 Rule 304F(2) deals with how stopped bicycles, electric scooters and vehicles that are not motor vehicles are stationary but not parked.

5 See rule 304G in relation to permitted device interactions.

(2) The rider of a bicycle or an electric scooter, or the driver of a vehicle that is not a motor vehicle, must not have a portable device resting on any of the following—

(a) the rider's or the driver's body;

(b) clothes worn by the rider or the driver;

(c) an item in the rider's or the driver's lap—

while the bicycle, the electric scooter or the vehicle that is not a motor vehicle is moving, or is stationary but not parked.

Penalty: 10 penalty units.

Notes

1 ***Bicycle*** and ***electric scooter*** are defined in the dictionary.

2 Rule 304F(2) deals with how stopped electric scooters and vehicles that are not motor vehicles are stationary but not parked.

3 See rule 304G in relation to permitted device interactions.

(3) Subrule (2) does not apply if the rider or the driver is keeping the device—

(a) in the rider's or the driver's pocket; or

(b) in a pouch attached to the rider's or the driver's clothing.

Division 4—Operation of devices in relation to wheeled recreational devices and electric personal transporters

Rule 304O inserted by S.R. No. 7/2023 rule 16.

304O Operation of inbuilt devices, mounted devices and motor bike helmet devices in or on wheeled recreational devices and electric personal transporters

(1) Subject to subrule (2), a person travelling in or on a wheeled recreational device or an electric personal transporter must not operate an inbuilt device, a mounted device or a motor bike helmet device while the wheeled recreational device or the electric personal transporter is moving, or is stationary but not parked.

Penalty: 10 penalty units.

Notes

1 ***Inbuilt device***, ***motor bike helmet device*** and ***mounted device*** are defined in rule 304A.

2 ***Electric personal transporter*** and ***wheeled recreational device*** are defined in the dictionary.

3 For the meaning of ***operating***, in relation to a device, see rule 304E(1).

4 Rule 304F(2) deals with how stopped wheeled recreational devices and electric personal transporters are stationary but not parked.

5 See rule 304G in relation to permitted device interactions.

(2) A person travelling in or on a wheeled recreational device or an electric personal transporter may operate an inbuilt device, a mounted device or a motor bike helmet device while the wheeled recreational device or the electric personal transporter is moving, or is stationary but not parked, if the operation of the device—

(a) does not involve the person—

(i) entering information, text, numbers or symbols on the device, unless the operation is performed using voice controls only; or

(ii) scrolling on the device; and

(b) is for one or more of the following purposes—

(i) to initiate, accept or reject an audio call on the device;

(ii) to play or stream audio material on the device;

(iii) to use a function on the device designed to assist a person travelling in or on a wheeled recreational device or an electric personal transporter to operate the wheeled recreational device or the electric personal transporter, including—

(A) a camera or other assistance system of the wheeled recreational device or electric personal transporter; or

(B) a safety function or diagnostic system of the wheeled recreational device or electric personal transporter; or

(C) a climate control function;

(iv) to use a navigation function on the device;

(v) to use a function on the device designed to monitor the behaviour or condition of the person travelling in or on the wheeled recreational device or the electric personal transporter;

(vi) to adjust volume levels for a purpose mentioned in subparagraphs (i) to (v) that involves sound.

Note

Device is defined in rule 304B.

Rule 304P inserted by S.R. No. 7/2023 rule 16.

304P Operation of wearable devices in or on wheeled recreational devices and electric personal transporters

(1) Subject to subrule (2), a person travelling in or on a wheeled recreational device or an electric personal transporter must not operate a wearable device while the wheeled recreational device or the electric personal transporter is moving, or is stationary but not parked.

Penalty: 10 penalty units.

Notes

1 ***Wearable device*** is defined in rule 304A.

2 ***Electric personal transporter*** and ***wheeled recreational device*** are defined in the dictionary.

3 For the meaning of ***operating***, in relation to a device, see rule 304E(1).

4 Rule 304F(2) deals with how stopped wheeled recreational devices and electric personal transporters are stationary but not parked.

5 See rule 304G in relation to permitted device interactions.

(2) A person travelling in or on a wheeled recreational device or an electric personal transporter may operate a wearable device while the wheeled recreational device or the electric

personal transporter is moving, or is stationary but not parked, if the operation of the wearable device—

(a) does not involve the person touching the wearable device (other than by incidental physical contact with it that is caused by the wearer); and

(b) is for one or more of the following purposes—

(i) to initiate, accept or reject an audio call on the wearable device;

(ii) to play or stream audio material on the wearable device;

(iii) to adjust volume levels for a purpose mentioned in subparagraph (i) or (ii).

Example

The operation of the wearable device using voice controls to make a telephone call.

Note

For the meaning of ***touching***, in relation to a device, see rule 304E(2).

304Q Operation of portable devices in or on wheeled recreational devices and electric personal transporters

Rule 304Q inserted by S.R. No. 7/2023 rule 16.

(1) A person travelling in or on a wheeled recreational device or an electric personal transporter must not, while the wheeled recreational device or the electric personal transporter is moving, or is stationary but not parked—

(a) touch a portable device; or

(b) otherwise operate a portable device—

(i) while the display of the portable device is visible to the person from the normal travelling position; or

(ii) in a way that is likely to distract a driver.

Penalty: 10 penalty units.

Notes

1 ***Driver*** is defined in rule 16. ***Portable device*** is defined in rule 304A.

2 ***Electric personal transporter*** and ***wheeled recreational device*** are defined in the dictionary.

3 For the meaning of ***display***, see rule 304D.

4 For the meaning of ***touching***, in relation to a device, see rule 304E(2).

5 Rule 304F(2) deals with how stopped wheeled recreational devices and electric personal transporters are stationary but not parked.

6 See rule 304G in relation to permitted device interactions.

(2) A person travelling in or on a wheeled recreational device or an electric personal transporter must not have a portable device resting on any of the following—

(a) the person's body;

(b) clothes worn by the person;

(c) an item in the person's lap—

while the wheeled recreational device or the electric personal transporter is moving, or is stationary but not parked.

Penalty: 10 penalty units.

Notes

1 ***Portable device*** is defined in rule 304A.

2 ***Electric personal transporter*** and ***wheeled recreational device*** are defined in the dictionary.

3 Rule 304F(2) deals with how stopped wheeled recreational devices and electric personal transporters are stationary but not parked.

(3) Subrule (2) does not apply if the device is kept—

(a) in the person's pocket; or

(b) in a pouch attached to the person's clothing.

Part 19—Exemptions

305 Exemption for drivers of police vehicles

(1) A provision of these Rules does not apply to the driver of a police vehicle if—

(a) in the circumstances—

(i) the driver is taking reasonable care; and

(ii) it is reasonable that the provision should not apply; and

(b) if the vehicle is a motor vehicle that is moving—the vehicle is displaying a blue or red flashing light or sounding an alarm.

Note

Motor vehicle is defined in the **Road Safety Act 1986**.
Police vehicle is defined in the dictionary.

(2) Subrule (1)(b) does not apply to the driver if, in the circumstances, it is reasonable—

(a) not to display the light or sound the alarm; or

(b) for the vehicle not to be fitted or equipped with a blue or red flashing light or an alarm.

Rule 305A inserted by S.R. No. 96/2019 rule 12.

305A Exemption for drivers of vehicles being used for police driver training

(1) A provision of these Rules does not apply to the driver of a vehicle being used for police driver training if—

(a) in the circumstances—

(i) the driver is taking reasonable care; and

(ii) it is reasonable that the provision should not apply; and

(b) if the vehicle is a motor vehicle that is moving—the vehicle is displaying a blue or red flashing light or sounding an alarm.

Note

Motor vehicle is defined in the **Road Safety Act 1986**.

(2) Subrule (1)(b) does not apply to the driver if, in the circumstances, it is reasonable—

(a) not to display the light or sound the alarm; or

(b) for the vehicle not to be fitted or equipped with a blue or red flashing light or an alarm.

(3) In this rule—

police driver training means training or assessment approved by the Chief Commissioner of Police that is provided to a police officer by Victoria Police, or a contractor on behalf of Victoria Police, for the purposes of teaching the police officer how to drive a vehicle in the performance of the officer's duties as a police officer.

Note

Police officer is defined in the dictionary. ***Chief Commissioner of Police*** is defined in the **Road Safety Act 1986**. ***Victoria Police*** has the same meaning as in the **Victoria Police Act 2013**.

306 Exemption for drivers of emergency vehicles

A provision of these Rules does not apply to the driver of an emergency vehicle if—

(a) in the circumstances—

(i) the driver is taking reasonable care; and

(ii) it is reasonable that the provision should not apply; and

(b) if the vehicle is a motor vehicle that is moving—the vehicle is displaying a blue or red flashing light or sounding an alarm.

Note

Emergency vehicle is defined in the dictionary. ***Motor vehicle*** is defined in the **Road Safety Act 1986**.

306A Exemption for drivers of enforcement vehicles and escort vehicles

A provision of these Rules does not apply to the driver of an enforcement vehicle or an escort vehicle if—

(a) in the circumstances—

(i) the driver is taking reasonable care; and

(ii) it is reasonable that the provision should not apply; and

(b) if the vehicle is a motor vehicle that is moving—the vehicle is displaying a magenta flashing light or sounding an alarm.

Note

Enforcement vehicle and ***escort vehicle*** are defined in the dictionary. ***Motor vehicle*** is defined in the **Road Safety Act 1986**.

307 Stopping and parking exemption for police vehicles, emergency vehicles, enforcement vehicles, escort vehicles and authorised persons

(1) A provision of Part 12 does not apply to the driver of a police vehicle, emergency vehicle, enforcement vehicle or escort vehicle if, in the circumstances—

(a) the driver is taking reasonable care; and

(b) it is reasonable that the provision should not apply.

Notes

1 ***Emergency vehicle***, ***enforcement vehicle***, ***escort vehicle*** and ***police vehicle*** are defined in the dictionary.

2 Part 12 deals with restrictions on stopping and parking.

(2) A provision of Part 12 does not apply to a driver who is an authorised person driving a vehicle in the course of their duty as an authorised person if, in the circumstances—

(a) the driver is taking reasonable care; and

(b) it is reasonable that the provision should not apply.

(3) In this rule—

authorised person includes—

Rule 307(3) def. of *authorised person* amended by S.R. Nos 87/2018 rule 13, 88/2018 rule 9, 21/2025 rule 15(1).

(a) a person who is referred to in section 77(2)(b), (c) or (e) of the **Road Safety Act 1986**; and

(b) an officer who is referred to in section 77(4) of that Act; and

(ba) a person who is employed in Safe Transport Victoria; and

(c) an inspector appointed under section 95 of the **Occupational Health and Safety Act 2004**; and

(d) a sheriff's officer, the sheriff and the deputy sheriff; and

(e) an authorised officer within the meaning of the **Victorian Fisheries Authority Act 2016**.

Note to rule 307(3) amended by S.R. No. 21/2025 rule 15(2).

Note

Authorised person, ***deputy sheriff***, ***sheriff*** and ***sheriff's officer*** are defined in the dictionary. ***Safe Transport Victoria*** is defined in the **Road Safety Act 1986**.

308 Exemption for police officers, emergency workers, enforcement vehicle workers and escort vehicle workers on foot

A provision in Part 14 does not apply to a police officer, emergency worker, enforcement vehicle worker or escort vehicle worker acting in the course of their duty if, in the circumstances—

(a) the police officer, emergency worker, enforcement vehicle worker or escort vehicle worker is taking reasonable care; and

(b) it is reasonable that the provision should not apply.

Notes

1 ***Emergency worker***, ***enforcement vehicle worker***, ***escort vehicle worker*** and ***police officer*** are defined in the dictionary.

2 Part 14 provides rules for pedestrians.

309 Exemption for drivers of trams etc.

The following provisions do not apply to the driver of a tram, the driver of a tram recovery vehicle engaged in accessing or recovering a disabled tram, or the driver of a public bus travelling along tram tracks—

- Division 1 (Left turns at intersections) of Part 4 (Making turns);
- rule 88 (Left turn signs);

- rule 89 (Right turn signs);
- rule 90 (No turns signs);
- rule 91 (No left turn and no right turn signs);
- rule 92 (Traffic lane arrows);
- rule 99 (Keep left and keep right signs);
- rule 100 (No entry signs);
- Part 9 (Roundabouts);
- Division 2 (Keeping to the left), Division 3 (Overtaking), and Division 7 (Passing trams and safety zones) of Part 11 (Keeping left, overtaking and other driving rules);
- Part 12 (Restrictions on stopping and parking).

Note

Public bus, ***tram***, ***tram recovery vehicle*** and ***travelling along tram tracks*** are defined in the dictionary.

310 Exemption for road workers etc.

(1) A provision mentioned in subrule (2) does not apply to a person at the site of, and engaged in, roadworks if, in the circumstances—

(a) it is not practicable for the person to comply with the provision; and

(b) sufficient warning of the roadworks has been given to other road users.

Note

Roadworks is defined in subrule (4).

(2) Subrule (1) applies to the following provisions—

- Division 1 (Left turns at intersections) and Division 2 (Right turns (except hook turns) at intersections) of Part 4 (Making turns);

- Part 7 (Giving way), except—
  - rule 67 (Stopping and giving way at a stop sign or stop line at an intersection without traffic lights);
  - rule 68 (Stopping and giving way at a stop sign or stop line at other places);
  - rule 69 (Giving way at a give way sign or give way line at an intersection (except at a roundabout));
  - rule 70 (Giving way at a give way sign at a bridge or length of narrow road);
  - rule 71 (Giving way at a give way sign or give way line at other places);
- Part 8 (Traffic signs and road markings), except—
  - rule 102 (Clearance and low clearance signs);
  - rule 103 (Load limit signs);
- Part 11 (Keeping left, overtaking and other driving rules);
- Part 12 (Restrictions on stopping and parking);
- rule 224 (Using horns and similar warning devices);
- Part 14 (Rules for pedestrians), except rule 236(1) (which is about causing a traffic hazard by moving into the path of an approaching vehicle);
- rule 264 (Wearing of seatbelts by drivers);
- rule 265 (Wearing of seatbelts by passengers 16 years old, or older);

- rule 268 (How persons must travel in or on a motor vehicle);
- rule 288 (Driving on a path);
- rule 289 (Driving on a nature strip);
- rule 290 (Driving on a traffic island);
- rule 295 (Motor vehicle towing another vehicle with a towline);
- rule 296 (Driving a vehicle in reverse);
- rule 297(2) (which requires a driver to have a clear view of the surrounding road and traffic);
- rule 298 (Driving with a person in a trailer).

(3) Rule 20 (Obeying the speed-limit) does not apply to a driver—

(a) driving a snow-clearing vehicle and engaged in snow-clearing; or

(b) driving a motor vehicle and engaged in speed zoning tests authorised by the Head, Transport for Victoria.

Rule 310(3)(b) amended by S.R. No. 153/2019 rule 4(Sch. 1 item 21(a)).

(4) In this rule—

roadworks means—

(a) construction or maintenance of a road; or

(b) road cleaning; or

(c) installation or maintenance work above or below a road; or

(d) installation or maintenance of a traffic control device, traffic-related item or traffic monitoring device; or

Rule 310(4) def. of *roadworks* amended by S.R. No. 153/2019 rule 4(Sch. 1 item 21(b)).

(e) a traffic survey authorised by the Head, Transport for Victoria; or

(f) a road surface survey test.

Note

Traffic control device and ***traffic-related item*** are defined in the dictionary.

311 Exemption for oversize vehicles

Rule 311(1) amended by S.R. No. 21/2025 rule 16.

(1) A provision mentioned in subrule (2) does not apply to the driver of an oversize vehicle, or the driver of a pilot vehicle, as defined in regulation 5 of the Road Safety (Vehicles) Regulations 2021 or section 5 of the Heavy Vehicle National Law (Victoria), piloting an oversize vehicle, if—

(a) it is not practicable for the driver to comply with the provision; and

(b) the driver is taking reasonable care; and

Rule 311(1)(c) amended by S.R. No. 153/2019 rule 4(Sch. 1 item 22).

(c) the driver is complying with any other relevant law relating to oversize vehicles, including the conditions of any permit or notice issued by the Secretary or the Regulator in relation to the oversize vehicle.

Note

Oversize vehicle is defined in the dictionary.

(2) For subrule (1), the provisions are as follows—

- Part 7 (Giving way), except—
  - rule 67 (Stopping and giving way at a stop sign or stop line at an intersection without traffic lights);
  - rule 68 (Stopping and giving way at a stop sign or stop line at other places);
  - rule 69 (Giving way at a give way sign or give way line at an intersection (except at a roundabout));

- rule 70 (Giving way at a give way sign at a bridge or length of narrow road);
- rule 71 (Giving way at a give way sign or give way line at other places);

- Part 8 (Traffic signs and road markings), except—
  - rule 102 (Clearance and low clearance signs);
  - rule 103 (Load limit signs);
- rule 111(3) (which is about entering a roundabout from the right marked lane or line of traffic);
- rule 116 (Obeying traffic lane arrows when driving in or leaving a roundabout);
- Part 11 (Keeping left, overtaking and other driving rules);
- Part 12 (Restrictions on stopping and parking);
- rule 268 (How persons must travel in or on a motor vehicle);
- rule 288 (Driving on a path);
- rule 289 (Driving on a nature strip);
- rule 290 (Driving on a traffic island);
- rule 296 (Driving a vehicle in reverse);
- rule 297(2) (which requires a driver to have a clear view of the surrounding road and traffic).

312 Exemption for tow truck drivers

(1) It is a defence to the prosecution of the driver of a tow truck for an offence against a provision mentioned in subrule (2) if, at the time of the offence—

(a) the driver is engaged in loading, or connecting to, a vehicle to which this rule applies; and

(b) the driver is unable to comply with the provision; and

(c) the tow truck is displaying a flashing light; and

(d) the driver is acting safely.

Note

Tow truck is defined in the dictionary.

(2) For subrule (1), the provisions are as follows—

- Part 4 (Making turns);
- Part 6 (Traffic lights and twin red lights);
- Division 1 (Places with stop signs, stop lines, give way signs or give way lines) of Part 7 (Giving way);
- Part 8 (Traffic signs and road markings);
- Part 9 (Roundabouts);
- Part 11 (Keeping left, overtaking and other driving rules);
- Part 12 (Restrictions on stopping and parking);
- rule 288 (Driving on a path);
- rule 289 (Driving on a nature strip);
- rule 290 (Driving on a traffic island).

(3) This rule applies to the following vehicles—

(a) a vehicle at the scene of a crash;

(b) a disabled vehicle;

(c) a vehicle unsafely or unlawfully parked that the driver is authorised to tow away.

Note

Crash is defined in the dictionary. ***Vehicle*** is defined in rule 15.

313 Exemption for postal vehicles

The provisions in rule 186 (stopping in a mail zone) do not apply to the driver of a postal vehicle.

Notes

1 Exemptions for postal vehicles that are motor bikes (with or without a trailer) are contained in rule 288 (Driving on a path) and rule 289 (Driving on a nature strip).

2 ***Postal vehicle*** is defined in the dictionary.

313A Exemptions for drivers of incident response service vehicles

(1) A provision mentioned in subrule (2) does not apply to the driver of an incident response service vehicle if—

(a) it is not practicable for the driver to comply with the provision; and

(b) the driver is taking reasonable care.

Note

Incident response service vehicle is defined in the dictionary.

(2) For subrule (1), the provisions are as follows—

- rule 56 (Stopping for a red traffic light or arrow);

- rule 57 (Stopping for a yellow traffic light or arrow);
- rule 91 (No left turn and no right turn signs);
- rule 100 (No entry signs);
- rule 152 (Complying with overhead lane control devices).

Rule 313B inserted by S.R. No. 6/2018 rule 7.

313B Exemptions for drivers of railway incident response vehicles

(1) A provision mentioned in subrule (2) does not apply to the driver of a railway incident response vehicle engaged in accessing or responding to a railway accident or incident if—

(a) it is not practicable for the driver to comply with the provision; and

(b) the driver is taking reasonable care; and

(c) the railway incident response vehicle is—

(i) at the scene of a railway accident or incident; and

(ii) displaying flashing amber lights (whether or not it is also displaying other lights).

(2) For the purposes of subrule (1), the provisions are as follows—

- rule 56 (Stopping for a red traffic light or arrow);
- rule 57 (Stopping for a yellow traffic light or arrow);
- rule 100 (No entry signs);
- Part 9 (Roundabouts);
- rule 121 (Stopping and giving way at a stop sign at a level crossing);

- rule 122 (Giving way at a give way sign or give way line at a level crossing);
- rule 123 (Entering a level crossing when a train or tram is approaching etc.);
- rule 124 (Leaving a level crossing);
- Part 12 (Restrictions on stopping and parking).

(3) A provision mentioned in subrule (4) does not apply to the driver of a railway incident response vehicle engaged in accessing or responding to a railway accident or incident if—

(a) it is not practicable for the driver to comply with the provision; and

(b) the driver is taking reasonable care; and

(c) the railway incident response vehicle is—

(i) approaching the scene of the railway accident or incident; and

(ii) in congested traffic that would prohibit access to the railway accident or incident; and

(iii) displaying flashing amber lights (whether or not it is also displaying other lights).

(4) For the purposes of subrule (3), the provisions are as follows—

- Division 1 (Left turns at intersections) of Part 4 (Making turns);
- rule 88 (Left turn signs);
- rule 89 (Right turn signs);
- rule 90 (No turns signs);
- rule 91 (No left turn and no right turn signs);

- rule 92 (Traffic lane arrows);
- rule 99 (Keep left and keep right signs);
- the following Divisions of Part 11 (Keeping left, overtaking and other driving rules) provided the vehicle does not exceed 20 kilometres per hour—Division 2 (Keeping to the left), Division 3 (Overtaking), Division 6 (Driving in marked lanes designated for special purposes) and Division 7 (Passing trams and safety zones);
- Part 12 (Restrictions on stopping and parking).

(5) In this Rule—

rail infrastructure has the same meaning as it has in the Rail Safety National Law (Victoria);

rail transport operator means Metro Trains Melbourne Pty Ltd (ACN 136 429 948) or the V/Line Corporation as continued under section 128 of the **Transport Integration Act 2010**;

railway incident response vehicle means a motor vehicle which is marked "incident response" and operated by or on behalf of a rail transport operator for the purpose of responding to incidents that involve rail infrastructure or rolling stock over which the rail transport operator has effective control and management;

rolling stock has the same meaning as it has in the Rail Safety National Law (Victoria).

Part 20—Traffic control devices and traffic-related items

Division 1—General

Note

Traffic control device and ***traffic-related item*** are defined in the dictionary.

314 Diagrams of traffic control devices, traffic-related items and symbols

(1) A diagram in these Rules of a traffic control device, traffic-related item, or symbol, represents a likeness of the device, item or symbol.

(2) If there are 2 or more diagrams of a traffic sign in Schedules 2 and 3, or of a traffic-related item or symbol in Schedule 4, each diagram represents a likeness of a permitted version of the sign, item or symbol.

Notes

1 ***Traffic sign*** is defined in the dictionary.

2 A number of traffic signs, traffic-related items or symbols have 2 or more permitted versions.

(3) If a diagram of a traffic sign in Schedule 2 or 3, or of a traffic-related item or symbol in Schedule 4, is in black and white, the permitted version of the sign, item or symbol is in black and white only.

(4) If a diagram of a traffic sign, traffic-related item or symbol in a rule of these Rules is in black and white and the sign, item or symbol is not in black and white only in Schedule 2, 3 or 4, the diagram is a black and white representation of the sign, item or symbol, and is not a permitted version of the sign, item or symbol.

Note

The permitted version is the version shown in Schedule 2, 3 or 4 (which is in colour)—see rules 316(1)(a) and 320(1)(a).

315 Legal effect of traffic control devices mentioned in these Rules

(1) A traffic control device of a kind mentioned in these Rules has effect for the Rules if—

(a) the device is on a road; and

(b) the device complies substantially with the Rules.

Notes

1 ***Road*** includes a road related area—see rule 11(2).

2 Rule 322(1) and (2) explain the meaning of a traffic control device on a road.

(2) A traffic control device is taken to comply substantially with these Rules unless the contrary is proved.

316 When do traffic control devices comply substantially with these Rules

(1) A traffic sign complies substantially with these Rules if—

(a) it is a reasonable likeness of a diagram in Schedule 2 or 3 of that kind of traffic sign; or

(b) for a traffic sign of a kind for which there is not a diagram in Schedule 2 or 3—it complies substantially with a description of that kind of traffic sign in the Rules and, if the description includes a symbol for which there is a diagram in Schedule 4, the symbol on the sign is a reasonable likeness of the diagram.

Notes

1 ***Traffic sign*** is defined in the dictionary.

2 The diagrams of traffic signs in Schedules 2 and 3 are in alphabetical order.

(2) A road marking complies substantially with these Rules if it complies substantially with a description of that kind of road marking in the Rules and, if the description includes a symbol for which there is a diagram in Schedule 4, the symbol in the road marking is a reasonable likeness of the diagram.

Note

Road marking is defined in the dictionary.

(3) A traffic control device (except a traffic sign or a road marking) complies substantially with these Rules if the device complies substantially with a description of that kind of traffic control device in the Rules and, if the description includes a symbol for which there is a diagram in Schedule 4, the symbol on the device is a reasonable likeness of the diagram.

Examples

A children's crossing may have a red and white post missing temporarily. The missing post does not prevent the crossing from meeting the description of such a crossing that is set out in rule 80(6).

A freeway may have several freeway signs missing. The missing signs do not prevent the area from still being considered to be a freeway.

* * * * *

Rule 316(3A) revoked by S.R. No. 121/2019 rule 5.

(4) A traffic sign may be a reasonable likeness of a diagram of a kind of traffic sign mentioned in these Rules even though—

(a) the dimensions of the sign, or of anything on the sign, are different; or

(b) the sign has additional information on or with it; or

(c) the number on the sign is different; or

(d) the sign has a different number of panels; or

(e) the sign is combined on a single panel with one or more other traffic signs; or

(f) for a parking control sign—words, figures, symbols, or anything else, on the sign are differently arranged; or

(g) for a *bus lane sign*, *emergency stopping lane only sign*, *one-way sign* or parking control sign—the sign has an arrow pointing in a different direction; or

(h) for a *separated footpath sign* or an *end separated footpath sign*—the pedestrian and bicycle symbols are reversed; or

(i) for a *road access sign*—information on or with the sign indicates (whether by different wording or in another way) that it applies to different or additional vehicles or persons; or

(j) there is a variation in shade or brightness between a colour on the sign and the equivalent colour in the diagram.

Example of subrule (4)(a)

A *speed-limit sign* may be square. The fact that it is square does not prevent the sign being a reasonable likeness of the diagram of a *speed-limit sign* in Schedule 2.

Example of subrule (4)(b)—traffic signs with additional information

A *speed-limit sign* near a school may say that the sign has effect at certain times. This additional information does not prevent the sign being a reasonable likeness of the diagram of a *speed-limit sign* in Schedule 2.

Speed-limit sign
(Standard sign)



Speed-limit sign
(Standard sign)



Speed-limit sign
(Standard sign)

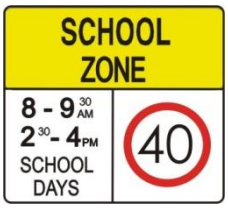

Speed-limit sign
(Standard sign)



Example of subrule (4)(c)

The diagram of the *area speed-limit sign* in Schedule 2 has the number "60". A particular *area speed-limit sign* may have another number, for example "50". The different number on the sign does not prevent the sign being a reasonable likeness of the diagram.

Example of subrule (4)(d)

An *end bicycle path sign* may have the word "end" on a separate panel or on the same panel as the rest of the sign.

Example of subrule (4)(e)

A *no parking sign* that operates at certain times may be combined on a single panel with a *permissive parking sign* allowing pay parking at other times.

Example of subrule (4)(f)

A *permissive parking sign* limiting parking to 2 hours may have the time limit above, or below, the word "parking".

Example of subrule (4)(i)

The diagram of the *road access sign* in Schedule 2 says "no pedestrians bicycles animals beyond this point". The replacement of the word "bicycles" by the word "tractors" on a particular sign does not prevent the sign being a reasonable likeness of the diagram.

Note

Bicycle symbol, ***parking control sign***, ***pedestrian symbol*** and ***with*** are defined in the dictionary.

(5) A variable illuminated message sign may also be a reasonable likeness of a diagram of a kind of traffic sign in Schedule 2 or 3 even though the colour of the sign, or of anything else on the sign, is different.

Note

Variable illuminated message sign is defined in the dictionary.

Example of standard sign and variable illuminated message sign

Speed-limit signs

Speed-limit sign (Standard sign)



Speed-limit sign (Variable illuminated message sign)



(6) A symbol on or in a traffic control device may be a reasonable likeness of a diagram of a kind of symbol mentioned in these Rules even though—

(a) the dimensions of the symbol, or of anything on the symbol, are different; or

(b) in the case of a symbol that depicts a human figure, the apparent gender or the appearance of the figure is different.

(7) In this rule—

panel includes a board, plate and screen.

317 Information on or with traffic control devices

(1) A traffic control device may, by the use of words, figures, symbols or anything else, indicate any of the following—

(a) the times, days or circumstances when it applies or does not apply;

(b) the lengths of road or areas where it applies or does not apply;

(c) the persons to whom it applies or does not apply;

(d) the vehicles to which it applies or does not apply;

(e) other information.

Examples of circumstances

1 A *speed-limit sign* may indicate that it applies when the lights at a children's crossing are flashing.

2 A *speed-limit sign* may indicate that it applies when children are present.

(2) In this rule—

traffic control device includes a board, device, plate, screen, word, figure, symbol, or anything else, with a traffic control device that provides information about the application of the traffic control device.

Examples of information with a traffic control device

1 A plate erected immediately below a *no U-turn sign* indicating that the sign applies on Monday to Friday between 8 a.m. and 6 p.m.

2 An illuminated board erected close to, but not next to, a *no entry sign* indicating that commercial trucks are permitted to pass the sign when the words on the board are illuminated.

Note

With includes accompanying or reasonably associated with—see the definition in the dictionary.

317A Traffic control devices applying on school days

(1) If information on or with a traffic control device indicates that it applies on school days, it only applies—

(a) on a declared school day; or

(b) on any day indicated to be a school day by information on or with the traffic control device.

Note

Rule 317 provides that information on or with a traffic control device may indicate the times, days or circumstances when it applies or does not apply.

Example

The following sign applies—

- on declared school days, but not on other days unless information on or with the sign indicates that it is a school day at that place; and
- at the times indicated on school days, but not at other times.

Note that a sign may have a different number on the sign—see rule 316(4) of these Rules.

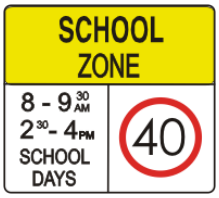

(2) For the avoidance of doubt, subrule (1) does not limit or extend the effect of a traffic control device that does not have other information on or with that traffic control device.

Example

The following sign is not restricted to certain times or days and applies whenever it is displayed.



(3) In this rule—

declared school day means any day determined by the Minister administering the **Education and Training Reform Act 2006** under regulation 13 of the Education and Training Reform Regulations 2017 to be a day on which a Government school is to be open for attendance by students, and that is not one of the following—

(a) a Saturday or a Sunday; or

(b) a day appointed under the **Public Holidays Act 1993** as a public holiday in the place in which the traffic control device is located.

Rule 317A(3) def. of *declared school day* amended by S.R. No. 6/2018 rule 8.

Note

Different schools have different terms. For this reason, a declared school days period may include days or weeks when many schools are open although some are closed. For the same reason, information on or with a traffic control device may indicate that it is a school day at that particular place even though the day is not in a declared school days period because most other schools are closed at that time or is a Saturday, Sunday or public holiday.

318 Limited effect of certain traffic control devices

(1) If information on a traffic control device indicates that the device applies during particular times, on particular days, in particular circumstances, to a particular length of road or area, or to particular persons or vehicles, the device has effect only for the indicated times, days, circumstances, length of road, area, persons or vehicles.

Example

A *shared zone sign* on a road into an area indicating that the sign applies on Monday to Friday between 7 a.m. and 6 p.m.

(2) If information on a traffic control device indicates that the device does not apply during particular times, on particular days, in particular circumstances, to a particular length of road or area, or to particular persons or vehicles, the device does not have effect for the indicated times, days, circumstances, length of road, area, persons or vehicles.

Examples

1 A plate erected next to a *pedestrian crossing sign* at a place indicating that the sign does not apply on a particular day.

2 A board erected close to a *bus lane sign* above a marked lane indicating that the sign does not apply when the words on the board are illuminated.

(3) If information on a traffic control device that is at a place indicates that it applies on a particular day of the week, the device does not have effect on a day that is a public holiday for the place unless information on the device states otherwise.

Example

If a *loading zone sign* indicates that it applies on Monday to Friday between 9 a.m. and 4 p.m. and information on or with the sign does not indicate that it applies on public holidays, the sign does not have effect on any public holiday falling on a Monday to Friday.

Note

Public holiday is defined in the dictionary.

(4) In this rule—

traffic control device includes a board, device, plate, screen, word, figure, symbol, or anything else, with a traffic control device that provides information about the application of the traffic control device.

319 Legal effect of traffic-related items mentioned in these Rules

(1) A traffic-related item of a kind mentioned in these Rules has effect for the Rules if—

(a) the item is on a road, or on a vehicle on a road; and

(b) the item complies substantially with the Rules.

(2) A traffic-related item is taken to comply substantially with these Rules unless the contrary is proved.

Notes

1 ***Road*** includes a road related area—see rule 11(2).

2 Rule 322(1) and (2) explain the meaning of a traffic control device on a road.

320 When do traffic-related items comply substantially with these Rules

(1) A traffic-related item complies substantially with these Rules if—

(a) it is a reasonable likeness of a diagram in Schedule 4 of that kind of traffic-related item; or

(b) for a traffic-related item of a kind for which there is not a diagram in Schedule 4—it complies substantially with a description of that kind of traffic-related item in the Rules and, if the description includes a symbol for which there is a diagram in Schedule 4, the symbol on the item is a reasonable likeness of the diagram.

(2) A traffic-related item may be a reasonable likeness of a diagram of a kind of traffic-related item mentioned in these Rules even though—

(a) the dimensions of the item, or of anything on the item, are different; or

(b) the item has additional information.

(3) A symbol on a traffic-related item may be a reasonable likeness of a diagram of a kind of symbol mentioned in these Rules even though the dimensions of the symbol, or of anything on the symbol, are different.

321 Meaning of information on or with traffic control devices and traffic-related items

A word, figure, symbol or anything else used on or with a traffic control device or traffic-related item has the same meaning as in these Rules.

Note

Rule 347 and Schedule 1 deal with the meaning of certain abbreviations and symbols.

322 References to traffic control devices and traffic-related items on a road etc.

(1) A traffic control device or traffic-related item above or near a road is taken to be on the road.

Examples

1 A *speed-limit sign* erected on a post at the side of a road is taken to be a *speed-limit sign* on the road.

2 A traffic lane arrow on a structure immediately above the road is taken to be a traffic lane arrow on the road.

3 A *do not overtake turning vehicle sign* attached to a vehicle on a road is taken to be a *do not overtake turning vehicle sign* on the road.

(2) However, the device or item is taken to be on the road only if it is clearly visible to road users to whom it is designed to apply.

Example

A *shared zone sign* erected on a post near the side of a road is a traffic sign on the road only if it is clearly visible to drivers driving on the road during the day and in normal weather conditions.

Note

Clearly visible is defined in subrule (8).

(3) A traffic control device or traffic-related item above or near an area or place is taken to be in or at the area or place.

Examples

1 Traffic lights erected outside the area of an intersection, but near that area, are taken to be traffic lights at the intersection.

2 A *hook turn only sign* fixed to a structure above a road that is close to, but before, an intersection is taken to be a *hook turn only sign* at the intersection.

3 A parking control sign near the side of a road is taken to be at the side of the road.

4 A parking control sign near the centre of a road is taken to be at the centre of the road.

(4) However, the device or item is taken to be in or at the area or place only if it is clearly visible to road users to whom it is designed to apply.

Example

A *no right turn sign* suspended from wires above a road close to, but before, an intersection is a traffic sign at the intersection only if it is clearly visible to drivers approaching the intersection during the day and in normal weather conditions.

(5) Without limiting subrule (3), a traffic control device or traffic-related item above or near a break in a dividing strip is taken to be at the break.

Example

A *no U-turn sign* erected in a dividing strip close to, but before, a break in the dividing strip is taken to be at the break.

Note

Dividing strip is defined in the dictionary.

(6) However, the device or item is taken to be at the break only if it is clearly visible to road users to whom it is designed to apply.

(7) A traffic control device or traffic-related item is taken to comply with subrule (2), (4) or (6) unless the contrary is proved.

(8) In this rule—

clearly visible means—

(a) for a traffic signal—clearly visible during the day and night in normal weather conditions; or

(b) for another traffic control device or a traffic-related item—clearly visible during the day in normal weather conditions;

Note

Night is defined in the dictionary.

day means the period between sunrise on a day and sunset on the same day;

normal weather conditions means weather conditions that are not hazardous weather conditions causing reduced visibility.

323 References to lights that are traffic signals

A reference in these Rules to a light that is, or is part of, traffic signals is a reference to a steady light, unless otherwise expressly stated.

Note

Traffic signals is defined in the dictionary.

323A Audible lines

(1) An audible line is a line on a road that is made up of a series of closely spaced raised pieces of material designed to create a continuous noise or vibration if driven on by a motor vehicle.

Note

Motor vehicle is defined in the **Road Safety Act 1986**.

(2) A reference in these Rules to a line is to be taken to include a reference to an audible line, unless otherwise expressly stated.

(3) For the purposes of these Rules—

(a) an audible line is to be taken to be continuous even if there is no physical link between the pieces of material that make up the line;

(b) if there is no physical link between those pieces, the colour of the audible line is to be taken to be the visible colour of those pieces.

Division 2—Application of traffic control devices to lengths of roads and areas

Note

Area, ***length*** of road and ***traffic control device*** are defined in the dictionary.

324 Purpose of Division

(1) This Division contains rules explaining when traffic control devices apply to lengths of road and areas.

(2) Other relevant rules are found elsewhere in these Rules.

Note

Other relevant rules include—

- rule 21(3)—length of road to which a *speed-limit sign* applies;
- rule 22(2)—speed-limited area;
- rule 24(2)—shared zone;
- rule 39(3)—length of road to which a *no U-turn sign* applies;
- rule 93(2)—length of road to which a *no overtaking or passing sign* applies;
- rule 97(2)—length of road to which a *road access sign* applies;
- rule 98(2)—length of road to which a *one-way sign* applies;
- rule 108(3)—length of road to which a *trucks and buses low gear sign* applies;
- rule 130(3)—length of road to which a *keep left unless overtaking sign* applies;
- rule 159(2)—length of road to which a traffic sign indicating a marked lane for a particular kind of vehicle applies;

- rule 176(2) and (3)—length of road to which a *clearway sign* applies;
- rule 177(3)—length of road to which a *freeway sign* applies;
- rule 252(2)—length of road or footpath to which a *no bicycles sign*, or no bicycles road marking, applies.

325 References to traffic control devices—application to lengths of road and areas

In applying these Rules to a length of road or an area, a reference to a traffic control device is a reference to a traffic control device applying to the length of road or area, unless the contrary intention appears.

326 When do traffic control devices apply to a length of road or area—the basic rules

(1) A traffic control device applies to a length of road or an area if—

(a) the device applies to the length of road or area under one or more provisions of these Rules; or

(b) the device, the position of the device, or information on or with the device, indicates that the device applies to the length of road or area.

Note

With is defined in the dictionary.

(2) A traffic control device does not apply to a length of road or an area if information on or with the device expressly indicates that it does not apply to the length of road or area.

(3) Subrule (2) applies despite any other provision of this Division.

(4) In subrule (1)(b)—

the device includes another traffic control device.

327 Length of road to which a traffic sign (except a parking control sign) applies

The length of road to which a traffic sign on a road (except a parking control sign) applies is worked out in the direction driven by a driver, or travelled by a pedestrian, on the road who faces the sign before passing it.

Example

Rule 21(3) provides that a *speed-limit sign* applies to the length of road beginning at the sign and ending at the nearest of a different *speed-limit sign*, an *end speed-limit sign*, or *speed derestriction sign*, and the end of the road. Only the nearest of those things, in the direction driven by a driver, or travelled by a pedestrian, who faces the sign before passing it, is relevant.

Notes

1 ***Parking control sign*** and ***traffic sign*** are defined in the dictionary.

2 Rule 332 deals with parking control signs that display an arrow. These signs apply to lengths of road.

328 References to a traffic control device applying to a length of road

If, under these Rules, a traffic control device on a road applies to a length of road, the device applies only to a length of road on that road, unless otherwise expressly stated.

Example

A *speed-limit sign* on a road does not apply to roads leading off from the road.

Note

Length of road is defined in the dictionary.

329 Traffic control devices applying to a marked lane

(1) A traffic control device (except a road marking) applies to a marked lane if—

(a) it is above the marked lane; or

(b) it is near the marked lane, and the device, the position of the device, or information on or with the device, indicates that it applies to the marked lane.

Example

An *emergency stopping lane only sign* applies to the marked lane indicated by the arrow on the sign.

Note

Marked lane, ***road marking*** and ***with*** are defined in the dictionary.

(2) A road marking applies to a marked lane if it is on the surface of the lane.

(3) However, a traffic control device does not apply to a marked lane if information on or with the device expressly indicates that the device does not apply to the marked lane.

(4) In subrule (1)(b)—

the device includes another traffic control device.

330 Traffic control devices applying to a slip lane

(1) A traffic control device (except a road marking) applies to a slip lane if—

(a) it is above the slip lane; or

(b) it is near the slip lane and on the left side of the slip lane; or

(c) it is near the slip lane, and the device, the position of the device, or information on or with the device, indicates that it applies to the slip lane.

Note

Road marking, ***slip lane*** and ***with*** are defined in the dictionary.

(2) A road marking applies to a slip lane if it is on the surface of the slip lane.

(3) However, a traffic control device does not apply to a slip lane if information on or with the device expressly indicates that the device does not apply to the slip lane.

(4) In subrule (1)(c)—

the device includes another traffic control device.

331 Traffic control devices applying to an intersection

A traffic control device applies to an intersection if it is at the intersection and does not apply to a slip lane at the intersection, unless information on or with the device expressly indicates that the device does not apply to the intersection.

Notes

1 ***Intersection***, ***slip lane*** and ***with*** are defined in the dictionary.

2 Rule 322(3) and (4) deal with the meaning of a traffic control device at an area, including an intersection.

3 Rule 330 explains when a traffic control device applies to a slip lane.

332 Parking control signs applying to a length of road

(1) If a parking control sign displays an arrow and is at the side of a road, then, unless information on or with the sign indicates otherwise, the sign applies to the length of road between the sign and the nearest (in the direction indicated by the arrow) of the following—

(a) a parking control sign at that side of the road that displays an arrow indicating the opposite direction;

(b) a yellow edge line on the road;

(c) if the road ends at a T-intersection or dead end—the end of the road.

Notes

1 ***Edge line***, ***parking control sign***, ***T-intersection*** and ***with*** are defined in the dictionary.

2 Rule 322(3) and (4) deal with the meaning of a traffic control device in or at an area or place.

(2) If a parking control sign displays an arrow and is at the centre of a road or on a dividing strip, then, unless information on or with the sign indicates otherwise, the sign applies to the length of road between the sign and the nearest (in the direction indicated by the arrow) of the following—

(a) a parking control sign at the centre of the road or on the dividing strip that displays an arrow indicating the opposite direction;

(b) a yellow edge line on the road;

(c) if the road ends at a T-intersection or dead end—the end of the road.

Note

Centre of the road and ***dividing strip*** are defined in the dictionary.

333 Parking control signs applying to a length of road in an area to which another parking control sign applies etc.

(1) If a parking control sign that applies to a length of road is in an area to which another parking control sign applies in accordance with rule 335, the first

parking control sign applies in the same way as it would apply if it were not in that area, and the second parking control sign does not apply to the length of road.

Example

Parking control signs that establish a loading zone or taxi zone may operate on a length of road in an area where parking is otherwise restricted to residents only by other parking control signs on each road into the area.

Note

Parking control sign is defined in the dictionary.

(2) If the area indicated by a people with disabilities road marking is in an area to which a parking control sign applies in accordance with rule 335, the road marking applies in the same way as it would apply if it were not in that area, and the parking control sign does not apply to the area indicated by the road marking.

Note

People with disabilities road marking is defined in rule 203.

334 How parking control signs apply to a length of road

(1) If a *permissive parking sign*, *bicycle parking sign* or *motor bike parking sign*, or a zone sign mentioned in Division 5 of Part 12, applies to a length of road and there are parking bays on the length of road, the sign applies only to the parking bays, unless information on or with the sign indicates otherwise.

Notes

1 ***Parking bay*** and ***with*** are defined in the dictionary.

2 Rule 201 deals with *bicycle parking signs*, rule 202 deals with *motor bike parking signs*, and rule 204 deals with *permissive parking signs*.

(2) If a parking control sign applies to a length of road, the sign is at the side of the road, and there are no parking bays to which the sign applies, then, unless information on or with the sign indicates otherwise, the sign applies to—

(a) any shoulder of the road on that side of the road; and

(b) the part of the road on the length of road that extends from the far side of the road (excluding any road related area) on that side of the road for—

(i) if the sign, or information on or with the sign, includes the words "angle parking" or "angle"—6 metres; or

(ii) in any other case—3 metres.

Note

Road related area is defined in rule 13 and ***shoulder*** is defined in rule 12.

Examples

Example 1

Part of a road to which a parking control sign indicating angle parking applies

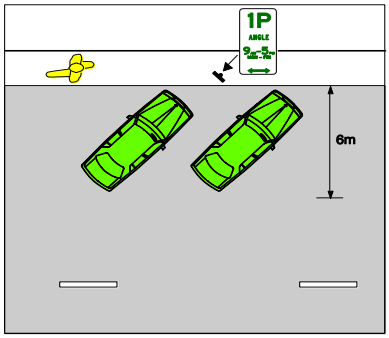

Example 2

Part of a road to which a parking control sign (except a sign indicating angle parking) applies

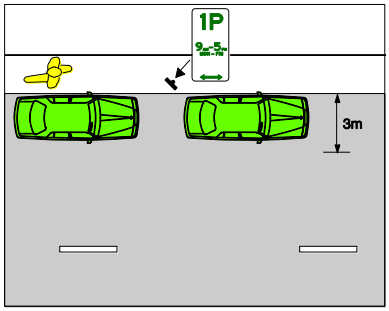

(3) If a parking control sign applies to a length of road, the sign is at the centre of the road or on a dividing strip, and there are no parking bays to which the sign applies, then, unless information on or with the sign indicates otherwise, the sign applies to—

(a) if the sign is at the centre of the road, but not on a dividing strip—the part of the road on that length of road that extends 3 metres from the centre of the road on each side of the road; or

(b) if the sign is on a dividing strip—the dividing strip on that length of road and the part of the road on that length of road that extends 3 metres from each edge of the dividing strip.

Notes

1 ***Centre of the road*** and ***dividing strip*** are defined in the dictionary.

2 Rule 322(3) and (4) deal with the meaning of a traffic control device in or at an area or place.

335 Traffic control devices applying to an area

(1) A traffic control device (except a road marking) applies to an area if—

(a) it is in the area; and

(b) the device, the position of the device, or information on or with the device, indicates that the device applies to the area.

Notes

1 ***Road marking*** and ***with*** are defined in the dictionary.

2 Rule 332 deals with parking control signs that display arrows. These signs apply to lengths of road.

(2) A traffic control device (except a road marking) also applies to an area if—

(a) there is an identical kind of traffic control device (the ***first traffic control device***) on each road into the area; and

(b) the traffic control device is a traffic control device applying to an area, or information on or with the device indicates that it applies to an area; and

(c) information on or with a traffic control device on each road out of the area indicates that the first traffic control device no longer applies or that the area has ended.

Examples

1 A *shared zone sign*.

2 A *no stopping sign* or *no parking sign* with the word "area".

3 A *permissive parking sign* with the words "parking area".

4 An *end no parking area sign*.

5 An *end no stopping area sign*.

6 An *end parking area sign*.

(3) A road marking applies to an area if—

(a) it is on the surface of the area; and

(b) the road marking, the position of the road marking, or information in or with the road marking, indicates that the road marking applies to the area.

(4) However, a traffic control device does not apply to an area if information on or with the device expressly indicates that the device does not apply to the area.

(5) A parking control sign that applies to an area applies to parking bays on each length of road in the area, and to other parts of each length of road, as if it were a parking control sign that applied only to that length of road.

Notes

1 ***Parking bay*** and ***parking control sign*** are defined in the dictionary.

2 Rule 334 sets out how a parking control sign that applies to a length of road also applies to parking bays and other parts of the road.

(6) In this rule—

road, in subrule (2)(a) and (c) and for an area of road, does not include a road related area;

Note

Road related area is defined in rule 13.

the device, in subrule (1)(b), includes another traffic control device;

the road marking, in subrule (3)(b), includes another traffic control device.

336 How separated footpath signs and separated footpath road markings apply

(1) A *separated footpath sign,* or separated footpath road marking, on a footpath applies in the way set out in this rule.

Note

Footpath is defined in the dictionary. ***Separated footpath*** and ***separated footpath road marking*** are defined in rule 239.

(2) The part of the footpath to the left of the centre of the footpath is designated—

(a) if a pedestrian symbol is on the left side of the sign or the path—for the use of pedestrians; or

(b) if a bicycle symbol is on the left side of the sign or the path—for the use of bicycles and electric scooters.

Rule 336(2)(b) amended by S.R. No. 135/2021 rule 98(1).

Note

Bicycle, ***bicycle symbol***, ***electric scooter*** and ***pedestrian symbol*** are defined in the dictionary. ***Pedestrian*** is defined in rule 18.

Note to rule 336(2)(b) amended by S.R. No. 135/2021 rule 98(2).

(3) The part of the footpath to the right of the centre of the footpath is designated—

(a) if a pedestrian symbol is on the right side of the sign or the path—for the use of pedestrians; or

(b) if a bicycle symbol is on the right side of the sign or the path—for the use of bicycles and electric scooters.

Rule 336(3)(b) amended by S.R. No. 135/2021 rule 98(3).

Division 3—Application of traffic control devices to persons

Note

Traffic control device is defined in the dictionary.

337 Purpose of Division

This Division explains when a traffic control device applies to a person.

338 References to traffic control devices—application to persons

In applying these Rules to a person, unless the contrary intention appears, a reference to a traffic control device is a reference to a traffic control device applying to the person.

339 When do traffic control devices apply to a person—the basic rules

(1) A traffic control device applies to a person if—

(a) the device applies to the person under a provision of this Division; or

(b) the device, the position of the device, or information on or with the device, indicates that the device applies to the person.

Note

With is defined in the dictionary.

(2) A traffic control device does not apply to a person if information on or with the device expressly indicates that it does not apply to the person.

(3) Subrule (2) applies despite any other provision of this Division.

(4) In subrule (1)(b)—

the device includes another traffic control device.

340 Traffic control devices (except road markings and parking control signs)

(1) A traffic control device (except a road marking or parking control sign) applies to a person if—

(a) the device faces the person; or

(b) the person has passed the device and the device faced the person as the person approached it.

Notes

1 ***Parking control sign*** and ***road marking*** are defined in the dictionary.

2 Rule 341 deals with road markings, and rule 346 with parking control signs.

(2) However, the device does not apply to the person if the position of the device indicates that it does not apply to the person.

Examples

1 If a driver is driving in a marked lane of a multi-lane road, a traffic lane arrow above another marked lane does not apply to the driver.

2 If a driver is turning left using a slip lane at an intersection, a traffic light on the right side of the slip lane does not apply to the driver.

3 If a driver is driving on a two-way road, a *speed-limit sign* facing only traffic travelling in the opposite direction does not apply to the driver.

341 Road markings

A road marking on the surface of a road applies to a person on the road unless the position of the road marking indicates that it does not apply to the person.

Examples

1 If a driver is driving on a road that is not a multi-lane road or one-way road, a road marking to the right of the centre of the road does not apply to the driver.

2 If a driver is driving in a marked lane of a multi-lane road, a road marking in another marked lane does not apply to the driver.

3 At an intersection, or on a roundabout, road markings indicating the edge of a marked lane for use by traffic coming from another direction do not apply to the driver.

Notes

1 ***Road marking*** is defined in the dictionary.

2 A person may, under another rule, be exempt from complying with particular road markings—see, for example, rules 134, 138, 139, 147 and 150.

342 Traffic signs (except parking control signs) applying to a length of road

(1) A traffic sign (except a parking control sign) that applies to a length of road and to drivers applies to a driver driving on the length of road if the driver is driving in the same direction as a driver on the road who faces the sign before passing it.

Note

Length of road, ***parking control sign*** and ***traffic sign*** are defined in the dictionary.

(2) A traffic sign that applies to a length of road and to pedestrians applies to a pedestrian travelling on the length of road if the pedestrian is travelling in the same direction as a pedestrian on the road who faces the sign before passing it.

(3) The traffic sign applies to the driver or pedestrian even though the driver or pedestrian does not pass the sign.

Example

If a driver turns from a side road or private land onto a length of road to which a traffic sign applies, the traffic sign applies to the driver even though the driver does not pass the sign.

343 Traffic signs (except parking control signs) applying to an area

(1) A traffic sign (except a parking control sign) that applies to an area and to drivers applies to a driver driving on any road in the area.

Notes

1 ***Area***, ***parking control sign*** and ***traffic sign*** are defined in the dictionary.

2 Rule 342 deals with traffic signs (except parking control signs) applying to a length of road, and rule 346 deals with the application of parking control signs to lengths of road and areas.

3 ***Road*** includes a road related area—see rule 11(2).

(2) A traffic sign that applies to an area and to pedestrians applies to a pedestrian on any road in the area.

(3) The traffic sign applies to the driver or pedestrian even though the driver or pedestrian does not pass the sign.

Example

The *shared zone signs* on the roads into a shared zone apply to a driver who starts a journey inside the shared zone.

344 Traffic control devices applying to a driver in a marked lane

A traffic control device applying to a marked lane applies to a driver approaching, in or leaving the marked lane unless the position of the device indicates that it does not apply to the driver.

Example

An overhead lane control device above a marked lane that the driver does not face as the driver approaches it does not apply to the driver.

Notes

1 ***Marked lane*** is defined in the dictionary.

2 Rule 329 deals with when a traffic control device applies to a marked lane.

345 Traffic control devices applying to a driver in a slip lane

A traffic control device applying to a slip lane applies to a driver approaching, in or leaving the slip lane.

Notes

1 ***Slip lane*** is defined in the dictionary.

2 Rule 330 deals with when a traffic control device applies to a slip lane.

346 Parking control signs

(1) A parking control sign that applies to a length of road applies to a driver on the length of road.

Notes

1 ***Length*** of road and ***parking control sign*** are defined in the dictionary.

2 Rule 332 deals with parking control signs with arrows. These signs apply to lengths of road.

(2) A parking control sign that applies to an area applies to a driver in the area.

Note

Area is defined in the dictionary.

(3) A parking control sign applies to a driver mentioned in subrule (1) or (2) even though the driver does not pass the sign.

Part 21—General

347 Meaning of abbreviations and symbols

Schedule 1 provides the meaning of certain abbreviations and symbols used in these Rules and on traffic control devices and traffic-related items.

Note

Traffic control device and ***traffic-related item*** are defined in the dictionary.

348 References to a driver doing something etc.

If the context permits, a reference in these Rules to a driver doing or not doing something is a reference to the driver causing the driver's vehicle to do or not to do the thing.

Example

The reference in rule 27 to a driver turning left at an intersection is a reference to the driver causing the driver's vehicle to turn left at the intersection.

Note

Driver's vehicle is defined in the dictionary.

349 References to certain kinds of roads

A reference in these Rules to a road of a particular kind is a reference to a road of that kind at any relevant place.

Example

Rule 31 deals with a driver starting a right turn at an intersection from a road (except a multi-lane road). The rule applies to a particular driver only if the road from which the driver is turning is not a multi-lane road at the intersection. In applying the rule to the driver, it is irrelevant that the road is, or is not, a multi-lane road at another place away from the intersection.

350 References to stopping or parking on a length of road etc.

(1) A driver stops or parks on a length of road, or in an area, if the driver stops or parks the driver's vehicle so any part of the vehicle is on the length of road or in the area.

Note

Area, ***driver's vehicle*** and ***length*** of road are defined in the dictionary.

(2) A driver stops or parks within a particular distance from, before, or after, something if the driver stops or parks the driver's vehicle so any part of the vehicle is within that distance.

Example

Rule 190 provides that a driver must not stop on a road within 10 metres before or after a safety zone. The example diagram in rule 190 shows a vehicle stopped so part of the vehicle is within 10 metres of the zone. For rule 190, the vehicle is taken to be stopped within 10 metres of the zone.

(3) A driver stops or parks on or across a driveway or other way of access for vehicles if the driver stops or parks the driver's vehicle so that any part of the vehicle is on or across the driveway or way of access.

(4) In this rule—

park has the same meaning as in Part 12;

stop has the same meaning as in Part 12.

Notes

1 Part 12 deals with restrictions on stopping and parking.

2 ***Park*** and ***stop*** are defined in the dictionary. The definitions apply for Part 12.

351 References to left and right

(1) In applying these Rules to a person, a reference to ***left*** is a reference to—

(a) in relation to the person—the left-hand side of the person; or

(b) in relation to a line, sign or anything else—the left-hand side of the line, sign or other thing when viewed from the person's perspective.

(2) In applying these Rules to a person, a reference to ***right*** is a reference to—

(a) in relation to the person—the right-hand side of the person; or

(b) in relation to a line, sign or anything else—the right-hand side of the line, sign or other thing when viewed from the person's perspective.

(3) A driver drives to the left, or right, of a line, sign or anything else only if the driver's vehicle is completely to the left, or right, of the line, sign or other thing.

Note

Driver's vehicle is defined in the dictionary.

352 References to stopping as near as practicable to a place

A requirement of these Rules for a driver to stop as near as practicable to a place is not complied with only because the driver stops behind a vehicle that has stopped at the place.

Example

If a driver stops behind a vehicle that has stopped at a *stop sign* or stop line in accordance with rule 67, 68 or 121, the driver must, after the vehicle has proceeded, stop at the *stop sign* or stop line in accordance with the rule.

353 References to pedestrians crossing a road

(1) If a driver is turning from a road at an intersection—

(a) the driver is required to give way to a pedestrian who is crossing the road that the driver is entering, only if the pedestrian's line of travel in crossing the road is essentially perpendicular to the edges of the road the driver is entering; and

(b) the driver is not required to give way to a pedestrian who is crossing the road the driver is leaving.

(2) In these Rules, a reference to a pedestrian crossing a road includes a reference to a person who is crossing only part of a road (for example, a person walking to a safety zone or a median strip, or to the middle of a road to display a *hand-held stop sign*).

Part 22—Additional Victorian road rules

Note

The rules in this Part are not part of the national scheme. They apply only in Victoria and start at rule 400.

400 Definitions

(1) In this Part—

animal under control means—

(a) an animal that is on a municipal road—

(i) in accordance with a permit issued by a Council; or

(ii) that is being moved within a municipal district in circumstances in which a local law provides that a permit is not required; or

(b) an animal that is being moved across an arterial road in accordance with a permit issued by the Head, Transport for Victoria; or

(c) an animal that is being moved across a road (which is neither a municipal road or an arterial road) in accordance with a permit issued by the coordinating road authority for that road;

Rule 400(1) def. of *animal under control* amended by S.R. No. 153/2019 rule 4(Sch. 1 item 23).

* * * * *

Rule 400(1) def. of *bicycle carrier* revoked by S.R. No. 87/2018 rule 14.

coordinating road authority, for a road or road related area or highway (a ***Road Safety Act road***), means the coordinating road authority (within the meaning of the **Road Management Act 2004**) for the road

(within the meaning of that Act) that consists of or includes the Road Safety Act road;

municipal road has the same meaning as it has in section 3(1) of the **Road Management Act 2004**.

(2) For the purposes of this Part a sign is to be taken to be similar to Diagram 1 or 2 set out in rule 402 despite—

(a) the use of a reference to a particular kind of animal in place of the word "stock"; and

(b) the use of a picture of that kind of animal in place of the pictures of a cow and a sheep.

(3) For the purposes of this Part a sign is taken to be similar to Diagram 1 set out in rule 402 despite the use of a different number in place of the number 5 and the use of the letter "m" (meaning metres) instead of the letters "km" (meaning kilometres).

401 Obstructing roads

(1) A person must not drive or stop a vehicle on a road—

(a) to solicit employment or business from the vehicle; or

(b) to offer articles for sale from the vehicle—

if it results in, or is likely to result in, a concentration, standing or movement of vehicles or persons which causes, or is likely to cause, a danger or traffic congestion.

Penalty: 2 penalty units.

(2) A person in a vehicle must not buy, or offer to buy, an article from a person standing on a road.

Penalty: 2 penalty units.

402 Giving way to stock

(1) If a *give way to stock sign* similar to Diagram 1 applies to a length of road, a driver of a vehicle must take such action as is reasonably necessary to avoid a collision with any animal under control on the length of road.

Penalty: 5 penalty units.

Give way to stock sign applying to length of road



Diagram 1

(2) A *give way to stock sign* applies to the length of road beginning at the sign and ending at the distance from the sign indicated on the sign.

(3) If a *give way to stock sign* similar to Diagram 2 applies to a place on the road, a driver of a vehicle who is approaching or passes the sign must take such action as is reasonably necessary to avoid a collision with any animal under control at or near the sign.

Penalty: 5 penalty units.

Give way to stock sign applying to a place on the road



Diagram 2

403 Requirement to travel at a safe speed near stock

A driver of a vehicle to whom rule 402(1) or (3) applies must travel at a speed that would enable the driver to stop the vehicle safely if an animal under control were to move into the path of the vehicle.

Penalty: 5 penalty units.

404 Requirement to stop at a stock crossing

If a driver of a vehicle comes to a *stop sign* at a place where animals under control cross a road, the driver must stop the vehicle at a reasonable distance from that place and must not proceed while an animal is crossing at that place.

Penalty: 5 penalty units.

405 * * * * *

Note

There is no rule 405.

Rule 406 (Heading) amended by S.R. No. 121/2020 rule 15(1).

406 Supervising drivers and excessive speed

(1) In this rule—

(a) ***excessive speed*** means a speed described in section 28(1)(a)(i) or (ii) of the **Road Safety Act 1986**;

Rule 406(1)(b) substituted by S.R. No. 121/2020 rule 15(2).

(b) ***supervising driver*** has the same meaning as in the **Road Safety Act 1986**.

Rule 406(2) amended by S.R. No. 121/2020 rule 15(3).

(2) A supervising driver must not permit a learner driver to drive a motor vehicle at excessive speed.

Penalty: 5 penalty units.

407 Secretary may declare or approve items for the purposes of the Road Rules

Rule 407 (Heading) amended by S.R. No. 153/2019 rule 4(Sch. 1 item 24).

The Secretary, by notice published in the Government Gazette, may declare, for the purposes of these Rules—

Rule 407 amended by S.R. No. 153/2019 rule 4(Sch. 1 item 25).

(a) a booster seat to be an approved booster seat;

(b) a child restraint to be an approved child restraint;

(c) a child safety harness to be an approved child safety harness;

* * * * *

Rule 407(d) revoked by S.R. No. 87/2018 rule 15.

(e) a horse riding helmet to be an approved horse riding helmet;

(f) a bicycle helmet to be an approved bicycle helmet;

(g) items to be approved as portable warning triangles;

(h) a seatbelt to be an approved seatbelt.

408 Transitional provision—Corporation approvals

(1) The approval of a booster seat by the Corporation under the Road Safety Road Rules 2009[5] in force immediately before these Rules—

(a) is taken to be an approval declared by the Corporation under rule 407(a); and

(b) may be amended or revoked accordingly.

(2) The approval of a child restraint by the Corporation under the Road Safety Road Rules 2009 in force immediately before these Rules—

(a) is taken to be an approval declared by the Corporation under rule 407(b); and

(b) may be amended or revoked accordingly.

(3) The approval of a child safety harness by the Corporation under the Road Safety Road Rules 2009 in force immediately before these Rules—

(a) is taken to be an approval declared by the Corporation under rule 407(c); and

(b) may be amended or revoked accordingly.

(4) The approval of a motor bike helmet by the Corporation under the Road Safety Road Rules 2009 in force immediately before these Rules—

(a) is taken to be an approval declared by the Corporation under rule 407(d); and

(b) may be amended or revoked accordingly.

(5) The approval of a horse riding helmet by the Corporation under the Road Safety Road Rules 2009 in force immediately before these Rules—

(a) is taken to be an approval declared by the Corporation under rule 407(e); and

(b) may be amended or revoked accordingly.

(6) The approval of a bicycle helmet by the Corporation under the Road Safety Road Rules 2009 in force immediately before these Rules—

(a) is taken to be an approval declared by the Corporation under rule 407(f); and

(b) may be amended or revoked accordingly.

(7) The approval of a portable warning triangle by the Corporation under the Road Safety Road Rules 2009 in force immediately before these Rules—

(a) is taken to be an approval declared by the Corporation under rule 407(g); and

(b) may be amended or revoked accordingly.

(8) The approval of a seatbelt by the Corporation under the Road Safety Road Rules 2009 in force immediately before these Rules—

(a) is taken to be an approval declared by the Corporation under rule 407(h); and

(b) may be amended or revoked accordingly.

Schedule 1—Abbreviations and symbols

(rule 347)

Abbreviation/Symbol	*Meaning*
MON	Monday
TUE	Tuesday
WED	Wednesday
THU	Thursday
FRI	Friday
SAT	Saturday
SUN	Sunday
JAN	January
FEB	February
MAR	March
APR	April
JUN	June
JUL	July
AUG	August
SEP	September
OCT	October
NOV	November
DEC	December
AM	the time after midnight and ending at noon
PM	the time after noon and ending at midnight
HOLS	holidays
MAX	maximum
MINS	minutes
PUB	public
VEH	vehicle
t	tonnes
m	metres

Abbreviation/Symbol	*Meaning*
km	kilometres
km/h	kilometres per hour
°	degree

Sch. 2 amended by S.R. No. 121/2020 rule 27.

Schedule 2—Standard or commonly used traffic signs

(rule 316)

Area speed-limit sign (rule 22) 	Arrester bed sign (rule 101A) 
Bicycle lane sign (rules 153, 252) 	Bicycle parking sign (rule 201) 
Bicycle path sign (rules 239, 242, 252) 	Bridge load limit (gross mass) sign (rule 103) 

Bridge load limit (mass per axle group) sign (rule 103) 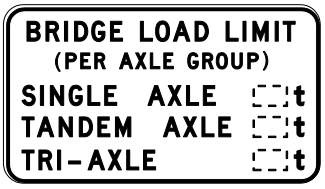	Bus lane sign (rule 154) 
Buses must enter sign (rule 107) 	Bus zone sign (rule 183) 
Children crossing flag (rule 80) 	Children's crossing sign (rule 80) 
Clearance sign (rule 102) 	Clearway sign (rule 176) 

Emergency stopping lane only sign (rule 95) 	End area speed-limit sign (rule 22) 
End bicycle lane sign (rule 153) 	End bicycle path sign (rule 239) 
End bus lane sign (rule 154) 	End clearway sign (rule 176) 
End freeway sign (rules 97, 177) 	End keep left unless overtaking sign (rule 130) 

End no bicycles sign (rule 252) 	End no motorcycle lane filtering sign (rule 151B) 
End no overtaking or passing sign (rule 93) 	End no parking area sign (rule 335) 
End no stopping area sign (rule 335) 	End parking area sign (rule 335) 

End road access sign (rules 97) 	End separated footpath sign (rule 239) 
End shared path sign (rule 242) 	End shared zone sign (rule 24) 
End speed-limit sign (rule 21) 	End tram lane sign (rule 155) 
End transit lane sign (End transit lane (T2) sign) (rule 156) 	End transit lane sign (End transit lane (T3) sign) (rule 156) 

End truck and bus low gear sign (rule 108) 	End truck lane sign (rule 157) 
End trucks use left lane sign (rule 159) 	Freeway sign (rule 177) 
Freeway sign (rule 177) 	Give way sign (rules 69, 70, 71, 122) 
Gross load limit sign (rule 103) 	Hand-held stop sign (rules 80, 101) 

Hand-held stop sign (rules 80, 101) 	Hook turn only sign (rule 34) 
Keep left sign (rule 99) 	Keep left unless overtaking sign (rule 130) 
Keep right sign (rules 99, 135) 	Left lane must turn left sign (rule 88) 
Left turn on red after stopping sign (rule 59) 	Left turn only sign (rule 88) 

Level crossing sign (rule 120) 	Level crossing sign (rule 120) 
Level crossing sign (rule 120) 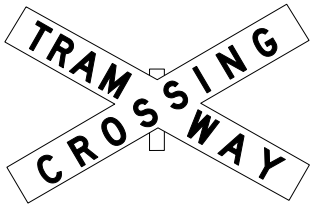	Loading zone sign (rule 179) 
Low clearance sign (rule 102) 	Mail zone sign (rule 186) 
Median turning lane sign (rule 86) 	Minibus zone sign (rule 184) 

Motor bike parking sign (rule 202) 	No bicycles sign (rules 239, 242, 252) 
No buses sign (rule 106) 	No entry sign (rule 100) 
No hook turn by bicycles sign (rule 36) 	No left turn sign (Standard sign) (rule 91) 
No left turn sign (Variable illuminated message sign) (rule 91) 	No motorcycle lane filtering sign (rule 151B) 

No overtaking on bridge sign (rule 94)  	No overtaking or passing sign (rule 93) 
No parking sign (for a length of road) (rule 168) 	No parking sign (for an area) (rule 168) 
No pedestrians sign (rule 228) 	No right turn sign (Standard sign) (rule 91) 

No right turn sign (Variable illuminated message sign) (rule 91) 	No stopping sign (for a length of road) (rule 167) 
No stopping sign (for an area) (rule 167) 	No trucks sign (rule 104) 
No turns sign (rule 90) 	No U-turn sign (Standard sign) (rule 39) 

No U-turn sign (Variable illuminated message sign) (rule 39) 	One-way sign (rule 98) 
One-way sign (rule 98) 	Park in bays only sign (rule 211) 
Pedestrian crossing sign (rule 81) 	Pedestrians may cross diagonally sign (rules 230, 234) 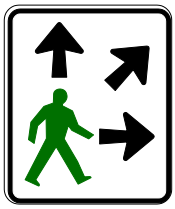

People with disabilities parking sign (rule 203) 	Permissive parking sign (for a length of road) (rule 204) 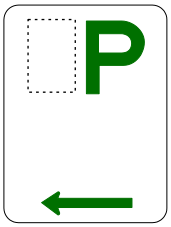
Permissive parking sign (for a length of road) (rule 204) 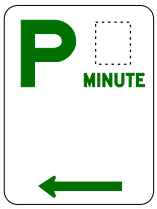	Permissive parking sign (for an area) (rule 204) 
Permissive parking sign displaying a people with disabilities symbol (for a length of road) (rule 203) 	Permissive parking sign displaying a people with disabilities symbol (for an area) (rule 203) 

Permit zone sign (rule 185) 	Right lane must turn right sign (rule 89) 
Right turn only sign (rule 89) 	Road access sign (rules 97, 229) 
Roundabout sign (rule 109) 	Safety ramp sign (rule 101A) 
Safety zone sign (rules 162, 190) 	Separated footpath sign (rules 239, 252) 

Shared path sign (rules 242, 252) 	Shared zone sign (rule 24) 
Slow vehicle turn out lane sign (rule 130) 	Speed derestriction sign (rule 21) 
Speed-limit sign (Standard sign) (rules 21, 316) 	Speed-limit sign (Variable illuminated message sign) (rules 21, 316) 
Stop here on red arrow sign (rule 56) 	Stop here on red signal sign (rule 56) 

Stop sign (rules 67, 68, 121, 404) 	Taxi zone sign (rule 182) 
Traffic light stop sign (rule 63) 	Tram lane sign (rule 155) 
Transit lane sign (Transit lane (T2) sign) (rule 156) 	Transit lane sign (Transit lane (T3) sign) (rule 156) 
Truck lane sign (rule 157) 	Trucks and buses low gear sign (rule 108) 

Trucks must enter sign (rule 105) 	Trucks use left lane sign (rule 159) 
Truck zone sign (rule 180) 	Two-way sign (rules 98, 132, 136) 
U-turn permitted sign (rule 91(3)) 	Works zone sign (rule 181) 
Bus only lane sign (rule 154A) 	End bus only lane sign (rule 154A) 

Electric-powered vehicle symbol (rule 203B)	Electric-powered vehicle charging symbol (rule 203C)
	

Sch. 3 amended by S.R. Nos 87/2018 rule 16, 121/2019 rule 6.

Schedule 3—Other Victorian permitted traffic signs

(rule 316)

Note

The traffic signs in this Schedule are either alternative versions of the signs in Schedule 2 or signs that are Victoria specific. Some of these signs are not included in the Australian Standard AS 1742 (Manual of Uniform Traffic Control Devices), but are in use in Victoria.

Area speed-limit sign (rule 22) 	Bicycle lane sign (rules 153, 252) 
Bicycle path sign (rules 239, 242, 252) 	Bus lane sign (rule 154) 
Bus lane sign (rule 154) 	Buses must enter sign (rule 107) 

End area speed-limit sign (rule 22) 	End bicycle lane sign (rule 153) 
End bicycle path sign (rule 239) 	End bus lane sign (rule 154) 
End bus lane sign (rule 154) 	End freeway sign (rules 97, 177) 
End separated footpath sign (rule 239) 	End shared path sign (rule 242) 

End shared zone sign (rule 24) 	End tram lane sign (rule 155) 
End tramway sign (rule 155A) 	End tramway sign (rule 155A) 
End transit lane sign (rule 156) 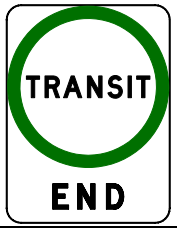	Freeway sign (rule 177) 
Freeway sign (rule 177) 	Give way to stock sign (rule 402) 

Give way to stock sign (rule 402) 	Keep right sign (rules 99, 135) 
Left turn only sign (rule 88) 	Left turn only sign (rule 88) 
Median turning lane sign (rule 86) 	No electric personal transporter sign (rule 244G) 
No entry sign (rule 100) 	No entry sign (rule 100) 

No entry sign (rule 100) 	No entry sign (rule 100) 
No left turn sign (Standard sign) (rule 91) 	No parking sign (for a length of road) (rule 168) 
No parking sign (for an area) (rule 168) 	No right turn sign (Standard sign) (rule 91) 

No right turn sign (rule 91) 	No stopping sign (for a length of road) (rule 167) 
No stopping sign (for an area) (rule 167) 	No U-turn sign (Standard sign) (rule 39) 
No wheeled recreational devices or toys sign (rule 240A) 	No wheeled recreational devices or toys sign (rule 240A) 

One-way sign (rule 98) 	Permissive parking sign (for a length of road) (rule 204) 
Permissive parking sign (for a length of road) (rule 204) 	Permissive parking sign (for an area) (rule 204) 
Permissive parking sign (for an area) (rule 204) 	Right turn only sign (rule 89) 

Right turn only sign (rule 89) 	Road access sign (rules 97, 229) 
Separated footpath sign (rules 239, 252) 	Shared path sign (rules 242, 252) 
Shared zone sign (rule 24) 	Speed-limit sign (Standard sign) (rules 21, 316) 

Speed-limit sign (Standard sign) (rules 21, 316) 	Speed-limit sign (Standard sign) (rules 21, 316) 
Speed-limit sign (Standard sign) (rules 21, 316) 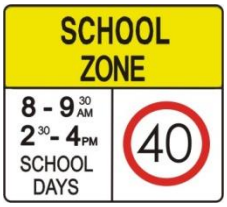	Speed-limit sign (Standard sign) (rules 21, 316) 
Tram lane sign (rule 155) 	Tramway sign (rule 155A) 

Tramway sign (rule 155A) 	Transit lane sign (rule 156) 
Trucks must enter sign (rule 105) 	Two-way sign (rules 98, 132, 136) 
Speed-limit sign (rules 21, 316) 	Speed-limit sign (rules 21, 316) 

Schedule 4—Symbols and traffic-related items

(rule 320)

<table>
<tr>
<td>Do not overtake turning vehicle sign
(rules 28, 29, 32, 33, 143)


</td>
<td>Do not overtake turning vehicle sign
(rules 28, 29, 32, 33, 143)

</td>
</tr>
<tr>
<td>Fire hydrant indicator (example)
(rule 194)
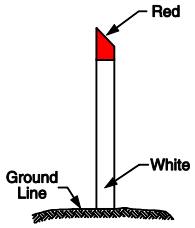
</td>
<td>Fire hydrant indicator (example)
(rule 194)
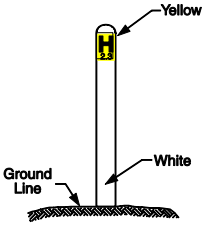
</td>
</tr>
<tr>
<td>Fire plug indicator (example)
(rule 194)
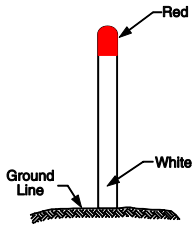
</td>
<td>Give way to buses sign
(rule 77)

</td>
</tr>
</table>

Green bicycle crossing light (rules 244K, 260) 	Green pedestrian symbol (rule 231) 
People with disabilities symbol (rule 203) 	People with disabilities symbol (rule 203) 
Red bicycle crossing light (rules 244K, 260) 	Red pedestrian symbol (rule 231) 
White B light (rule 285) 	White T light (rule 278) 

Yellow bicycle crossing light
(rules 244L, 261)



Schedule 5—Revocations

S.R. No.	*Title*
94/2009	Road Safety Road Rules 2009
116/2009	Road Safety Road Rules Amendment Rules 2009
137/2009	Road Safety Road Rules Further Amendment Rules 2009
140/2009	Road Safety Road Rules Amendment (Speed-Limit) Rules 2009
7/2010	Road Safety Road Rules (Enforcement Vehicles and Escort Vehicles) Amendment Rules 2010
137/2010	Road Safety Road Rules Amendment (Exemption and Other Matters) Rules 2010
24/2012	Road Safety Road Rules Amendment Rules 2012
47/2012	Road Safety Road Rules Further Amendment Rules 2012
83/2012	Road Safety Road Rules Amendment (Car Doors) Rules 2012
103/2012	Road Safety Road Rules Amendment (Bicycle) Rules 2012
157/2012	Road Safety Road Rules Amendment (Fire Services Commissioner) Rules 2012
88/2013	Road Safety Road Rules Amendment Rules 2013
134/2013	Road Safety Road Rules Amendment (Mobile Phones and Other Devices) Rules 2013
151/2013	Road Safety Road Rules Amendment (Heavy Vehicle National Law) Rules 2013
68/2014	Road Safety Road Rules Amendment (Corporate Penalties) Rules 2014
132/2014	Road Safety Road Rules Amendment (Emergency Management Commissioner) Rules 2014
146/2014	Road Safety Road Rules Amendment Rules 2014
86/2015	Road Safety Road Rules Amendment (Stock Crossings) Rules 2015
120/2015	Road Safety Road Rules Amendment (Lane Filtering) Rules 2015

S.R. No.	*Title*
125/2015	Road Safety Road Rules Amendment Rules 2015
98/2016	Road Safety Road Rules (Electric Personal Transporters Trial) Amendment Rules 2016

Dictionary

(rule 4)

adjacent land, for a road, means land next to the road (whether or not it adjoins the road), but does not include a road or road related area;

Notes

1 ***Land*** includes premises or a part of premises—see the definition in this dictionary.

2 ***Road*** is defined in rule 12 and ***road related area*** is defined in rule 13.

Airservices Australia means the body established under section 7 of the Air Services Act 1995 of the Commonwealth;

angle parking see rule 210;

animal-drawn vehicle prohibited area see rule 303AA;

Dictionary def. of *animal-drawn vehicle prohibited area* inserted by S.R. No. 30/2022 rule 5.

approaching, for a driver, means approaching from any direction;

approved bicycle helmet means a bicycle helmet of a type that is approved, for the purposes of these Rules, by the Secretary under rule 407(f);

Dictionary def. of *approved bicycle helmet* amended by S.R. No. 153/2019 rule 4(Sch. 1 item 26(a)).

approved booster seat means a child restraint that is approved, for the purposes of these Rules, by the Secretary under rule 407(a);

Dictionary def. of *approved booster seat* amended by S.R. No. 153/2019 rule 4(Sch. 1 item 26(a)).

Dictionary def. of *approved child restraint* amended by S.R. No. 153/2019 rule 4(Sch. 1 item 26(a)).

approved child restraint means a child restraint that is approved, for the purposes of these Rules, by the Secretary under rule 407(b);

Dictionary def. of *approved child safety harness* amended by S.R. No. 153/2019 rule 4(Sch. 1 item 26(a)).

approved child safety harness means a child safety harness that is approved, for the purposes of these Rules, by the Secretary under rule 407(c);

approved horse riding helmet see rule 303A;

approved motor bike helmet see rule 270;

Dictionary def. of *approved seatbelt* amended by S.R. No. 153/2019 rule 4(Sch. 1 item 26(a)).

approved seatbelt means a seatbelt of a type that is approved, for the purposes of these Rules, by the Secretary under rule 407(h);

area includes—

(a) a bridge; and

(b) a network of roads; and

(c) a slip lane;

Note

Slip lane is defined in this dictionary.

arterial road has the same meaning as it has in section 3(1) of the **Road Management Act 2004**;

AS 1698 means AS 1698—1988, Australian Standard, 'Protective helmets for vehicle users', as published from time to time;

Dictionary def. of *AS 1698* inserted by S.R. No. 87/2018 rule 17(a).

AS/NZS 1698 means AS/NZS 1698:2006, Australian/New Zealand Standard, 'Protective helmets for vehicle users', as published from time to time;

Dictionary def. of *AS/NZS 1698* inserted by S.R. No. 87/2018 rule 17(a).

authorised person, for a provision of these Rules, means—

(a) a person who is authorised in writing by the Secretary or the Regulator; or

(b) a person who is authorised in writing by the Head, Transport for Victoria and is an employee in the Department of Transport and Planning, or employed in Safe Transport Victoria—

to be an authorised person for the Rules or the provision;

Dictionary def. of *authorised person* amended by S.R. Nos 6/2018 rule 9(b), 88/2018 rule 10(a), 96/2019 rule 13(a), 153/2019 rule 4(Sch. 1 item 26(b)), 21/2025 rule 17(a).

Note

There are other special definitions of ***authorised person*** in rules 203 and 307.

B light means a red, white or yellow B light;

Note

Red B light, ***white B light*** and ***yellow B light*** are defined in this dictionary.

B lights means a device designed to show a B light, or 2 or more B lights at different times;

bicycle means a vehicle with 2 or more wheels that is built to be propelled partly or wholly by human power through a belt, chain or gears (whether or not it has an auxiliary motor), and—

Dictionary def. of *bicycle* amended by S.R. No. 135/2021 rule 99(2).

(a) includes a pedicab, penny-farthing and tricycle; and

(b) includes a power-assisted pedal cycle within the meaning of vehicle standards, as amended from time to time, determined under section 7 of the Motor Vehicle Standards Act 1989 of the Commonwealth; but

(c) does not include an electric personal transporter, an electric scooter, a scooter, wheelchair, wheeled recreational device, wheeled toy, or any vehicle with an auxiliary motor capable of generating a power output over 200 watts (whether or not the motor is operating), other than a vehicle referred to in paragraph (b);

Notes

1 ***Power-assisted pedal cycle*** is defined in the Vehicle Standard (Australian Design Rule – Definitions and Vehicle Categories) 2005 determined under section 7 of the Motor Vehicle Standards Act 1989 of the Commonwealth. The definition of ***power-assisted pedal cycle*** includes pedalecs within the meaning of that Standard.

2 ***Vehicle*** is defined in rule 15. ***Wheelchair***, ***wheeled recreational device*** and ***wheeled toy*** are defined in this dictionary.

Dictionary def. of *bicycle carrier* revoked by S.R. No. 87/2018 rule 17(b).

* * * * *

bicycle crossing light means a green, yellow or red bicycle crossing light;

Note

Green bicycle crossing light, ***yellow bicycle crossing light*** and ***red bicycle crossing light*** are defined in this dictionary.

bicycle crossing lights means a device designed to show a bicycle crossing light, or 2 or more bicycle crossing lights at different times;

Note

Bicycle crossing light is defined in this dictionary.

bicycle hook turn storage area means an area between an intersection and a marked foot crossing, or if there is no marked foot crossing, a stop line, before the intersection that has painted on it one or more bicycle symbols and one or more right traffic lane arrows, and includes any line that delineates the right side of the area, and any line that delineates the left side of the area that is not also a stop line or part of a marked foot crossing and excludes any bicycle storage area;

Notes

1 ***Intersection***, ***bicycle symbol***, ***right traffic lane arrows***, ***marked foot crossing*** and ***stop line*** are defined in this dictionary. ***Hook turns*** are described in rules 34 and 35. ***Motor vehicle*** is defined in the **Road Safety Act 1986**.

2 See example in rule 35.

bicycle lane see rule 153;

bicycle path see rule 239;

bicycle path road marking see rule 239;

bicycle storage area means an area of a road before an intersection with traffic lights—

(a) that has painted on it one or more bicycle symbols; and

(b) that is between two parallel stop lines, regardless of whether the lines are of equal length—

but does not include any stop line;

Note

Intersection, ***traffic lights***, ***bicycle symbol*** and ***stop line*** are defined in this dictionary.

bicycle symbol means a symbol consisting of a picture of a bicycle;

Note

The symbol is, for example, used in a ***bicycle lane sign***, a ***bicycle path sign*** and a ***separated footpath sign***—see Schedule 2.

built-up area, in relation to a length of road, means an area in which either of the following is present for a distance of at least 500 metres or, if the length of road is shorter than 500 metres, for the whole road—

(a) buildings, not over 100 metres apart, on land next to the road;

(b) street lights not over 100 metres apart;

Note

Length of road is defined in this dictionary.

bus lane see rule 154;

Dictionary def. of *bus only lane road marking* inserted by S.R. No. 121/2020 rule 28.

bus only lane road marking means a road marking consisting of the words "bus only";

Note

Road marking is defined in this dictionary.

bus zone see rule 183;

centre of the road, for a driver on a two-way road, means the far right side of the part of the road used by traffic travelling in the same direction as the driver;

changes direction see rule 45;

children's crossing see rule 80;

Dictionary def. of *class A electric scooter* inserted by S.R. No. 12/2026 rule 5(a).

class A electric scooter means a vehicle that—

(a) is designed for use by one person; and

(b) transports a person while the person is—

(i) standing on the vehicle; or

(ii) sitting on a seat that is structurally part of the vehicle or purposely built for and correctly installed on the vehicle; and

(c) has 2 wheels (one in front of the other); and

(d) has a footboard between the front and rear wheels; and

(e) is steered by means of a handlebar; and

(f) has an unladen mass not exceeding 45 kilograms; and

(g) has a maximum speed capability of 25 kilometres per hour when ridden on level ground; and

(h) can be propelled by both of the following—

(i) one or more electric motors;

(ii) a person pushing one foot against the ground;

class B electric scooter means a vehicle that—

Dictionary def. of *class B electric scooter* inserted by S.R. No. 12/2026 rule 5(a).

(a) is designed for use by one person; and

(b) transports a person while the person is—

(i) standing on the vehicle; or

(ii) sitting on a seat that is structurally part of the vehicle or purposely built for and correctly installed on the vehicle; and

(c) has 2 wheels (one in front of the other); and

(d) has a footboard between the front and rear wheels; and

(e) is steered by means of a handlebar; and

(f) has a maximum width of 700 millimetres; and

(g) has an unladen mass greater than 45 kilograms but not exceeding 60 kilograms; and

(h) has a maximum speed capability of 25 kilometres per hour when ridden on level ground; and

(i) can be propelled by both of the following—

(i) one or more electric motors;

(ii) a person pushing one foot against the ground;

Dictionary def. of *class C electric scooter* inserted by S.R. No. 12/2026 rule 5(a).

class C electric scooter means a vehicle that—

(a) is designed for use by one person; and

(b) transports a person while the person is—

(i) standing on the vehicle; or

(ii) sitting on a seat that is structurally part of the vehicle or purposely built for and correctly installed on the vehicle; and

(c) has 3 or more wheels (one or more at the front and one or more at the rear); and

(d) has a footboard between the front and rear wheels; and

(e) is steered by means of a handlebar; and

(f) has a maximum width of 700 millimetres; and

(g) has an unladen mass not exceeding 60 kilograms; and

(h) has a maximum speed capability of 25 kilometres per hour when ridden on level ground; and

(i) can be propelled by both of the following—

(i) one or more electric motors;

(ii) a person pushing one foot against the ground;

coach means a motor vehicle used to convey passengers for hire or reward or in the course of trade or business which is greater than 9·5 metres in length (excluding any trailer attached to it);

combination means a group of vehicles consisting of a motor vehicle connected to one or more vehicles;

Note

Motor vehicle is defined in the **Road Safety Act 1986**. ***Vehicle*** is defined in rule 15.

* * * * *

Dictionary def. of *commercially operated share scheme* inserted by S.R. No. 135/2021 rule 99(1), revoked by S.R. No. 22/2023 rule 10(b).

continuing road, for a T-intersection, means the road (except a road related area) that meets the terminating road at the T-intersection;

Note

Road related area is defined in rule 13. ***Terminating road*** and ***T-intersection*** are defined in this dictionary.

Corporation means the Roads Corporation;

corrections officer means—

(a) an escort officer (within the meaning of the **Corrections Act 1986**); or

(b) any other person who is authorised under the **Corrections Act 1986** to exercise a function or power of an escort officer (within the meaning of the **Corrections Act 1986**) with respect to prisoner transportation under the **Corrections Act 1986**;

corrections vehicle means any motor vehicle driven by a corrections officer who is driving the motor vehicle in the course of their duties as a corrections officer for the purpose of transporting a prisoner;

Note

Corrections officer and ***prisoner*** are defined in this dictionary. ***Motor vehicle*** is defined in the **Road Safety Act 1986**.

Dictionary def. of *Council* amended by S.R. No. 121/2020 rule 16(c).

Council, for a road, road related area, land or place, means the Council (within the meaning of the **Local Government Act 2020**) within the municipal district within which a road, area, land or place or the relevant part of the road, area, land or place is situated;

courier vehicle means a motor bike or other motor vehicle of less than 3 tonnes tare which is operating for the purpose of providing courier services and is clearly identified by a *courier vehicle sign*. The *courier vehicle sign* must appear on both sides of the motor vehicle, or on both sides or the rear of the motor bike and must—

(a) be painted onto the body of the vehicle, excluding windows and roof racks (whether or not permanent); or

(b) consist of letters, symbols or signs which are permanently affixed, other than by magnetic means, to the body of the vehicle, excluding windows and roof racks (whether or not permanent);

Note

Motor bike is defined in this dictionary. ***Motor vehicle*** is defined in the **Road Safety Act 1986**.

courier vehicle sign, for a vehicle, means a sign which includes the word "courier" (with or without other words or symbols), the letters which are—

(a) at least 50 millimetres high; and

(b) of proportional width; and

(c) in clear contrast with the background; and

(d) distinctly legible at a distance of 5 metres;

crash includes—

(a) a collision between 2 or more vehicles; and

(b) any other accident or incident involving a vehicle in which a person is killed or injured, property is damaged, or an animal in someone's charge is killed or injured;

Note

Vehicle is defined in rule 15.

crossing means a children's crossing, level crossing, marked foot crossing or pedestrian crossing;

Note

Children's crossing is defined in rule 80 and ***level crossing*** is defined in rule 120. ***Marked foot crossing*** is defined in this dictionary, ***Pedestrian crossing*** is defined in rule 81.

delivery vehicle means a motor bike or other motor vehicle of less than 3 tonnes tare which is operating for the purpose of providing commercial services and is clearly identified by a *delivery vehicle sign*. The *delivery vehicle sign* must appear on both sides of the motor vehicle, or on both sides or the rear of the motor bike and must—

(a) be painted onto the body of the vehicle; or

(b) consist of letters, symbols or signs which are permanently affixed to the body of the vehicle, other than by magnetic means;

Note

Motor bike is defined in this dictionary. ***Motor vehicle*** is defined in the **Road Safety Act 1986**.

delivery vehicle sign, for a vehicle, means a sign which includes a business name or company name (with or without other words or symbols), in letters which are—

(a) at least 50 millimetres high; and

(b) of proportional width; and

(c) in clear contrast with the background; and

(d) distinctly legible at a distance of 5 metres;

Note

Vehicle is defined in rule 15.

deputy sheriff has the same meaning as in the **Sheriff Act 2009**;

dividing line means a road marking formed by a line, or 2 parallel lines, whether broken or continuous, designed to indicate the parts of the road to be used by vehicles travelling in opposite directions;

Note

Road marking is defined in this dictionary, and ***vehicle*** is defined in rule 15.

dividing strip means an area or structure that divides a road lengthways, but does not include a nature strip, bicycle path, footpath or shared path;

Note

Bicycle path is defined in rule 239. ***Footpath*** and ***nature strip*** are defined in this dictionary. ***Shared path*** is defined in rule 242.

drive includes be in control of;

driver see rules 16 and 19;

driver's vehicle, for a driver, means the vehicle being driven by the driver;

EastLink has the same meaning as it has in section 3(1) of the **EastLink Project Act 2004**;

EastLink Corporation means the Freeway Corporation within the meaning of section 3(1) of the **EastLink Project Act 2004**;

edge line, for a road, means a line marked along the road at or near the far left or far right side of the road (except any road related area of the road);

electric personal transporter means a vehicle designed for use by one person that—

(a) has 2 wheels that operate on a single axis; and

(b) is designed to be self-balancing while a person is using it; and

(c) is propelled by an electric motor; and

(d) is steered by means of a handlebar; and

(e) has a maximum speed of 25 kilometres per hour; and

(f) is fitted with a device that can limit the maximum speed to 10 kilometres per hour; and

(g) has a maximum width of 850 millimetres; and

(h) has a maximum weight of 60 kilograms when not carrying a person or any load;

electric personal transporter route means a route consisting of specified roads and road related areas that is specified as an electric personal transporter route by notice under rule 244C(1)(a);

electric personal transporter tour means a commercially organised and supervised tour using electric personal transporters for tourism purposes;

electric personal transporter use area means an area that is specified as an electric personal transporter use area by notice under rule 244C(1)(b);

electric scooter means—

(a) a class A electric scooter; or

(b) a class B electric scooter; or

(c) a class C electric scooter;

Dictionary def. of *electric scooter* inserted by S.R. No. 135/2021 rule 99(1), amended by S.R. No. 22/2023 rule 10(a), substituted by S.R. Nos 101/2024 rule 12, 12/2026 rule 5(b).

* * * * *

Dictionary def. of *electric scooter use area* inserted by S.R. No. 135/2021 rule 99(1), revoked by S.R. No. 22/2023 rule 10(b).

Emergency Management Commissioner means the person appointed as Emergency Management Commissioner under the **Emergency Management Act 2013**;

emergency stopping lane see rule 95;

Dictionary def. of *emergency vehicle* amended by S.R. Nos 121/2020 rule 16(b), 21/2025 rule 17(b).

emergency vehicle, for a provision of these Rules, means any of the following—

(a) a vehicle operated by or on behalf of and under the control of—

(i) an ambulance service created under section 23 of the **Ambulance Services Act 1986** or listed in Schedule 1 to that Act; or

(ii) an ambulance service created under a law in force in another State or in a Territory of the Commonwealth;

(b) a vehicle operated as an ambulance by the Australian Defence Force;

(c) a vehicle operated by or on behalf of and under the control of—

(i) Fire Rescue Victoria established by section 6 of the **Fire Rescue Victoria Act 1958**; or

(ii) the Country Fire Authority appointed under section 6 of the **Country Fire Authority Act 1958**; or

(iii) a fire service established by, or appointed under, a law in force in another State or in a Territory of the Commonwealth;

(d) a fire service unit under the control of—

(i) the Department of Energy, Environment and Climate Action; or

(ii) the Australian Defence Force;

(e) a vehicle under the control of the Emergency Management Commissioner;

(f) a vehicle under the control of the Victoria State Emergency Service established by section 28 of the **Victoria State Emergency Service Act 2005**;

(g) a vehicle being used to convey a member of the Australian Army engaged in connection with emergency ordnance disposal procedures;

(h) a vehicle under the control of the Shepparton Search and Rescue Squad Inc. or the Echuca and Moama Search and Rescue Squad Inc.;

(i) a vehicle under the control of Airservices Australia;

Note

Emergency Management Commissioner and ***Airservices Australia*** are defined in this dictionary.

emergency worker, for a provision of these Rules, means—

(a) the driver of, or passenger in, an emergency vehicle being operated or used in connection with the performance by that person of emergency services in the course of duty (paid or voluntary), whether in relation to a fire or a medical or other emergency; or

(b) a pedestrian performing emergency services in the course of duty (paid or voluntary), whether in relation to a fire or a medical or other emergency;

Dictionary def. of *end bus only lane road marking* inserted by S.R. No. 121/2020 rule 28.

end bus only lane road marking means a road marking consisting of the words "end bus only";

Note

Road marking is defined in this dictionary.

Dictionary def. of *enforcement vehicle* substituted by S.R. No. 88/2018 rule 10(b), amended by S.R. Nos 96/2019 rule 13(b), 153/2019 rule 4(Sch. 1 item 26(c)(d)), 21/2025 rule 17(c)(d).

enforcement vehicle means a vehicle being used to convey an authorised officer within the meaning of the Heavy Vehicle National Law (Victoria), an employee in the Department of Transport and Planning or a person employed in Safe Transport Victoria engaged in connection with the enforcement of the—

(a) **Accident Towing Services Act 2007**; or

(b) **Bus Safety Act 2009**; or

(c) **Commercial Passenger Vehicle Industry Act 2017**; or

(d) Heavy Vehicle National Law (Victoria); or

(e) **Rail Safety (Local Operations) Act 2006**; or

(f) Rail Safety National Law (Victoria); or

(g) **Road Management Act 2004**; or

(h) **Road Safety Act 1986**; or

(i) **Transport (Compliance and Miscellaneous) Act 1983**;

Note

Safe Transport Victoria is defined in the **Road Safety Act 1986**.

enforcement vehicle worker means the driver of, or passenger in, an enforcement vehicle;

enter an intersection or crossing, for the driver of a vehicle or a train, means enter the intersection or crossing with any part of the vehicle or train;

Note

Crossing and ***intersection*** are defined in this dictionary. ***Vehicle*** is defined in rule 15.

escort vehicle has the same meaning as it has in regulation 5 of the Road Safety (Vehicles) Regulations 2021 or section 5 of the Heavy Vehicle National Law (Victoria);

Dictionary def. of *escort vehicle* amended by S.R. No. 21/2025 rule 17(e).

escort vehicle worker means the driver of, or passenger in, an escort vehicle;

Extension corporation has the same meaning as it has in section 3 of the **Melbourne City Link Act 1995**;

Extension road has the same meaning as it has in section 3 of the **Melbourne City Link Act 1995**;

footpath, except in rule 13(1), means an area open to the public that is designated for, or has as one of its main uses, use by pedestrians;

Note

Rule 13 defines ***road related area***.

freeway see rule 177;

front fog light see rule 217;

give way, for a driver or pedestrian, means—

(a) if the driver or pedestrian is stopped—remain stationary until it is safe to proceed; or

(b) in any other case—slow down and, if necessary, stop to avoid a collision;

give way line means a broken line that is marked across all or part of a road and is not part of a marked foot crossing;

Notes

1 ***Marked foot crossing*** is defined in this dictionary.

2 There is an example of a give way line in rule 69.

green bicycle crossing light means an illuminated green bicycle symbol as shown in the diagram in Schedule 4;

Note

Bicycle symbol is defined in this dictionary.

green pedestrian light means—

(a) an illuminated green pedestrian symbol; or

(b) the word "walk" illuminated in green (whether or not flashing);

Note

Green pedestrian symbol is defined in this dictionary.

green pedestrian symbol means a symbol consisting of a picture of a pedestrian as shown in the diagram in green in Schedule 4;

green traffic arrow means an illuminated green arrow;

green traffic light means an illuminated green disc;

halfway around, for a roundabout, see rule 110;

Dictionary def. of *hazard warning lights* amended by S.R. No. 21/2025 rule 17(f).

hazard warning lights means a pair of yellow direction indicator lights fitted to a vehicle in accordance with the standards for registration within the meaning of the Road Safety (Vehicles) Regulations 2021 or the heavy vehicle standards under the Heavy Vehicle National Law (Victoria) that display regular flashes of light at the same time, and at the same rate, as each other, but does not include warning lights fitted, in accordance with those standards, to a bus used for carrying children;

Note

Bus is defined in the **Road Safety Act 1986**. ***Vehicle*** is defined in rule 15.

Dictionary def. of *Head, Transport for Victoria* inserted by S.R. No. 6/2018 rule 9(a).

Head, Transport for Victoria has the same meaning as in section 3 of the **Transport Integration Act 2010**;

high-beam, for a headlight fitted to a vehicle, means that the headlight is built or adjusted so, when the vehicle is standing on level ground, the top of the main beam of light projected is above the headlight's low-beam;

Note

Low-beam is defined in this dictionary, and ***vehicle*** is defined in rule 15.

hook turn see rules 34 and 35;

incident response service vehicle means a vehicle that is operated for the purposes of responding to incidents by or on behalf of—

Dictionary def. of *incident response service vehicle* amended by S.R. Nos 153/2019 rule 4(Sch. 1 item 26(e)(f)), 102/2025 rule 3(a)(b).

(a) the Head, Transport for Victoria in relation to a freeway or arterial road for which the Head, Transport for Victoria is the responsible road authority; and

(b) the EastLink Corporation in relation to EastLink; and

(c) the Link corporation in relation to the Link road; and

(d) the Extension corporation in relation to the Extension road; and

(e) the Peninsula Link Freeway Corporation in relation to the Peninsula Link Freeway; and

(f) the West Gate Tunnel Corporation or the West Gate Tunnel operator in relation to the West Gate Tunnel tollway;

Note

Arterial road, ***EastLink***, ***EastLink Corporation***, ***Extension corporation***, ***Extension road***, ***Head, Transport for Victoria***, ***Link corporation***, ***Link road***, ***Peninsula Link Freeway***, ***Peninsula Link Freeway Corporation***, ***West Gate Tunnel Corporation***, ***West Gate Tunnel operator*** and ***West Gate Tunnel tollway*** are defined in this dictionary.

intersection means the area where 2 or more roads (except any road related area) meet, and includes—

(a) any area of the roads where vehicles travelling on different roads might collide; and

(b) the place where any slip lane between the roads meets the road into which traffic on the slip lane may turn—

but does not include any road related area;

Note

Road is defined in rule 12, ***road related area*** is defined in rule 13, ***slip lane*** is defined in this dictionary, and ***vehicle*** is defined in rule 15.

keep clear marking see rule 96;

land includes premises or a part of premises;

lane filtering means when the rider of a motor cycle rides along a length of road between—

(a) two adjacent lines of traffic travelling in the same direction as the motor cycle; or

(b) two vehicles (regardless of whether the rider remains within a single marked lane) and each vehicle is travelling in—

(i) the same direction as the motor cycle; and

(ii) separate, but adjacent, marked lanes; or

(c) a vehicle travelling in the same direction as the motor cycle and an adjacent parked vehicle or line of parked vehicles—

but does not include overtaking.

Note

Length of road, ***line of traffic***, ***marked lane*** and ***overtake*** are defined in this dictionary. ***Motor cycle*** is defined in the **Road Safety Act 1986**.

Dictionary def. of *large vehicle* inserted by S.R. No. 111/2021 rule 17(1).

large vehicle means—

(a) a bus; or

(b) a motor vehicle (other than a bus) that is being used as a single unit and has a GVM greater than 15 tonnes; or

(c) a motor vehicle (other than a bus) that is being used in combination with one or more trailers and has a GCM greater than 15 tonnes;

learner driver has the same meaning as in the Road Safety (Drivers) Regulations 2019;

Dictionary def. of *learner driver* amended by S.R. No. 121/2019 rule 7(a).

left, for a person or in relation to something, see rule 351(1) and (3);

left change of direction signal means a change of direction signal given in accordance with rule 47;

left traffic lane arrows means traffic lane arrows applying to a marked lane that indicate only a direction to the left;

Note

Marked lane and ***traffic lane arrows*** are defined in this dictionary.

length, of road, includes—

(a) a marked lane or a part of a marked lane; and

(b) another part of a length of road;

Note

Marked lane is defined in this dictionary.

level crossing see rule 120;

line of traffic means—

(a) 2 or more vehicles travelling in line along a road (whether or not the vehicles are actually moving, but not including vehicles in a marked lane); or

(b) a single vehicle, other than a vehicle that is part of a line of traffic under paragraph (a), that is travelling along a road (whether or not the vehicle is actually moving, but not including a vehicle in a marked lane);

Examples

1 A vehicle travelling along a road (except in a marked lane) in line behind another vehicle (the ***leading vehicle***) forms part of a line of traffic with the leading vehicle.

2 A vehicle travelling along a road (except in a marked lane) with no other vehicles in the vicinity constitutes a line of traffic by itself.

3 Two vehicles travelling in the same direction on a road (except in a marked lane), but not in line, are 2 lines of traffic.

Link corporation has the same meaning as it has in section 3 of the **Melbourne City Link Act 1995**;

Link road has the same meaning as it has in section 3 of the **Melbourne City Link Act 1995**;

loading zone see rule 179;

low-beam, for a headlight fitted to a vehicle, means that the headlight is built or adjusted so, when the vehicle is standing on level ground, the top of the main beam of light projected is—

(a) not higher than the centre of the headlight, when measured 8 metres in front of the vehicle; and

(b) not over 1 metre higher than the level where the vehicle is standing, when measured 25 metres in front of the vehicle;

Note

Vehicle is defined in rule 15.

mail zone see rule 186;

marked foot crossing means an area of a road—

(a) at a place with pedestrian lights facing pedestrians crossing the road and traffic lights facing vehicles driving on the road; and

(b) indicated by a different road surface, or between 2 parallel continuous or broken lines, or rows of studs or markers, on the road surface substantially from one side of the road to the other;

Example of a different road surface

The area of road could be indicated by brick paving across a bitumen road.

Note

Pedestrian lights and ***traffic lights*** are defined in this dictionary. ***Vehicle*** is defined in rule 15.

marked lane means an area of a road marked by continuous or broken lines, or rows of studs or markers, on the road surface that is designed for use by a single line of vehicles;

Note

Vehicle is defined in rule 15.

mechanical signalling device means a device fitted to a vehicle in accordance with the standards for registration within the meaning of the Road Safety (Vehicles) Regulations 2021 or the heavy vehicle standards under the Heavy Vehicle National Law (Victoria);

Dictionary def. of *mechanical signalling device* amended by S.R. No. 21/2025 rule 17(g).

median strip means a dividing strip designed or developed to separate vehicles travelling in opposite directions;

Note

Dividing strip is defined in this dictionary, and ***vehicle*** is defined in rule 15.

median strip parking area means a parking area on or in a median strip;

Note

Parking area is defined in this dictionary.

minibus zone see rule 184;

mobile digital RSC has the same meaning as in the Road Safety (General) Regulations 2019[6];

Dictionary def. of *mobile digital RSC* inserted by S.R. No. 11/2026 rule 6.

motor bike means a motor vehicle with 2 wheels, and includes—

(a) a two-wheeled motor vehicle with a sidecar attached to it that is supported by a third wheel; and

(b) a motor vehicle with 3 wheels that is ridden in the same way as a motor vehicle with 2 wheels;

Note

Motor vehicle is defined in the **Road Safety Act 1986**.

Dictionary def. of *motor cycle licence* amended by S.R. No. 121/2019 rule 7(b).

motor cycle licence see regulation 6(1)(a) of the Road Safety (Drivers) Regulations 2019;

multi-lane road, for a driver, means a one-way road, or a two-way road, with 2 or more marked lanes (except bicycle lanes) that are—

(a) on the side of the dividing line or median strip where the driver is driving; and

(b) for the use of vehicles travelling in the same direction;

Note

Bicycle lane is defined in rule 153. ***Dividing line***, ***marked lane***, ***median strip***, ***one-way road*** and ***two-way road*** are defined in this dictionary. ***Vehicle*** is defined in rule 15.

Dictionary def. of *municipal district* amended by S.R. No. 121/2020 rule 16(d).

municipal district has the same meaning as in the **Local Government Act 2020**;

nature strip, except in rule 13(1), means an area between a road (except a road related area) and adjacent land, but does not include the shoulder of a road or a bicycle path, footpath or shared path;

Notes

1 ***Adjacent land*** and ***footpath*** are defined in this dictionary. ***Bicycle path*** is defined in rule 239, ***road*** and ***shoulder*** are defined in rule 12 and ***shared path*** is defined in rule 242.

2 Rule 13 defines a ***road related area***.

night means the period between sunset on one day and sunrise on the next day;

no bicycles road marking means a road marking consisting of a bicycle symbol with a diagonal line across it, or the words "no bicycles", or both the symbol and the words;

Note

Bicycle symbol and ***road marking*** are defined in this dictionary.

obstruction includes a traffic hazard, but does not include a vehicle only because the vehicle is stopped in traffic or is travelling more slowly than other vehicles;

Note

Vehicle is defined in rule 15.

oncoming vehicle, for a driver, means a vehicle approaching the driver travelling in the opposite direction to the direction in which the driver is driving;

Note

Vehicle is defined in rule 15.

one-way road means a road with one or more marked lanes, all of which are for the use of vehicles travelling in the same direction;

Note

Marked lane is defined in this dictionary, and ***vehicle*** is defined in rule 15.

overhead lane control device means an overhead lane control sign or signal;

overhead lane control sign means a traffic sign displaying a red diagonal cross that is installed on a structure over a road or part of a road;

Note

Traffic sign is defined in this dictionary.

overhead lane control signal means—

(a) an illuminated red diagonal cross (whether or not flashing); or

(b) an illuminated white, green or yellow arrow pointing downwards or indicating one or more directions; or

(c) an illuminated speed-limit sign;

overhead lane control signals means a device on a structure over a road, or part of a road, that is designed to display an overhead lane control signal, or 2 or more overhead lane control signals;

Dictionary def. of *oversize vehicle* amended by S.R. No. 21/2025 rule 17(h).

oversize vehicle means a class O vehicle within the meaning of the Road Safety (Vehicles) Regulations 2021 or a class 1 heavy vehicle within the meaning of the Heavy Vehicle National Law (Victoria);

Note

Vehicle is defined in rule 15.

overtake, for a driver, means the action of—

(a) approaching from behind another driver travelling in the same marked lane or line of traffic; and

(b) moving into an adjacent marked lane or part of the road on which there is room for a line of traffic (whether or not the lane or part of the road is for drivers travelling in the same direction); and

(c) passing the other driver while travelling in the adjacent marked lane or line of traffic;

Note

Marked lane is defined in this dictionary.

painted island means an area of a road—

(a) that has painted on it stripes or chevrons in white or another colour that contrasts with the colour of the road; and

(b) that is surrounded either—

(i) by a line or lines (whether broken or continuous); or

(ii) partly by a combination of a line or lines (whether broken or continuous) and partly by a kerb or by a structure on or next to the road;

park, in Part 12 and for a driver, includes stop and allow the driver's vehicle to stay (whether or not the driver leaves the vehicle);

Notes

1 ***Driver's vehicle*** is defined in this dictionary.

2 Part 12 deals with restrictions on stopping and parking.

parking area means a length of road or area designed for parking vehicles;

Note

Vehicle is defined in rule 15.

parking area for people with disabilities see rule 203;

parking bay means an area for parking a single vehicle (other than a combination) that is indicated by—

(a) road markings consisting of lines, studs or other similar devices; or

(b) a different road surface;

Note

Combination and ***road marking*** are defined in this dictionary. ***Vehicle*** is defined in rule 15.

parking control sign means any of the following—

(a) a *bicycle parking sign*;

(b) a *bus zone sign*;

(c) a *clearway sign*;

(d) a *loading zone sign*;

(e) a *mail zone sign*;

(f) a *minibus zone sign*;

(g) a *motor bike parking sign*;

(h) a *no parking sign*;

(i) a *no stopping sign*;

(j) a *people with disabilities parking sign*;

(k) a *permissive parking sign*;

(l) a *permit zone sign*;

(m) a *taxi zone sign*;

(n) a *truck zone sign*;

(o) a *works zone sign*;

Dictionary def. of *parking permit for people with disabilities* amended by S.R. No. 153/2019 rule 4(Sch. 1 item 26(g)).

parking permit for people with disabilities means a parking permit issued by a Council in accordance with the Code for the Disabled Persons Parking Scheme as published by the Secretary in the Government Gazette from time to time, or a similar permit issued in another jurisdiction, that includes a people with disabilities symbol;

Note

People with disabilities symbol is defined in this dictionary.

part of the road used by the main body of moving vehicles means the area of the road, except—

(a) any road related area; and

(b) if the road has one or more service roads—the area of any service road;

Notes

1 ***Road related area*** is defined in rule 13. ***Service road*** is defined in this dictionary.

2 A ***road related area*** includes any shoulder of the road—see rule 13.

pedestrian see rule 18;

pedestrian crossing see rule 81;

pedestrian lights means a device designed to show, at different times, a green or red pedestrian light;

Note

Green pedestrian light and ***red pedestrian light*** are defined in this dictionary.

pedestrian symbol means a symbol consisting of a picture of a pedestrian;

Note

The symbol is, for example, used in a ***separated footpath sign***—see Schedule 2.

Peninsula Link Freeway has the same meaning as it has in section 3(1) of the **Road Management Act 2004**;

Peninsula Link Freeway Corporation has the same meaning as it has in section 134C of the **Road Management Act 2004**;

people with disabilities road marking see rule 203;

people with disabilities symbol means a picture of a person seated in a wheelchair as shown in the diagrams in Schedule 4;

permit zone see rule 185;

police custody officer has the same meaning as in the **Victoria Police Act 2013**;

police custody officer vehicle means any motor vehicle driven by a police custody officer who is driving the vehicle in the course of their duties as a police custody officer;

Note

Police custody officer is defined in the dictionary. ***Motor vehicle*** is defined in the **Road Safety Act 1986**.

police officer has the same meaning as in the **Victoria Police Act 2013**;

police vehicle, for a provision of these Rules, means any vehicle driven by a person who is—

(a) a police officer; and

(b) driving the vehicle in the course of their duties as a police officer;

Notes

1 ***Police officer*** is defined in this dictionary. ***Vehicle*** is defined in rule 15.

2 ***Drive*** includes be in control of—see the definition in this dictionary.

Dictionary def. of *portable warning triangle* amended by S.R. No. 153/2019 rule 4(Sch. 1 item 26(h)).

portable warning triangle means a portable warning triangle of a type that is approved, for the purposes of these Rules, by the Secretary under rule 407(g) and that is capable of—

(a) producing a clear red warning light visible at a distance of 200 metres from the device; or

(b) showing a red reflection of light from a headlamp attached to a motor vehicle approaching the portable device between sunset and sunrise visible 200 metres from the device;

Note

Motor vehicle is defined in the **Road Safety Act 1986**.

postal vehicle, for a provision of these Rules, means a vehicle driven by a person who is—

(a) a postal worker; and

(b) driving the vehicle in the course of their duties as a postal worker;

Notes

1 ***Postal worker*** is defined in this dictionary. ***Vehicle*** is defined in rule 15.

2 ***Drive*** includes be in control of—see the definition in this dictionary.

postal worker, for a provision of these Rules, means a person who delivers letters, mail and parcels within Australia, on behalf of Australia Post, as an employee or as a contractor;

prisoner has the same meaning as in the **Corrections Act 1986**;

probationary driver licence has the same meaning as in section 3(1) of the **Road Safety Act 1986**;

public bus means a bus operated for the purposes of—

Dictionary def. of *public bus* amended by S.R. Nos 111/2021 rule 17(2), 21/2025 rule 17(i).

(a) a regular passenger service within the meaning of the **Bus Services Act 1995**; or

(b) a school bus service within the meaning of the Bus Safety Regulations 2020; or

(c) a bus service operating along a fixed route on a regular basis for the purpose of transporting students to or from a post-secondary education institution within the meaning of the **Education and Training Reform Act 2006** by or on behalf of—

(i) the Department of Education; or

(ii) a post-secondary education institution;

Note

Bus is defined in the **Road Safety Act 1986**.

public holiday, for a place, means a public holiday appointed under the **Public Holidays Act 1993**;

public minibus, for a provision of these Rules, means a motor vehicle—

Dictionary def. of *public minibus* amended by S.R. No. 21/2025 rule 17(j).

(a) operated as a commercial minibus service within the meaning of the **Bus Safety Act 2009**; and

(b) providing a regular passenger service under a service contract within the meaning of the **Bus Services Act 1995** or providing a public transport service pursuant to a service contract with the Head, Transport for Victoria;

Note

Motor vehicle is defined in the **Road Safety Act 1986**.

* * * * *

Dictionary def. of *Public Transport Development Authority* revoked by S.R. No. 21/2025 rule 17(k).

red B light means an illuminated red B;

red bicycle crossing light means an illuminated red bicycle symbol (whether or not flashing) as shown in the diagram in Schedule 4;

Note

Bicycle symbol is defined in this dictionary.

red pedestrian light means—

(a) an illuminated red pedestrian symbol (whether or not flashing); or

(b) the words "dont walk" illuminated in red (whether or not flashing);

Note

Red pedestrian symbol is defined in this dictionary.

red pedestrian symbol means a symbol consisting of a picture of a pedestrian as shown in the diagram in red in Schedule 4;

red T light means an illuminated red T;

red traffic arrow means an illuminated red arrow;

red traffic light means an illuminated red disc;

Dictionary def. of *registered health practitioner* inserted by S.R. No. 121/2020 rule 16(a).

registered health practitioner means an individual registered under the Health Practitioner Regulation National Law to practise in a health profession (other than as a student);

registered medical practitioner means a person registered under the Health Practitioner Regulation National Law to practise in the medical profession (other than as a student);

Dictionary def. of *relocatable digital RSC* inserted by S.R. No. 7/2023 rule 17.

relocatable digital RSC has the same meaning as in the Road Safety (General) Regulations 2019;

ride, for the rider of a motor bike or animal-drawn vehicle, includes be in control of;

Note

Motor bike is defined in this dictionary.

rider see rule 17;

right, for a person or in relation to something, see rule 351(2) and (3);

right change of direction signal means a change of direction signal given in accordance with rule 49;

right traffic lane arrows means traffic lane arrows applying to a marked lane that indicate only a direction to the right;

Note

Marked lane and ***traffic lane arrows*** are defined in this dictionary.

road see rules 11(2) and 12;

road marking means a word, figure, symbol, mark, line, raised marker or stud, or something else, on the surface of a road to direct or warn traffic, but does not include a painted island;

Note

Painted island is defined in this dictionary.

road related area see rule 13;

road user see rule 14;

roundabout see rule 109;

safety zone see rule 162;

scooter see rule 244A;

Secretary has the same meaning as in section 3 of the **Transport Integration Act 2010**;

Dictionary def. of *Secretary* inserted by S.R. No. 153/2019 rule 4(Sch. 1 item 26(i)).

secure services vehicle means any vehicle used to transport a child or youth to or from a secure welfare service, youth justice centre or youth residential centre as defined in the **Children, Youth and Families Act 2005**;

separated footpath see rule 239;

separated footpath road marking see rule 239;

service road means the part of a road that—

(a) is separated from other parts of the road by a dividing strip that is not designed or developed, wholly or mainly, to separate vehicles travelling in opposite directions; and

(b) is—

(i) designed or developed to be used, wholly or mainly, by traffic servicing adjacent land; or

(ii) indicated to be a service road by information on or with a traffic control device on the road;

Note

Adjacent land, ***dividing strip***, ***traffic***, ***traffic control device*** and ***with*** are defined in this dictionary. ***Vehicle*** is defined in rule 15.

shared path see rule 242;

shared zone see rule 24;

sheriff has the same meaning as in the **Sheriff Act 2009**;

sheriff's officer has the same meaning as in the **Sheriff Act 2009**;

Dictionary def. of *sheriff's vehicle* amended by S.R. No. 121/2020 rule 16(e).

sheriff's vehicle means any motor vehicle driven by a sheriff's officer who is driving the vehicle in the course of their duties as a sheriff's officer;

Note

Sheriff's officer is defined in this dictionary. ***Motor vehicle*** is defined in the **Road Safety Act 1986**.

shoulder see rule 12;

slip lane means an area of road for vehicles turning left that is separated, at some point, from other parts of the road by a painted island or traffic island, but not by a median strip;

Note

Median strip, ***painted island*** and ***traffic island*** are defined in this dictionary. ***Vehicle*** is defined in rule 15.

special purpose lane means a marked lane, or the part of a marked lane, that is a bicycle lane, bus lane, emergency stopping lane, tram lane, transit lane or truck lane;

Note

Bicycle lane is defined in rule 153, ***bus lane*** is defined in rule 154 and ***emergency stopping lane*** is defined in rule 95. ***Marked lane*** is defined in this dictionary. ***Tram lane*** is defined in rule 155, ***transit lane*** is defined in rule 156 and ***truck lane*** is defined in rule 157.

speed-limited area see rule 22;

stop, in Part 12 and for a driver, includes park, but does not include stop to reverse the driver's vehicle into a parking bay or other parking space;

Notes

1 ***Driver's vehicle***, ***park*** and ***parking bay*** are defined in this dictionary.

2 Part 12 deals with restrictions on stopping and parking.

stop line means a continuous line that—

(a) is marked across all or part of a road; and

(b) is not part of a marked foot crossing, a keep clear marking or a bicycle storage area for hook turns;

Notes

1 ***Keep clear marking*** is defined in rule 96. ***Marked foot crossing*** is defined in this dictionary.

2 There is an example of a stop line in rule 67.

straight ahead includes substantially straight ahead;

T-intersection means an intersection, other than a roundabout, where 2 roads meet (whether or not at right angles) and one of the roads ends;

Note

Intersection is defined in this dictionary.

T light means a red, white or yellow T light;

Note

Red T light, ***white T light*** and ***yellow T light*** are defined in this dictionary.

T lights means a device designed to show a T light, or 2 or more T lights at different times;

Dictionary def. of *taxi* substituted by S.R. No. 88/2018 rule 10(c).

taxi means a commercial passenger vehicle that is compliant (as defined in regulation 9(4) of the Commercial Passenger Vehicle Industry Regulations 2018) and that is being used to provide a commercial passenger vehicle service in accordance with the **Commercial Passenger Vehicle Industry Act 2017** and the regulations made under that Act;

Dictionary def. of *Taxi Services Commission* revoked by S.R. No. 88/2018 rule 10(d).

* * * * *

taxi zone see rule 182;

terminating road, for a T-intersection, means—

(a) if a road (except a road related area) at the intersection is designated by traffic signs or road markings, or in another way, as a road that ends at the intersection—that road; or

(b) in any other case—a road (except a road related area) that ends at the intersection;

Note

Road is defined in rule 12 and ***road related area*** is defined in rule 13. ***T-intersection*** is defined in this dictionary.

tow truck has the same meaning as it has in section 3(1) of the **Accident Towing Services Act 2007**;

tractor means a motor vehicle that is a tractor by virtue of a declaration under section 3(2)(c) of the **Road Safety Act 1986**;

Note

Motor vehicle is defined in the **Road Safety Act 1986**.

traffic includes vehicles and pedestrians;

Note

Pedestrian is defined in rule 18 and ***vehicle*** is defined in rule 15.

traffic arrow means a green, white or red traffic arrow, or a yellow traffic arrow (whether or not flashing);

Note

Green traffic arrow, ***red traffic arrow***, ***white traffic arrow*** and ***yellow traffic arrow*** are defined in this dictionary.

traffic arrows means a device designed to show a traffic arrow, or 2 or more traffic arrows at different times;

traffic control device means a traffic sign, road marking, traffic signals, or another device, to direct or warn traffic on, entering or leaving a road;

Note

Various terms used in this definition are defined in this dictionary.

traffic island means a structure on a road to direct traffic, but does not include a road marking or painted island;

Note

Painted island and ***road marking*** are defined in this dictionary.

traffic lane arrows means a traffic sign, road marking or device that displays arrows indicating one or more directions and is designed to apply to one or more marked lanes, but does not include traffic arrows;

Note

Marked lane, ***road marking***, ***traffic arrow*** and ***traffic sign*** are defined in this dictionary.

traffic light means a green traffic light, or a red or yellow traffic light (whether or not flashing);

Note

Green traffic light, ***red traffic light*** and ***yellow traffic light*** are defined in this dictionary.

traffic lights means a device designed to show a traffic light, or 2 or more traffic lights in a vertical arrangement and at different times, and includes any traffic arrows installed with or near the device;

traffic lights pole means a pole or other structure on which traffic lights are installed;

traffic-related item means any of the following—

(a) a *do not overtake turning vehicle sign*;

(b) a *give way to buses sign*;

(c) a fire hydrant indicator or fire plug indicator;

Note

Examples of a fire hydrant indicator and fire plug indicator are shown in Schedule 4.

traffic sign means a board, plate, screen, or another device, whether or not illuminated, displaying words, figures, symbols or anything else to direct or warn traffic on, entering or leaving a road, and includes a children crossing flag, a *hand-held stop sign*, a parking control sign and a variable illuminated message sign, but does not include traffic signals;

Note

Various terms used in this definition are defined in this dictionary.

traffic signals means B lights, bicycle crossing lights, overhead lane control signals, pedestrian lights, T lights, traffic arrows, traffic lights, or twin red or yellow lights;

Note

Various terms used in this definition are defined in this dictionary.

trailer means a vehicle that is built to be towed, or is towed, by a motor vehicle, but does not include a motor vehicle that is being towed;

Note

Motor vehicle is defined in the **Road Safety Act 1986**. ***Vehicle*** is defined in rule 15.

tram includes a reference to a light rail vehicle;

tram lane see rule 155;

tram recovery vehicle means a vehicle used by a tram operator to access and recover disabled trams or to resolve incidents on a tram for which the tram operator is responsible;

tram stop means a place on a road at which there is a sign indicating that trams will stop to enable people to get on or off;

tram tracks includes a rail designed for a light rail vehicle to run on;

tramway see rule 155A;

transit lane see rule 156;

travel on, for an electric personal transporter, means to be in control of the electric personal transporter;

travelling along tram tracks, for a bus, means being driven along the area where the tram tracks are laid on behalf of a body to whom the tram tracks are leased;

Note

Bus is defined in the **Road Safety Act 1986**. ***Tram tracks*** is defined in this dictionary.

trolley includes a shopping trolley and any other kind of handcart;

truck means a rigid motor vehicle that is principally constructed as a load carrying vehicle. However, a reference in these Rules to a truck does not include a reference to—

(a) a motor vehicle, other than a prime mover, with a GVM not greater than 4·5 tonnes; or

(b) a prime mover with a GCM not greater than 4·5 tonnes; or

(c) a bus, tram or tractor;

Note

Bus, ***GCM***, ***GVM***, ***motor vehicle*** and ***prime mover*** are defined in the **Road Safety Act 1986**. ***Tram*** and ***tractor*** are defined in this dictionary.

truck lane see rule 157;

truck zone see rule 180;

turn line means a road marking, at an intersection, consisting of a line (whether broken or continuous) that is designed to indicate how a turn is to be made at the intersection;

turning lane means a marked lane, or the part of a marked lane, for vehicles travelling in one direction to which—

(a) a *left turn only sign* or a *left lane must turn left sign* applies or left traffic lane arrows apply; or

(b) a *right turn only sign* or a *right lane must turn right sign* applies or right traffic lane arrows apply; or

(c) a *U-turn permitted sign* applies or U-turn traffic lane arrows apply;

Note

Left traffic lane arrows, ***marked lane***, ***right traffic lane arrows***, ***U-turn*** and ***U-turn traffic lane arrows*** are defined in this dictionary. ***Vehicle*** is defined in rule 15.

twin red lights means a device showing, in a horizontal or diagonal arrangement, 2 illuminated red discs that flash alternately;

twin yellow lights means a device showing, in a horizontal or diagonal arrangement, 2 illuminated yellow discs that flash alternately;

two-way road means a road for use by vehicles travelling in opposite directions;

Note

Vehicle is defined in rule 15.

U-turn means a turn made by a driver so that the driver's vehicle faces in approximately the opposite direction from which it was facing immediately before the turn was made, but does not include a turn made at a roundabout;

Note

Driver's vehicle is defined in this dictionary. ***Roundabout*** is defined in rule 109.

U-turn traffic lane arrows means traffic lane arrows applying to a marked lane that indicate only a U-turn direction;

Note

U-turn is defined in this dictionary.

UN 22 means United Nations Economic Commission for Europe Regulation No. 22, 'Uniform Provisions Concerning the Approval of Protective Helmets and their Visors for Drivers and Passengers of Motor Cycles and Mopeds';

Dictionary def. of *UN 22* inserted by S.R. No. 87/2018 rule 17(a).

variable illuminated message device means a device designed to display, and to change or turn off from time to time by electronic or optical means, illuminated words, figures, symbols, or anything else, to direct or warn traffic on, entering or leaving a road, but does not include traffic signals;

Note

Traffic is defined in this dictionary.

variable illuminated message sign means the illuminated words, figures, symbols, or other things, displayed at any relevant time on a variable illuminated message device;

vehicle see rule 15;

Dictionary def. of *vehicle sharing scheme* inserted by S.R. No. 12/2026 rule 5(a).

vehicle sharing scheme has the same meaning as in Part VIA of the **Transport (Compliance and Miscellaneous) Act 1983**;

Dictionary def. of *West Gate Tunnel Corporation* inserted by S.R. No. 102/2025 rule 3(c).

West Gate Tunnel Corporation has the same meaning as it has in section 3 of the **West Gate Tunnel (Truck Bans and Traffic Management) Act 2019**;

Dictionary def. of *West Gate Tunnel operator* inserted by S.R. No. 102/2025 rule 3(c).

West Gate Tunnel operator has the same meaning as it has in section 3 of the **West Gate Tunnel (Truck Bans and Traffic Management) Act 2019**;

Dictionary def. of *West Gate Tunnel tollway* inserted by S.R. No. 102/2025 rule 3(c).

West Gate Tunnel tollway has the same meaning as it has in section 3 of the **West Gate Tunnel (Truck Bans and Traffic Management) Act 2019**;

wheelchair means a chair mounted on 2 or more wheels that is built to transport a person who is unable to walk or has difficulty in walking, but does not include a pram, stroller or trolley;

Note

Trolley is defined in this dictionary.

Dictionary def. of *wheeled recreational device* amended by S.R. No. 135/2021 rule 99(3).

wheeled recreational device means a wheeled device, built to transport a person, propelled by human power or gravity (or in the case of a scooter, propelled by a person pushing one foot against the ground, or by an electric motor or motors, or by a combination of these), and ordinarily used for recreation or play, and—

(a) includes rollerblades, rollerskates, a skateboard, a scooter (other than an electric scooter) that is not a motor vehicle, or similar wheeled device; but

(b) does not include the following—

(i) a golf buggy, pram, stroller or trolley;

(ii) a bicycle;

(iii) an electric scooter (whether or not the electric scooter is a motor vehicle);

(iv) an electric personal transporter;

(v) a wheelchair or wheeled toy;

(vi) a scooter that is a motor vehicle;

Note

Bicycle, ***electric personal transporter***, ***electric scooter***, ***trolley***, ***wheelchair*** and ***wheeled toy*** are defined in this dictionary. ***Scooter*** is defined in rule 244A.

wheeled toy means a child's pedal car, scooter (other than a motorised scooter) or tricycle or a similar toy, but only when it is being used only by a child who is under 12 years old;

white B light means an illuminated white B as shown in the diagram in Schedule 4;

white T light means an illuminated white T as shown in the diagram in Schedule 4;

white traffic arrow means an illuminated white arrow;

window, in relation to a vehicle, includes any sunroof fitted to the vehicle;

with, for information about the application of a traffic control device, includes accompanying or reasonably associated with the device;

works zone see rule 181;

yellow B light means an illuminated yellow B;

yellow bicycle crossing light means an illuminated yellow bicycle symbol (whether or not flashing) as shown in the diagram in Schedule 4;

Note

Bicycle symbol is defined in this dictionary.

yellow T light means an illuminated yellow T;

yellow traffic arrow means an illuminated yellow arrow;

yellow traffic light means an illuminated yellow disc.

Endnotes

1 General information

See www.legislation.vic.gov.au for Victorian Bills, Acts and current authorised versions of legislation and up-to-date legislative information.

The Road Safety Road Rules 2017, S.R. No. 41/2017 were made on 6 June 2017 by the Governor in Council under section 95D of the **Road Safety Act 1986**, No. 127/1986 and came into operation on 1 July 2017: rule 2.

The Road Safety Road Rules 2017 will sunset 10 years after the day of making on 6 June 2027 (see section 5 of the **Subordinate Legislation Act 1994**).

INTERPRETATION OF LEGISLATION ACT 1984 (ILA)

Style changes

Section 54A of the ILA authorises the making of the style changes set out in Schedule 1 to that Act.

References to ILA s. 39B

Sidenotes which cite ILA s. 39B refer to section 39B of the ILA which provides that where an undivided regulation, rule or clause of a Schedule is amended by the insertion of one or more subregulations, subrules or subclauses the original regulation, rule or clause becomes subregulation, subrule or subclause (1) and is amended by the insertion of the expression "(1)" at the beginning of the original regulation, rule or clause.

Interpretation

As from 1 January 2001, amendments to section 36 of the ILA have the following effects:

- **Headings**

All headings included in a Statutory Rule which is made on or after 1 January 2001 form part of that Statutory Rule. Any heading inserted in a Statutory Rule which was made before 1 January 2001, by a Statutory Rule made on or after 1 January 2001, forms part of that Statutory Rule. This includes headings to Parts, Divisions or Subdivisions in a Schedule; Orders; Parts into which an Order is divided; clauses; regulations; rules; items; tables; columns; examples; diagrams; notes or forms.
See section 36(1A)(2A)(2B).

- **Examples, diagrams or notes**

All examples, diagrams or notes included in a Statutory Rule which is made on or after 1 January 2001 form part of that Statutory Rule. Any examples, diagrams or notes inserted in a Statutory Rule which was made before 1 January 2001, by a Statutory Rule made on or after 1 January 2001, form part of that Statutory Rule. See section 36(3A).

- **Punctuation**

All punctuation included in a Statutory Rule which is made on or after 1 January 2001 forms part of that Statutory Rule. Any punctuation inserted in a Statutory Rule which was made before 1 January 2001, by a Statutory Rule made on or after 1 January 2001, forms part of that Statutory Rule. See section 36(3B).

- **Provision numbers**

All provision numbers included in a Statutory Rule form part of that Statutory Rule, whether inserted in the Statutory Rule before, on or after 1 January 2001. Provision numbers include regulation numbers, rule numbers, subregulation numbers, subrule numbers, paragraphs and subparagraphs. See section 36(3C).

- **Location of "legislative items"**

A "legislative item" is a penalty, an example or a note. As from 13 October 2004, a legislative item relating to a provision of a Statutory Rule is taken to be at the foot of that provision even if it is preceded or followed by another legislative item that relates to that provision. For example, if a penalty at the foot of a provision is followed by a note, both of these legislative items will be regarded as being at the foot of that provision. See section 36B.

- **Other material**

Any explanatory memorandum, table of provisions, endnotes, index and other material printed after the Endnotes does not form part of a Statutory Rule. See section 36(3)(3D)(3E).

2 Table of Amendments

This publication incorporates amendments made to the Road Safety Road Rules 2017 by statutory rules, subordinate instruments and Acts.

Road Safety Road Rules Amendment Rules 2018, S.R. No. 6/2018
Date of Making: 30.1.18
Date of Commencement: 30.1.18

Road Safety Road Rules Further Amendment Rules 2018, S.R. No. 87/2018
Date of Making: 26.6.18
Date of Commencement: 26.6.18

Road Safety Road Rules Amendment (Commercial Passenger Vehicle Industry) Rules 2018, S.R. No. 88/2018
Date of Making: 26.6.18
Date of Commencement: Rules 7, 9, 10 on 2.7.18: rule 3(1); rules 5, 6, 8 on 1.9.18: rule 3(2)

Road Safety Road Rules Amendment Rules 2019, S.R. No. 96/2019
Date of Making: 15.10.19
Date of Commencement: 15.10.19

Road Safety Road Rules Amendment (Speed-Limit Sign) Rules 2019, S.R. No. 121/2019
Date of Making: 26.11.19
Date of Commencement: 26.11.19

Road Safety Road Rules Further Amendment Rules 2019, S.R. No. 153/2019
Date of Making: 17.12.19
Date of Commencement: 1.1.20: rule 3

Road Safety Road Rules Amendment Rules 2020, S.R. No. 121/2020
Date of Making: 4.11.20
Date of Commencement: Rules 5–16 on 4.11.20: rule 3(1); rules 17–28 on 1.12.20: rule 3(2)

Road Safety Road Rules Amendment Rules 2021, S.R. No. 35/2021
Date of Making: 20.4.21
Date of Commencement: 26.4.21: rule 3

Road Safety Road Rules Further Amendment Rules 2021, S.R. No. 111/2021
Date of Making: 31.8.21
Date of Commencement: Rules 6–11, 17 on 31.8.21: rule 3(1); rules 12–16 on 6.9.21: rule 3(2); rule 5 on 23.9.21: rule 3(3)

Road Safety Road Rules Amendment (Electric Scooter Trial) Rules 2021, S.R. No. 135/2021
Date of Making: 9.11.21
Date of Commencement: 15.11.21: rule 3

Road Safety Road Rules Amendment (Animal-Drawn Vehicles) Rules 2022, S.R. No. 30/2022
Date of Making: 17.5.22
Date of Commencement: 13.6.22: rule 3

Road Safety Road Rules Amendment (Speed-limit) Rules 2022, S.R. No. 38/2022
Date of Making: 31.5.22
Date of Commencement: 1.7.22: rule 3

Road Safety Road Rules Amendment Rules 2023, S.R. No. 7/2023
Date of Making: 14.2.23
Date of Commencement: 31.3.23: rule 3

Road Safety Road Rules Amendment (Electric Scooters) Rules 2023, S.R. No. 22/2023
Date of Making: 4.4.23
Date of Commencement: 5.4.23: rule 3

Road Safety Road Rules Amendment (Electric Scooters) Rules 2024, S.R. No. 101/2024
Date of Making: 1.10.24
Date of Commencement: 4.10.24: rule 3

Road Safety Road Rules Amendment Rules 2025, S.R. No. 21/2025
Date of Making: 15.4.25
Date of Commencement: Rules 5, 6, 8–18 on 15.4.25: rule 3(1); rule 7 on 1.7.25: rule 3(2)

Road Safety Road Rules Further Amendment Rules 2025, S.R. No. 67/2025
Date of Making: 1.7.25
Date of Commencement: 1.7.25: rule 3

Road Safety Road Rules (West Gate Tunnel) Amendment Rules 2025, S.R. No. 102/2025
Date of Making: 30.9.25
Date of Commencement: 30.9.25

Road Safety Road Rules Amendment (Road Safety Cameras) Rules 2026, S.R. No. 11/2026
Date of Making: 17.2.26
Date of Commencement: 17.2.26

Road Safety Road Rules Amendment (Electric Scooters) Rules 2026, S.R. No. 12/2026
Date of Making: 17.2.26
Date of Commencement: 18.2.26: rule 3

3 Explanatory details

[1] Rule 215(4): S.R. No. 116/2021 as amended by S.R. Nos 47/2022, 51/2022, 129/2022, 130/2022, 53/2023, 54/2023, 67/2023 and 43/2024.

[2] Rule 216(3) def. of ***dangerous goods***: S.R. No. 155/2018.

[3] Rule 221(f): S.R. No. 102/2020.

[4] Rule 234(3)(c): S.R. No. 93/2019.

[5] Rule 408(1): S.R. No. 94/2009. Reprint No. 1 as at 1 August 2013. Reprinted to S.R. No. 88/2013. Subsequently amended by S.R. Nos 134/2013, 151/2013, 68/2014, 132/2014, 146/2014, 86/2015, 120/2015, 125/2015 and 98/2016.

[6] Dictionary def. of ***mobile digital RSC***: S.R. No. 88/2019 as amended by S.R. Nos 104/2019, 172/2019, 105/2020, 123/2020, 36/2021, 121/2021, 136/2021, 19/2022, 31/2022, 47/2022, 106/2022, 8/2023, 23/2023, 67/2023, 60/2024, 102/2024, 15/2025, 28/2025, 36/2025 and 155/2025.

Penalty Units

These Rules provide for penalties by reference to penalty units within the meaning of section 110 of the **Sentencing Act 1991**. The amount of the penalty is to be calculated, in accordance with section 7 of the **Monetary Units Act 2004**, by multiplying the number of penalty units applicable by the value of a penalty unit.

The value of a penalty unit for the financial year commencing 1 July 2025 is $203.51. The amount of the calculated penalty may be rounded to the nearest dollar.

The value of a penalty unit for future financial years is to be fixed by the Treasurer under section 5 of the **Monetary Units Act 2004**. The value of a penalty unit for a financial year must be published in the Government Gazette and a Victorian newspaper before 1 June in the preceding financial year.

Table of Applied, Adopted or Incorporated Matter

The following table of applied, adopted or incorporated matter was included in S.R. No. 87/2018 in accordance with the requirements of regulation 5 of the Subordinate Legislation Regulations 2014.

Statutory rule provision	**Title of applied, adopted or incorporated document**	**Matter in applied, adopted or incorporated document**
Rule 17(a) definition of ***AS 1698*** in the dictionary	Australian Standard 'Protective Helmets for Vehicle Users' AS 1698—1988, published 9 May 1988 by Standards Australia	The whole
Rule 17(a) definition of ***AS/NZS 1698*** in the dictionary	Australian/New Zealand Standard 'Protective helmets for vehicle users', AS/NZS 1698:2006, published 20 February 2006 by Standards Australia and Standards New Zealand	The whole
Rule 17(a) definition of ***UN 22*** in the dictionary	United Nations Economic Commission for Europe Regulation No. 22, 'Uniform Provisions Concerning the Approval of Protective Helmets and their Visors for Drivers and Passengers of Motor Cycles and Mopeds', E/ECE/324 Rev. 4 published 24 September 2002 by the United Nations	The whole

Reader's Guide

Reader's Guide amended by S.R. Nos 135/2021 rule 100, 21/2025 rule 18.

Aim of the Guide

The aim of this Guide is to help you to understand the Road Safety Road Rules 2017 (the Road Rules) and the way they apply to different kinds of roads, vehicles and road users. The Guide also gives information on the structure of the Road Rules.

As a matter of law, the Guide is not part of the Road Rules.

The Road Rules

The Road Rules provide rules to be followed by all road users.

They are part of a national scheme to provide uniform road laws throughout Australia.

How to use the Road Rules

1 Contents and dictionary

The contents at the beginning of the Road Rules will help you to find particular rules or groups of rules that you may be interested in. They may also be helpful in giving you an overview of the structure of the Road Rules.

The dictionary at the end of the Road Rules defines words and expressions that have special meanings in the Road Rules. It includes words and expressions that are defined elsewhere in the Road Rules.

2 Application of the Road Rules and some key concepts

The application of the Road Rules and some key concepts are explained in Part 2 of the Road Rules. You will need to understand Part 2 to apply the Road Rules properly.

Roads and road related areas

The Road Rules apply to vehicles, animals and persons on roads and "road related areas". "Road related areas" are areas like footpaths, nature strips and parking areas. The Road Rules generally apply to road related areas in the same way as they apply to roads.

In the Road Rules, a reference to a "road" generally includes road related areas. If a particular rule does not apply to road related areas, or applies only to road related areas, this will be stated in the rule.

Drivers and riders

The Road Rules are generally expressed to apply to drivers of vehicles, since they are the largest category of road users. A driver is the person driving or otherwise in control of a vehicle. For example, a person steering and pushing a stalled motor vehicle would be in control of the vehicle and be the "driver".

Persons riding, or otherwise in control of, motor bikes or animal-drawn vehicles, or riding bicycles, electric scooters or animals, are called "riders", rather than drivers. The Road Rules generally apply to them in the same way as they apply to drivers.

In the Road Rules, a reference to a "driver" generally includes a rider. If a particular rule does not apply to riders, or applies only to particular kinds of riders, this is stated in the rule.

The definition of a "vehicle" (also in Part 2) is very broad and is not exhaustive. It includes, for example, motorised wheelchairs that can travel over 10 kilometres per hour. However, it does not include trains. The driving of trains is not covered by the Road Rules. A reference in the Road Rules to a vehicle does not include wheeled recreational devices or wheeled toys. Riders of wheeled recreational devices and wheeled toys are treated as pedestrians.

Although most of the Road Rules apply to vehicles of all kinds and to both drivers and riders, there are some rules that apply only to particular drivers or riders. For example, the rules in Part 15 apply only to riders of bicycles and electric scooters, and the rules in Part 17 apply only to the drivers of trams and public buses.

Pedestrians

It is not appropriate to apply the Road Rules to persons in control of some kinds of vehicles as if they were drivers of conventional motor vehicles. For this reason, some persons who might otherwise come within the definition of "driver" are treated as pedestrians. For example, a person pushing a motorised wheelchair is treated as a pedestrian.

The rules that apply to pedestrians are in Part 14.

3 Diagrams of traffic signs

Diagrams of all traffic signs mentioned in the Road Rules are shown in alphabetical order in Schedules 2 and 3 at the end of the Road Rules. The traffic signs in Schedule 2 are those in the relevant Australian Standard (AS 1742) as well as some existing non-standard signs in common use that will continue to be used and some new signs. The traffic signs in Schedule 3 are either alternative versions of the signs in Schedule 2 (which are being phased out) or signs that are Victoria specific.

Diagrams of signs have also been included after particular rules to help you identify the signs when reading the Road Rules.

A number of traffic signs have 2 or more permitted versions. Notes to the diagrams of signs included in particular rules will tell you if there are other permitted versions of the signs or if the signs can have other permitted features. For example, there is more than one permitted version of a *speed-limit sign*. Also, a *speed-limit sign* can have a different number. Notes to the diagram of the sign in Part 3 will tell you about these things.

Diagrams (including diagrams that are examples) are part of the Road Rules.

4 Notes and examples

Notes are used throughout the Road Rules. They may tell you that certain terms are defined (and where they are defined), draw your attention to other relevant rules, or help in other ways. The notes are not part of the Road Rules.

Examples are also given throughout the Road Rules, sometimes by explanation and sometimes by diagrams. They are not exhaustive. Examples are part of the Road Rules.

5 Structure and language

The following points may assist you in reading and understanding the Road Rules.

Arrangement of rules

Rules have been grouped in Parts and Divisions so that rules on the same subject are, as far as possible, together. However, some kinds of rules are relevant in many different situations. For example, in addition to the general give way rules in Part 7, giving way at traffic lights is dealt with in Part 6 (which deals with traffic lights) and giving way at roundabouts is dealt with in Part 9 (which deals with roundabouts). This arrangement gives drivers a more complete picture of their obligations at traffic lights and roundabouts.

Notes at the beginning of a Part, or with an application provision, will tell you where other rules on the subject can be found.

Structure of rules

The Road Rules often deal with complex situations. For this reason the more complex rules set out, in order—

- the rule (that is what must, or must not, be done in the situation covered by the rule);
- the exceptions to the rule;
- any other information needed for the application of the rule (for example, particular definitions).

This enables the reader to see the rule set out in the simplest and clearest way.

Exemptions

In addition to exemptions that may be set out in a rule, there are a number of general exemptions. Trams, for example, are exempted from the operation of a number of Parts in the Road Rules because they run on fixed tracks. The list of exceptions for trams is in Part 19 (Exemptions). Also, in Part 19 there are, for example, a number of general exemptions for police and emergency vehicles and for other vehicles and drivers in particular situations.

Definitions included in a rule

Most definitions of words and expressions are given in the dictionary. However, some terms are defined in the text of a rule. This is generally done where the word or expression is used only in that rule and nowhere else in the Road Rules. In addition, some definitions, particularly of areas or lengths of road that are established by traffic signs or road markings, are complex or need diagrams to be fully understood. They are placed with the basic rule that deals with the area or length of road, so that the rule and the definition (with any accompanying diagrams) can be seen and understood together. For example, see the definitions of ***bicycle path*** and ***separated footpath*** in rule 239. This also means there is no need for diagrams of the signs to appear in the dictionary as well as at the end of the rule

and in the Schedules. The definitions are, however, signposted in the dictionary at the end of the Road Rules. Notes are also included in relevant rules drawing attention to these definitions.

Use of the terms "vehicle" and "road" in a rule

Because of the way "driver" is defined, it is generally not necessary to say "the driver of a vehicle" or mention the driver's vehicle in a rule.

In the same way, because the Road Rules apply only to roads and road related areas, it is not generally necessary to say in a rule that something must, or must not, be done "on a road", except where the kind of road, or the place on a road, is relevant to the rule or it is necessary to exclude road related areas.

Use of the terms "bus" and "public bus"

If a rule is directed to the driver of a public bus, the term "public bus" is used in the rule, and the rule applies only to public buses. For examples, see Part 17 (Additional rules for drivers of trams and public buses). However, if a rule directs a driver of any vehicle to take or not take some action in relation to a bus, the term "bus" is used and the rule applies to buses of all kinds. This is because, although the rule is primarily intended to apply to public buses, a public bus may not be marked in a way that makes it distinguishable from a non-public bus, and it is preferable from the point of view of road safety that the driver treat any bus as a public bus. For examples see Part 11, Division 7 (Passing trams and safety zones). There are also some rules that refer specifically to the drivers of all buses.

Use of the term "does not apply" in relation to a rule

A rule may say that it does not apply to a driver of a particular kind, or in a particular situation. This does not mean, however, that another rule will not apply to the driver in the same situation. An example is rule 95 (Emergency stopping lane only signs). A bicycle rider does not commit

an offence under rule 95 by riding in an emergency stopping lane, because the rule expressly states that it does not apply to bicycle riders. However, the rider may still commit an offence by riding in the emergency stopping lane if a *no bicycles sign* applies to the lane (see rule 252 (No bicycles signs and markings)).

Use of present tense for some actions

The Road Rules may say that a driver "is turning" at an intersection. The use of the present tense is intended to cover both the present and future aspects of the present tense. That is, it refers to a driver who is preparing to make the turn as well as a driver who is in the course of making the turn. The context will make this clear in the rule.

Obligation to "give way"

There are a number of rules requiring a driver to give way to another driver or a pedestrian. However, under the Road Rules the other driver or pedestrian does not have a "right" of way. Indeed, in some situations, a number of drivers may be required to give way to each other, e.g. at an intersection with a *stop sign* or *give way sign* on more than one of the intersecting roads. Similarly, although a driver may be required to give way to a pedestrian, the pedestrian is required under rule 236(1) not to cause a traffic hazard by moving into the driver's path.

Other aids to using and understanding the Road Rules

Part 20 of the Road Rules explains how traffic signs, traffic signals, road markings and other traffic control devices on roads must comply with the Road Rules to be legally effective. The Part also explains the way traffic control devices apply to lengths of road and areas, and also to drivers and other road users. Traffic signs and signals generally apply to a person if they face the person, but there are exceptions.

Part 21 of the Road Rules contains a number of provisions to put certain legal issues beyond doubt. They enable the language and concepts in the Road Rules to be expressed more simply.

Other road laws

The Road Rules do not provide all the rules to be followed by road users. Other rules applying to road users are to be found in other laws. For example, other laws deal with drink-driving. Some of these other rules are indicated by notes in the Road Rules.

Penalties and penalty units

The penalty set out at the foot of a Road Rule specifies the maximum fine that a court can impose on a person who is convicted of an offence against that Rule. Fines are set in penalty units. The dollar amount of penalty units is fixed annually under the **Monetary Units Act 2004**. A penalty fixed by Road Rules can be converted to a dollar amount by multiplying the current value of a penalty unit by the number of units specified in the penalty provision, then rounding to the nearest dollar.

Parking and traffic infringements

Parking infringement notices and traffic infringement notices may be issued instead of court fines for some offences. These are listed in Schedules 6 and 7 to the Road Safety (General) Regulations 2019.

Demerit points

The Secretary keeps a Demerits Register under section 35 of the **Road Safety Act 1986**. The driver licence or permit of a person may be suspended in accordance with that Act if too many demerit points are incurred within a given period.

The Road Safety (Drivers) Regulations 2019 prescribe the circumstances in which demerit points are incurred and the number of points to be incurred.